

# ALUFLUORIDE LIMITED

MULAGADA, MINDI, VISAKHAPATNAM - 530 012. INDIA

PHONE : 2548567, 2577077

E.mail : [contact@alufluoride.com](mailto:contact@alufluoride.com) Web : <http://www.alufluoride.com>

CIN - L24110 AP1984 PLC 005096



Department of Corporate Services  
M/s.Bombay Stock Exchange Ltd.  
Floor 25, PJ Towers  
Dalal Street  
MUMBAI 400 001

15 October, 2016

Dear Sir,

**Sub: Unaudited Financial Results for quarter ending 30 September, 2016.**

Please find attached the Standalone Unaudited Financial Results - Outcome of Board Meeting – Reg 30(2), 30(6), 51 (2) for the quarter ended 30 September, 2016 which was approved by the Board of Directors meeting held on 15 October, 2016.

Thanking You

Yours faithfully,

For **ALUFLUORIDE LIMITED**

**K.PURUSHOTHAM NAIDU**  
**DIRECTOR-FINANCE**


[Home](#)[Validate](#)**General information about company**

Scrip code	524634		
Name of company	ALUFLUORIDE LIMITED		
Result Type	Main Format		
Class of security	Equity		
Date of start of financial year	01	04	2016
Date of end of financial year	31	03	2017
Date of board meeting when results were approved	15	10	2016
Date on which prior intimation of the meeting for considering financial results was informed to the exchange	08	10	2016
Description of presentation currency	INR		
Level of rounding used in financial results	Lakhs		
Reporting Quarter	Half yearly		
Nature of report standalone or consolidated	Standalone		
Whether results are audited or unaudited	Unaudited		
Segment Reporting	Geographical		
Description of single segment			

\* ALUFLUORIDE LIMITED

*Kapil Kumar Wadhwani*

Authorised Signatory



Home

Validate

## Quarterly &amp; Half Yearly Financial Result by Companies Other than Banks

Particulars		3 months ended (dd-mm-yyyy)	Previous 3 months ended (dd-mm-yyyy)	Corresponding 3 months ended in the previous year (dd-mm-yyyy)	Year to date figures for current period ended (dd-mm-yyyy)	Year to date figures for previous period ended (dd-mm-yyyy)	Previous accounting year ended (dd-mm-yyyy)
A	Date of start of reporting period	01-07-2016	01-04-2016	01-07-2015	01-04-2016	01-04-2015	01-04-2015
B	Date of end of reporting period	30-09-2016	30-06-2016	30-09-2015	30-09-2016	30-09-2015	31-03-2016
C	Whether results are audited or unaudited	Unaudited	Unaudited	Unaudited	Unaudited	Unaudited	Audited
D	Nature of report standalone or consolidated	Standalone	Standalone	Standalone	Standalone	Standalone	Standalone
Part I							
1	Revenue From Operations	All the fields are mandatory in this sheet					
	Net sales or Revenue from Operations	918.500	793.650	842.500	1728.160	1621.410	3051.320
	Other operating revenues	0.000	0.000	0.000	0.000	0.000	0.000
	<b>Total Revenue from operations (net)</b>	<b>918.500</b>	<b>793.650</b>	<b>842.500</b>	<b>1728.160</b>	<b>1621.410</b>	<b>3051.320</b>
2	Expenses						
(a)	Cost of materials consumed	509.320	321.240	406.060	830.560	753.090	1546.520
(b)	Purchases of stock-in-trade	0.000	0.000	0.000	0.000	0.000	0.000
(c)	Changes in Inventories of finished goods, work-in-progress and stock-in-trade	-39.400	291.730	48.370	252.340	217.070	132.200
(d)	Employee benefit expense	77.020	76.850	65.300	153.870	129.200	274.760
(e)	Depreciation and amortisation expense	12.020	12.000	15.350	24.020	30.710	83.390
(f)	Other Expenses						
1	Power & Fuel	161.550	89.430	134.140	250.980	241.750	468.470
2	Loss on sale / value of Investments	0.000	11.030	5.100	0.000	5.100	12.520
3	Other Expenditure	77.450	51.840	68.120	129.290	131.980	314.840
4							
5							
6							
7							
8							
9							
10							
	Total other expenses	239.000	152.300	207.360	380.270	378.830	795.830
	<b>Total expenses</b>	<b>797.960</b>	<b>854.120</b>	<b>742.440</b>	<b>1641.060</b>	<b>1508.900</b>	<b>2832.700</b>
3	Profit (loss) from operations before other income, finance costs and exceptional items	120.540	-60.470	100.060	87.100	112.510	218.620
4	Other Income	19.610	21.710	18.280	14.290	43.890	125.220
5	Profit (loss) from ordinary activities before finance costs and exceptional items	140.150	-38.760	118.340	101.390	156.400	343.840
6	Finance costs	0.060	0.000	0.030	0.070	0.040	0.110
7	Profit (loss) from ordinary activities after finance costs but before exceptional items	140.090	-38.760	118.310	101.320	156.360	343.730
8	Prior period items before tax	0.000	0.000	0.000	0.000	0.000	0.000
9	Exceptional items	0.000	0.000	0.000	0.000	0.000	0.000
10	Profit (loss) from ordinary activities before tax	140.090	-38.760	118.310	101.320	156.360	343.730
11	Tax Expense	38.560	-2.160	42.250	36.390	64.510	127.340
12	Net profit (loss) from ordinary activities after tax	101.530	-36.600	76.060	64.930	91.850	216.390
13	Extraordinary items	0.000	0.000	0.000	0.000	0.000	0.000
14	Net Profit loss for the period from continuing operations	101.530	-36.600	76.060	64.930	91.850	216.390
15	Profit (loss) from discontinuing operations before tax	0.000	0.000	0.000	0.000	0.000	0.000
16	Tax expense of discontinuing operations	0.000	0.000	0.000	0.000	0.000	0.000
17	Net profit (loss) from discontinuing operation after tax	0.000	0.000	0.000	0.000	0.000	0.000
18	Profit (loss) for period before minority interest	101.530	-36.600	76.060	64.930	91.850	216.390
19	Share of profit (loss) of associates						
20	Profit (loss) of minority interest						
21	Net Profit (loss) after taxes minority interest and share of profit (loss) of associates	101.530	-36.600	76.060	64.930	91.850	216.390
22	Details of equity share capital						
	Paid-up equity share capital	700.040	700.040	700.040	700.040	700.040	700.040
	Face value of equity share capital	10.000	10.000	10.000	10.000	10.000	10.000
23	Details of debt securities						
	Paid-up debt capital						
	Face value of debt securities						
24	Reserves excluding revaluation reserve	1297.880	1232.950	1016.560	1297.880	1016.560	1232.950
25	Debenture redemption reserve						
26	Earnings per share						
i	Earnings per share before extraordinary items						
	Basic earnings per share before extraordinary items	1.450	0.520	1.090	0.930	1.310	3.090
	Diluted earnings per share before extraordinary items	0.000	0.000	0.000	0.000	0.000	0.000
ii	Earnings per share after extraordinary items						
	Basic earnings per share after extraordinary items	1.450	0.520	1.090	0.930	1.310	3.090
	Diluted earnings per share after extraordinary items	0.000	0.000	0.000	0.000	0.000	0.000
27	Debt equity ratio						
28	Debt service coverage ratio						
29	Interest service coverage ratio						
30	Disclosure of notes on financial results	Add Notes					



\*or ALUFLUORIDE LIMITED

*K. Prabhakar Reddy*  
 Authorised Signatory

Notes:

1. The above results were reviewed by the Audit Committee at its meeting held on 15 October, 2016 and there after approved by the Board of Directors in their meeting held on the same day.
2. Limited Review of the financial results of the Company for the quarter ended 30 September, 2016 has been carried out by the statutory auditors.
3. The Company is in Inorganic Chemical business segment.
4. Silicic acid supplies from adjacent Fertilizer Complex continues to be a problem. However, to meet the commitment of customers, efforts are being made to procure silicic acid though expensive, from other sources.
5. Pending Investor's complaints for the quarter ended 30 September, 2016 - NIL-.

Hyderabad


15 October, 2016

By Order of the Board  
VENKAT AKKINENI  
Managing Director

ALUFLUORIDE LIMITED

*K. Prudhanshu Warden*

Authorized Signatory




Home

Validate

## Statement of Asset and Liabilities

Particulars		Half year ended (mm-yyyy)	Previous year ended (dd-mm-yyyy)
Date of start of reporting period		01-04-2016	01-04-2015
Date of end of reporting period		30-09-2016	31-03-2016
Whether results are audited or unaudited		Unaudited	Audited
Nature of report standalone or consolidated		Standalone	Standalone
<b>Equity and liabilities</b>			
1	<b>Shareholders' funds</b>		
	Share capital	700.040	700.040
	Reserves and surplus	1297.880	1232.950
	Money received against share warrants		
	<b>Total shareholders' funds</b>	<b>1997.920</b>	<b>1932.990</b>
2	Share application money pending allotment	0.000	0.000
3	Deferred government grants		
4	Minority interest		
5	<b>Non-current liabilities</b>		
	Long-term borrowings	0.000	0.000
	Deferred tax liabilities (net)	-25.310	-21.030
	Foreign currency monetary item translation difference liability account		
	Other long-term liabilities		
	Long-term provisions	51.720	51.720
	<b>Total non-current liabilities</b>	<b>26.410</b>	<b>30.690</b>
6	<b>Current liabilities</b>		
	Short-term borrowings	0.000	0.000
	Trade payables	108.950	199.190
	Other current liabilities	76.950	61.580
	Short-term provisions	218.940	221.660
	<b>Total current liabilities</b>	<b>404.840</b>	<b>482.430</b>
	<b>Total equity and liabilities</b>	<b>2429.170</b>	<b>2446.110</b>
	<b>Assets</b>		




ALUFLUORIDE LIMITED

*R. P. S. N. N. N.*  
 Authorised Signatory

1 Non-current assets			
(i)	Fixed assets		
	Tangible assets	228.960	249.060
	Producing properties		
	Intangible assets	0.000	0.000
	Preproducing properties		
	Tangible assets capital work-in-progress		
	Intangible assets under development or work-in-progress		
	<b>Total fixed assets</b>	<b>228.960</b>	<b>249.060</b>
(ii)	Non-current investments	72.660	47.660
(iii)	Goodwill on consolidation		
(v)	Deferred tax assets (net)		
(vi)	Foreign currency monetary item translation difference asset account		
(vii)	Long-term loans and advances	64.860	61.850
(viii)	Other non-current assets	0.000	0.000
	<b>Total non-current assets</b>	<b>366.480</b>	<b>358.570</b>
2 Current assets			
	Current investments	704.850	599.230
	Inventories	299.350	581.420
	Trade receivables	508.170	360.060
	Cash and bank balances	248.650	279.940
	Short-term loans and advances	284.900	233.600
	Other current assets	16.770	33.290
	<b>Total current assets</b>	<b>2062.690</b>	<b>2087.540</b>
	<b>Total assets</b>	<b>2429.170</b>	<b>2446.110</b>
	Disclosure of notes on assets and liabilities		

Add Notes



ALUFLUORIDE LIMITED

*K. Pulletham*  
Authorised Signatory