

PRITISH NANDY COMMUNICATIONS

British Nandy Communications Ltd CIN L22120MH1993PLC074214 Regd Office: 87/88 Mittal Chambers Nariman Point Mumbai 400 021

AUDITED STANDALONE AND CONSOLIDATED FINANCIAL RESULTS FOR THE YEAR ENDED MARCH 31, 2015

In ₹ lakh

PARTICULARS	STANDALONE				CONSOLIDATED		
	Quarter ended on March 31, 2015 (Unaudited)	Quarter ended on December 31, 2014 (Unaudited)	Quarter ended on March 31, 2014 (Unaudited)	Year ended on March 31, 2015 (Audited)	Year ended on March 31, 2014 (Audited)	Year ended on March 31, 2015	Year ended on March 31, 2014
Income from operations	40.60	-	3,747.99	42.10	3,893.52	72.88	4,081.99
Total income	40.60	-	3,747.99	42.10	3,893.52	72.88	4,081.99
Expenditure							
a) Cost of content	1,333.13	-	2,696.71	1,333.13	2,737.29	1,333.13	2,737.29
b) Changes in unamortised/ unexploited/ unfinished content	(1,333.13)	-	269.01	(1,333.13)	269.01	(1,333.13)	264.72
c) Staff cost	38.66	33.81	16.94	143.05	92.90	143.05	92.90
d) Depreciation	4.86	5.22	5.16	38.83	18.96	67.54	33.38
e) Other expenditure	63.94	93.77	272.29	317.20	433.73	524.48	702.20
Total expenditure	107.46	132.80	3,260.11	499.08	3,551.89	735.07	3,830.49
Profit/ (Loss) from operations before other income and interest	(66.86)	(132.80)	487.88	(456.98)	341.63	(662.19)	251.50
Other income	91.48	20.44	29.19	177.29	204.32	189.07	214.51
Profit/ (Loss) before interest	24.62	(112.36)	517.07	(279.69)	545.95	(473.12)	466.01
Interest	21.60	12.40	1.49	36.65	39.01	36.64	47.62
Profit/ (Loss) before exceptional and extra ordinary item and tax	3.02	(124.76)	515.58	(316.34)	506.94	(509.76)	418.39
Exceptional and extra ordinary item	218.43	-	-	218.43	-	-	-
Profit/ (Loss) after exceptional and extra ordinary item and before tax	(215.41)	(124.76)	515.58	(534.77)	506.94	(509.76)	418.39
Tax expenses							
-Current	-	-	133.40	-	133.40	-	133.73
-Deferred	0.09	0.06	(83.14)	(5.38)	(81.94)	(18.28)	(102.18)
Net profit/ (Loss)	(215.50)	(124.82)	465.32	(529.39)	455.48	(491.48)	386.84
Paid-up equity share capital (FV ₹ 10)	1,446.70	1,446.70	1,446.70	1,446.70	1,446.70	1,446.70	1,446.70
Reserves excluding revaluation reserves	-	-	-	6,578.35	7,132.29	6,334.85	6,850.86
Net worth	-	-	-	8,025.05	8,578.99	7,781.55	8,297.56
Earning per share (Basic and diluted EPS on weighted average basis)	(1.49)*	(0.86)*	3.22*	(3.66)	3.15	(3.40)	2.67
*Not annualised							

SELECT INFORMATION FOR THE QUARTER AND FOR THE YEAR ENDED MARCH 31, 2015

A) PARTICULARS OF SHAREHOLDING	STANDALONE				CONSOLIDATED		
	Quarter ended on March 31, 2015 (Unaudited)	Quarter ended on December 31, 2014 (Unaudited)	Quarter ended on March 31, 2014 (Unaudited)	Year ended on March 31, 2015 (Audited)	Year ended on March 31, 2014 (Audited)	Year ended on March 31, 2015	Year ended on March 31, 2014
1) Particulars of shareholding							
Public shareholding							
- Number of shares	8,472,461	8,472,461	8,472,461	8,472,461	8,472,461	8,472,461	8,472,461
- Percentage of shareholding	58.56	58.56	58.56	58.56	58.56	58.56	58.56
2) Promoters and promoter group shareholding							
a) Pledged/ encumbered							
Number of shares	-	-	-	-	-	-	-
- % of shares (as a % of total shareholding of promoter and promoter group)	-	-	-	-	-	-	-
- % of shares (as a % of total share capital of the company)	-	-	-	-	-	-	-
b) Non-encumbered							
Number of shares	5,994,539	5,994,539	5,994,539	5,994,539	5,994,539	5,994,539	5,994,539
- % of shares (as a % of total shareholding of promoter and promoter group)	100	100	100	100	100	100	100
- % of shares (as a % of total share capital of the company)	41.44	41.44	41.44	41.44	41.44	41.44	41.44
B) INVESTOR COMPLAINTS	Quarter ended on March 31, 2015						
Pending at the beginning of the quarter	Nil						
Received during the quarter	Nil						
Disposed off during the quarter	Nil						
Remaining unresolved at the end of the quarter	Nil						

AUDITED STANDALONE AND CONSOLIDATED STATEMENT OF ASSETS AND LIABILITIES AS ON MARCH 31, 2015

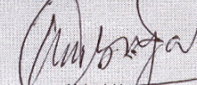
PARTICULARS	STANDALONE		CONSOLIDATED		Notes:
	As at March 31, 2015	As at March 31, 2014	As at March 31, 2015	As at March 31, 2014	
Equity and liabilities					
a) Share capital	1,446.70	1,446.70	1,446.70	1,446.70	
b) Reserves and surplus	6,578.35	7,132.29	6,334.85	6,850.86	
Minority interest	-	-	0.18	0.21	
Non current liabilities					
a) Long term borrowings	19.10	35.36	19.10	35.36	
b) Deferred tax liabilities (net)	1,172.15	1,188.51	1,063.03	1,092.30	
Current liabilities					
a) Short term borrowings	489.45	-	489.45	-	
b) Trade payables	382.86	403.61	383.69	408.26	
c) Other current liabilities	451.87	412.83	511.94	503.96	
d) Short term provision	-	133.40	-	133.40	
Total	10,540.48	10,752.70	10,248.94	10,471.05	
Assets					
Non current assets					
a) Fixed assets	98.90	171.91	98.90	361.96	
b) Non current investment	362.46	362.63	1.26	1.43	
c) Long term loans and advances	3,844.07	4,027.45	3,900.11	4,090.92	
Current assets					
a) Cinematic and television content	5,371.26	4,039.94	5,340.47	4,009.16	
b) Trade receivables	33.51	79.70	39.31	86.10	
c) Cash and bank balances	530.04	1,670.61	534.62	1,707.86	
d) Short term loans and advances	276.87	375.99	310.88	187.42	
e) Other current assets	23.37	24.47	23.39	26.20	
Total	10,540.48	10,752.70	10,248.94	10,471.05	


Notes:

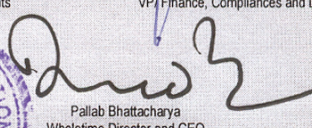
- The above results were reviewed by the Audit Committee and adopted by the Board of Directors of the Company at its meeting held on May 25, 2015.
- The advance to subsidiary PNC Wellness Ltd was written off in the fourth quarter to facilitate the revival of the subsidiary's business. The same is reported as an exceptional and extra ordinary item.
- Arbitration proceedings initiated by the Company against Prasar Bharati, in respect of bank guarantees of ₹ 750.50 lakh encashed in the year 2000-01 for marketing of Olympic Games 2000 are ongoing. The Company has also initiated proceedings for recovery of loans and advances of ₹ 467.53 lakh which are pending before the Bombay High Court.
- Pursuant to notification of schedule II to the Companies Act 2013 with effect from April 1, 2014 the company has revised the useful life of its fixed assets in accordance with the life prescribed under the schedule. In accordance with the transitional provision additional depreciation has been recognised net of deferred tax in the opening balance of retained earnings in respect of fixed assets whose remaining useful life as per schedule II was nil as on April 1, 2014.
- The Board of Directors has not recommended any dividend for the year.
- Figures of the previous year have been regrouped, wherever necessary.
- The parent Company and one subsidiary PNC Digital Ltd are in the content segment. PNC Wellness Ltd is in the wellness segment.
- The Consolidated Financial Results of the Company are prepared as per AS-21.
- Figures of the last quarter are the balancing figures between audited figures in respect of the full financial year and the published year to date figures upto the third quarter of the current financial year.


CONSOLIDATED SEGMENTWISE REVENUE, RESULTS AND CAPITAL EMPLOYED AS ON MARCH 31, 2015

PARTICULARS	CONSOLIDATED	
	Year ended on March 31, 2015	Year ended on March 31, 2014
Segment revenue		
a) Content business	42.10	3,893.52
b) Wellness business	30.78	188.47
Total	72.88	4,081.99
Less: Intersegment revenue	-	-
Total income from operations	72.88	4,081.99
Segment results profits/ (loss) before tax each segment		
a) Content business	(547.68)	512.30
b) Wellness business	37.92	(93.91)
Total profit/ (Loss) before tax	(509.76)	418.39
Capital employed (Segment assets minus segment liabilities)		
a) Content business	7,686.26	8,064.40
b) Wellness business	95.29	233.16
Total capital employed	7,781.55	8,297.56


 Mahesh Vyas
 Chief Manager/ Accounts


 Yatender Verma
 VP/ Finance, Compliances and Legal Affairs


 Pallab Bhattacharya
 Wholtime Director and CEO



Mumbai, May 25, 2015
 For more details, contact Yatender Verma at verma@prishnandy.com

