



HISAR SPINNING MILLS LIMITED

REGD. OFF. & WORKS : 9th K.M. STONE, HISAR-BHIWANI ROAD, V.P.O. DABRA (HISAR)-125005

TEL/FAX : 91-1662-260397, Mob. : 98120-22682

CIN : L17112HR1992 PLC031621, E-mail : hsml2000@rediffmail.com

Date: November 14, 2016

Department of Corporate Services
The Stock Exchange, Mumbai
Phiroze Jee Jeebhoy Tower
25th Floor, Dalal Street
Mumbai – 400 001

Sub: Submission of financial results for the quarter and half year ended 30th September 2016.
(SCRIP CODE 521068)

Dear Sir,

With reference to the above please find the financial results for the quarter and half year ended 30th September 2016 – Reg. 33 of SEBI (Listing Obligations and Disclosure Requirement) Regulation 2015.

Thanking you,

Yours faithfully,
For Hisar Spinning Mills Limited


Authorised Signatory

LIMITED REVIEW REPORT

Board of Directors
Hisar Spinning Mills Limited
9th KM Stone,
Tosham Road,
V.P.O. Dabra,
Hissar

We have reviewed the accompanying statement of unaudited financial results of **HISAR SPINNING MILLS LIMITED**, 9th KM Stone, Tosham Road, V.P.O. Dabra, Hissar for the quarter and half year ended **30th September, 2016** prepared and being submitted by the Company pursuant to the requirement of Regulation 33 of SEBI (Listing Obligations and Disclosure Requirements) Regulations, 2015. This statement is the responsibility of the Company's Management and has been reviewed by the Audit Committee and approved by the Board of Directors at their respective meetings held on 14th November, 2016. Our responsibility is to issue a report on these financial statements based on our review.


We conducted our review in accordance with the Standard on Review Engagement (SRE) 2410, *Review of Interim Financial information Performed by the Independent Auditor of the Entity* issued by the Institute of Chartered Accountants of India. This standard requires that we plan and perform the review to obtain moderate assurance as to whether the financial statements are free of material misstatement. A review is limited primarily to inquiries of Company personnel and analytical procedures applied to financial data and thus provide less assurance than an audit. We have not performed an audit and accordingly, we do not express an audit opinion.

Based on our review conducted as above, nothing has come to our attention that causes us to believe that the accompanying statement of unaudited financial results read with notes thereon, prepared in accordance with applicable Accounting Standards specified under Section 133 of the Act, read with Rule 7 of the Companies (Accounts) Rules, 2014 and other recognized accounting practices and policies thereon, has not disclosed the information required to be disclosed in terms of Regulation 33 of the SEBI (Listing Obligations and Disclosure Requirements) Regulations, 2015 including the manner in which it is to be disclosed, or that it contains any material misstatement.

for JAIN & ANIL SOOD
Chartered Accountants
Firm Registration No. 010505N



Date: 14.11.2016
Place: Chandigarh


(RAJESH KUMAR JAIN)
Partner
Membership No. 088447

HISAR SPINNING MILLS LIMITED
 9TH KM. STONE, HISAR BHIWANI ROAD, V.P.O. DABRA, HISAR - 125005
 CIN - L17112HR1992PLC031621, PAN - AAACH3754M
 Tel - 01662-260397, Email- hsm12000@rediffmail.com
 Website : www.hisarspinningmills.com

STATEMENT OF UNAUDITED/ AUDITED FINANCIAL RESULTS FOR THE QUARTER AND HALF YEAR ENDED 30TH SEPTEMBER 2016

(Rs. in lakhs)


Part I

Sr. No	Particulars	Quarter ended			Half Year ended		Year ended
		(Unaudited)	(Unaudited)	(Unaudited)	(Unaudited)	(Unaudited)	(Audited)
		30-Sep-16	30-Jun-16	30-Sep-15	30-Sep-16	30-Sep-15	31-Mar-16
1	Income from operations						
	(a) Net sales/ income from operations	645.30	594.45	603.94	1,239.75	1,151.68	2,370.91
	(b) Other operating income	7.33	7.44	4.52	14.77	7.93	21.83
	Total income from operations (net)	652.63	601.89	608.46	1,254.52	1,159.61	2,392.74
2	Expenses						
	(a) Cost of materials consumed	371.93	369.11	374.06	741.04	747.28	1,418.40
	(b) Changes in inventories of finished goods, work-in-progress and stock-in-trade	26.32	-63.99	-61.57	-37.67	-49.12	6.57
	(c) Employees benefits expense	13.98	10.93	9.62	24.91	17.20	40.91
	(d) Depreciation and amortisation expense	59.54	57.88	68.92	117.42	92.08	230.63
	(e) Consumption of store and spare parts	17.04	30.01	23.34	47.05	44.02	77.80
	(f) Packing material consumed	5.60	8.13	6.26	13.73	12.16	26.24
	(g) Power and fuel expenses	122.00	114.38	110.84	236.38	205.55	414.50
	(h) Other expenses	19.63	18.18	16.45	37.81	34.82	68.14
	Total expenses	636.04	544.63	547.92	1,180.67	1,103.99	2,283.19
3	Profit/ (-) Loss from operations before other income, finance costs and exceptional items (1-2)	16.59	57.26	60.54	73.85	55.62	109.55
4	Other income	2.83	3.70	1.24	6.53	3.81	6.54
5	Profit/ (-) Loss from ordinary activities before finance costs and exceptional items (3+4)	19.42	60.96	61.78	80.38	59.43	116.09
6	Finance costs	11.87	13.52	12.98	25.39	21.46	46.83
7	Profit/ (-) Loss from ordinary activities after finance costs but before exceptional items (5-6)	7.55	47.44	48.80	54.99	37.97	69.26
8	Exceptional items	-12.19	0.91	0.02	-11.28	13.82	17.60
9	Profit/ (-) Loss from ordinary activities before tax (7+8)	-4.64	48.35	48.82	43.71	51.79	86.86
10	Tax expenses (including deferred tax and net of MAT credit entitlement)	-1.43	14.94	3.30	13.51	16.48	27.33
11	Net Profit/ (-) Loss from ordinary activities after tax (9-10)	-3.21	33.41	45.52	30.20	35.31	59.53
12	Extraordinary items (net of tax expense)	0.00	0.00	0.00	0.00	0.00	0.00
13	Net Profit/ (-) Loss for the period (11-12)	-3.21	33.41	45.52	30.20	35.31	59.53
14	Paid up equity share capital (face value: ` 10/- per share)	373.50	373.50	373.50	373.50	373.50	373.50
	Paid up preference share capital (face value: ` 10/- per share)	65.00	65.00	65.00	65.00	65.00	65.00
15	Reserves excluding revaluation reserves as per balance sheet						271.85
16	Earnings Per Share (EPS) (face value: ` 10/- per share) (not annualized)						
16 (i)	- Basic & Diluted EPS before Extraordinary items	(0.09)	0.89	1.22	0.81	0.95	1.59
16 (ii)	- Basic & Diluted EPS after Extraordinary items	(0.09)	0.89	1.22	0.81	0.95	1.59

for Hisar Spinning Mills Limited

Gopal Krishan Gupta
 (Gopal Krishan Gupta)
 Managing Director
 DIN : 00192985

Place: Chandigarh
 Dated: 14.11.2016



Raj
 14/11/2016


HISAR SPINNING MILLS LIMITED
STATEMENT OF ASSETS AND LIABILITIES AS AT 30TH SEPTEMBER 2016

Sr. No.	Particulars	(Rs. in lakhs)	
		As at 30-Sep-16	As at 31-Mar-16
		(Unaudited)	(Audited)
A	EQUITY AND LIABILITIES		
1	Shareholders' Funds		
	(a) Share capital	438.50	438.50
	(b) Reserves and surplus	302.05	271.85
	Sub-total - Shareholders' funds	740.55	710.35
2	Non- Current Liabilities		
	(a) Long - term borrowings	381.86	458.00
	Sub-total - Non-current liabilities	381.86	458.00
3	Current - Liabilities		
	(a) Short-term borrowings	0.00	0.00
	(b) Trade payables	76.40	41.27
	(c) Other current liabilities	215.90	230.88
	(d) Short - term provisions	3.36	2.37
	Sub-total - Current liabilities	295.66	274.52
	TOTAL - EQUITY AND LIABILITIES	1418.07	1442.87
B	ASSETS		
1	Non-Current Assets		
	(a) Fixed assets		
	(i) Tangible assets	663.79	697.85
	(ii) Capital work-in-progress	0.00	59.04
	(b) Deferred tax assets (net)	33.06	22.16
	(c) Long-term loans and advances	24.20	30.08
	(d) Other non- current assets	35.28	33.38
	Sub-total - Non-current assets	756.33	842.51
2	Current Assets		
	(a) Inventories	404.87	360.18
	(b) Trade receivables	137.41	136.55
	(c) Cash and cash equivalents	74.85	65.34
	(d) Short-term loans and advances	24.62	8.71
	(e) Other current assets	19.99	29.58
	Sub-total - Current assets	661.74	600.36
	TOTAL - ASSETS	1418.07	1442.87


Notes:

- (1) The above results for the quarter and half year ended 30th September were reviewed by the Audit Committee and thereafter were approved by the Board of Directors at their respective meeting held on 14th November, 2016.
- (2) No segment reporting is required because no separate segment is possible as per Accounting Standard (AS) - 17 notified by the Central Government of India under the Companies (Accounting Standard) Rules, 2006.
- (3) Figures relating to the corresponding previous period have been re-grouped/re-cast wherever necessary to make them comparable with those of the current period.
- (4) The financial results do not contain any false or misleading statement or figures and do not omit any material fact which may make the statement or figures contained therein misleading.

for Hisar Spinning Mills Limited


(Gopal Krishan Gupta)
Managing Director
DIN : 00192985

Place: Chandigarh
Dated: 14.11.2016



RJC
14/11/2016