

PAGARIA ENERGY LIMITED

Regd. Office: 9/18, Bazar Gali, Vishwas Nagar, Shahdara, Delhi – 110032

Website: www.pagariaenergy.com e-mail: info@pagariaenergy.com

CIN: L67120DL1991PLC043677

Date: 13-11-2021

**To,
The Bombay Stock Exchange Ltd.
Phiroze Jeejeebhoy Towers
Dalal Street, Mumbai-400001**

Dear Sir,

Ref : BSE Script code: 531396


Sub: Outcome of Board Meeting held on 13th November, 2021

We wish to inform you that the Board of Directors of the Company at its meeting held today, inter-alia, transacted the following business:

1. Approved and took on record the Unaudited Financial Results of the Company for the Quarter Ended on 30th September, 2021 and the copy of the above said audited Financial Results is enclosed herewith.

Thanking you,

For Pagaria Energy Limited
(Formerly: Women Networks Limited)



Rekha Jain
(Company Secretary & Compliance Officer)

Encl: a/a

PAGARIA ENERGY LIMITED

CIN : L67120DL1991PLC043677

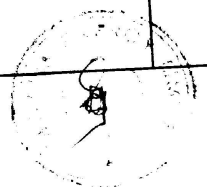
Regd. Office: 9/18, Bazar Gali, Vishwas Nagar, Shahdara, Delhi - 110 032

Website: www.pagariaenergy.com Email: info@pagariaenergy.com

(Rs. In Lacs)

PART I : STATEMENT OF AUDITED FINANCIAL RESULTS FOR THE QUARTER ENDED SEPTEMBER 30, 2021

| SR. NO. | Particulars | Quarter ended | | | Half Year ended | | Year ended |
|-----------|---|---------------|-------------|--------------|-----------------|--------------|--------------|
| | | 30.09.2021 | 30.06.2021 | 30.09.2020 | 30.09.2021 | 30.09.2020 | 31.03.2021 |
| | | (Unaudited) | (Unaudited) | (Unaudited) | (Unaudited) | (Unaudited) | (Audited) |
| 1 | INCOME FROM OPERATION | | | | | | |
| | Revenue From operation | - | - | 21.36 | - | 25.52 | 25.52 |
| | Other Income | 4.26 | 2.11 | 2.56 | 6.37 | 5.12 | 15.19 |
| | Total Income | 4.26 | 2.11 | 23.92 | 6.37 | 30.64 | 40.71 |
| 2 | Expenses | | | | | | |
| | a. Cost of Materials Consumed | - | - | - | - | - | - |
| | b. Purchase of Traded Goods | - | - | 19.14 | - | 23.15 | 23.15 |
| | c. Changes in inventories of finished goods, work in progress and stock in trade | - | - | 0.08 | - | (0.02) | (0.02) |
| | d. Employee benefits expense | 0.30 | 0.42 | 0.30 | 0.72 | 0.60 | 1.35 |
| | e. Finance Cost | - | - | - | - | - | 1.97 |
| | f. Depreciation and Amortisation expense | - | - | - | - | - | - |
| | g. Other Expenses | 4.00 | 1.41 | 3.98 | 5.41 | 6.19 | 12.35 |
| | Total Expenses | 4.30 | 1.83 | 23.50 | 6.13 | 29.92 | 38.80 |
| 3 | Total Profit / (Loss) before exceptional items and tax (1-2) | (0.04) | 0.28 | 0.42 | 0.24 | 0.72 | 1.91 |
| 4 | Exceptional items | - | - | - | - | - | - |
| 5 | Total Profit / (Loss) before tax (3-4) | (0.04) | 0.28 | 0.42 | 0.24 | 0.72 | 1.91 |
| 6 | Tax Expense | | | | | | |
| | a) Current Tax | - | - | - | - | - | 0.67 |
| | b) Deferred Tax | - | - | - | - | - | (0.17) |
| | c) Earlier year | - | - | - | - | - | - |
| 7 | Net Profit / (Loss) from continuing operations (5-6) | (0.04) | 0.28 | 0.42 | 0.24 | 0.72 | 1.41 |
| 8 | Profit/(Loss) from discontinued operations | - | - | - | - | - | - |
| 9 | Tax expenses of discontinued operations | - | - | - | - | - | - |
| 10 | Profit/(Loss) from discontinued operations (after tax) (8-9) | | | | | | |
| 11 | Profit/(Loss) for the period (7+10) | (0.04) | 0.28 | 0.42 | 0.24 | 0.72 | 1.41 |
| 12 | Other Comprehensive Income | | | | | | |
| | A. (i) Items that will not be reclassified to profit or loss | - | - | - | - | - | - |
| | (ii) Income tax relating to items that will not be reclassified to profit or loss | - | - | - | - | - | - |
| | B. (i) Items that will be reclassified to profit or loss | - | - | - | - | - | - |
| | (ii) Income tax relating to items that will be re classifies to profit or loss | - | - | - | - | - | - |



| | | | | | | | |
|----|---|---------|--------|--------|--------|--------|--------|
| 13 | Total Comprehensive Income for the period (11+12) Comprising Profit (Loss) and Other Comprehensive Income for the period) | (0.04) | 0.28 | 0.42 | 0.24 | 0.72 | 1.41 |
| 14 | Paid-up Equity Share Capital (Face Value Rs. 10/- each) | 434.97 | 434.97 | 434.97 | 434.97 | 434.97 | 434.97 |
| 15 | Reserves Excluding Revaluation Reserves as per Balance Sheet of previous accounting year. | - | - | - | - | - | 185.33 |
| 16 | Earning Per Share (for continuing operation) | | | | | | |
| | (a) Basic | (0.001) | 0.006 | 0.010 | 0.006 | 0.017 | 0.032 |
| | (b) Diluted | (0.001) | 0.006 | 0.010 | 0.006 | 0.017 | 0.032 |
| 17 | Earning Per Share (for discontinued operations) | | | | | | |
| | (a) Basic | - | - | - | - | - | - |
| | (b) Diluted | - | - | - | - | - | - |
| 18 | Earning Per Share (for continuing and discontinued operations) | | | | | | |
| | (a) Basic | (0.001) | 0.006 | 0.010 | 0.006 | 0.017 | 0.032 |
| | (b) Diluted | (0.001) | 0.006 | 0.010 | 0.006 | 0.017 | 0.032 |

Notes:

1. The above financial results have been reviewed by the Audit Committee of its meeting held on 13.11.2020 and approved by the by the Board of Directors at its meeting held on the same day.
2. The Statutory Auditors of the Company have carried out the Limited review of the above financial results.
3. The Company operates in single segment and therefore the Segment Reporting as per AS-17 is not applicable for the Company.
4. Previous period's figures have been rearranged / regrouped wherever necessary.

Place: New Delhi
Date: 13/11/2021



For PAGARIA ENERGY LIMITED

Robbyendu Jarna

Director

PAGARIA ENERGY LIMITED

CIN : L67120DL1991PLC043677



Regd. Office: 9/18, Bazar Gali, Vishwas Nagar, Shahdara, Delhi - 110 032

Website: www.pagariaenergy.com Email: info@pagariaenergy.com

Statement of Assets and Liabilities as at 30.09.2021

(Rs. In Lakhs)

| S. No | Particulars | As at 30.09.2021 (Unaudited) | As at 31.03.2021 (Audited) |
|-------|---|------------------------------------|----------------------------------|
| A. | ASSETS | | |
| | 1) NON - CURRENT ASSETS | | |
| | (a) Propert, plant and equipment | 4.85 | 4.85 |
| | (b) Financial Assets | 1.00 | 1.00 |
| | (i) Investments | 4.02 | 4.02 |
| | (ii) Trade Recievables | 367.98 | 367.09 |
| | (iii) Loans | 1.34 | 1.34 |
| | (c)Deferred tax Assets (net) | - | - |
| | (d) Other Non Current Assets | | |
| | | 379.19 | 378.30 |
| | 2) Current assets | | |
| | (a) Inventory | 12.82 | 12.82 |
| | (b) Financial assets | 52.28 | 68.94 |
| | (i) Trade Receivables | 0.15 | 2.54 |
| | (ii) Cash & Cash equivalent | - | - |
| | (iii) Bank Balances other than (ii) above | 225.05 | 221.58 |
| | (iv) Loans | 2.49 | 2.49 |
| | (c) Current Tax Assets (Net) | 3.02 | 2.33 |
| | (d) Other current assets | | |
| | | 295.81 | 310.70 |
| | | | |
| | TOTAL ASSETS | 675.00 | 689.00 |
| B. | EQUITY AND LIABILITIES | | |
| | EQUITY | | |
| | (a) Equity Share Capital | 434.97 | 434.97 |
| | (b) Other equity | 185.57 | 185.33 |
| | | 620.54 | 620.30 |
| | LIABILITIES | | |
| | (1) Non -current liabilities | | |
| | (a) Other non- current liabilities | 16.35 | 16.35 |
| | | 16.35 | 16.35 |
| | 2) CURRENT LIABILITIES | | |
| | (a) Financial Liabilities | 33.37 | 48.71 |
| | (i) Trade payables | 4.74 | 3.64 |
| | (b) Other current liabilities | 38.11 | 52.35 |
| | | | |
| | TOTAL EQUITY AND LIABILITIES | 675.00 | 689.00 |



For PAGARIA ENERGY LIMITED

Abhyendu Jana

Director

Place: New Delhi
Date: 13/11/2021

PAGARIA ENERGY LIMITED

CIN : L67120DL1991PLC043677

Regd. Office: 9/18, Bazar Gali, Vishwas Nagar, Shahdara, Delhi - 110 032


Website: www.pagariaenergy.com Email: info@pagariaenergy.com

Unaudited Cash Flow Statement For the Half Year Ended 30th September, 2021

(Rs. In Lakhs)

| PARTICULARS | | Half Year Ended 30.09.2021 | Half Year Ended 30.09.2020 |
|-------------|---|-------------------------------|-------------------------------|
| (A) | CASH FLOW FROM OPERATING ACTIVITIES | | |
| | Net Profit Before Tax as per Statement of Profit and Loss | 0.24 | 0.72 |
| | Adjustments for :- | (6.37) | (5.12) |
| | Interest/Misc Income | - | - |
| | Depreciation/Amortization | (6.13) | (4.40) |
| | Operating Profit Before Working Capital Changes | | |
| | Adjustments for :- | | (0.02) |
| | Inventories | 16.66 | 10.21 |
| | Trade Receivables | (0.69) | (0.44) |
| | Other Current Assets | (15.34) | (11.49) |
| | Trade Payables | (3.47) | (22.81) |
| | Loans & Advances | 1.10 | 3.96 |
| | Other Current Liabilities | - | 1.17 |
| | Current Tax Assets(Net) | (7.87) | (23.82) |
| | Cash Generated From Operations | - | - |
| | Payment of Tax | (7.87) | (23.82) |
| | Net Cash From Operating Activities | | |
| (B) | CASH FLOW FROM INVESTING ACTIVITIES | | |
| | Interest Income | 6.37 | 5.12 |
| | Long-Term Loans and Advances | (0.89) | 17.86 |
| | Net Cash (used in) Investing Activities | 5.48 | 22.98 |
| (C) | CASH FLOW FROM FINANCING ACTIVITIES | | |
| | Net Cash (used in) Financing Activities | | |
| | Net Increase/(Decrease) in Cash & Cash Equivalents | (2.39) | (0.84) |
| | Opening Balance of Cash & Cash Equivalents | 2.54 | 1.39 |
| | Closing Balance of Cash & Cash Equivalents | 0.15 | 0.55 |

Place: New Delhi
Date: 13/11/2021



For PAGARIA ENERGY LIMITED

Robbjeendu Jarna

Director



H. R. AGARWAL & ASSOCIATES
CHARTERED ACCOUNTANTS

219-C, Old China Bazar Street
1st Floor, Room No.B-6
KOLKATA - 700 001
Tele: (033)2248-6561
e-mail:gk.sons@hotmail.com

Limited Review Report on the Unaudited Standalone Financial Results of Pagaria Energy Limited pursuant to Regulation 33 of the SEBI (Listing Obligation and Disclosure Requirement) Regulations, 2015

To
Board of Directors of Pagaria Energy Limited

We have reviewed the accompanying statement of Standalone Unaudited Financial Results of **PAGARIA ENERGY LIMITED** for the quarter and half year ended September 30, 2021, being submitted by the Company pursuant to the requirement of Regulation 33 of the SEBI (Listing Obligation and Disclosure Requirement) Regulations, 2015 as amended. This statement is the responsibility of the Company's Management and has been approved by the Company's Board of Directors. Our responsibility is to issue a report on the Statement based on our review.

We conducted our review in accordance with the Standard on Review Engagement (SRE) 2410, 'Review of Interim Financial Information performed by the Independent Auditor of the entity', issued by the Institute of Chartered Accountants of India. This standard requires that we plan and perform the review to obtain moderate assurance as to whether the financial statements are free of material misstatement. A review is limited primarily to inquiries of company personnel and analytical procedures applied to financial data and thus provide less assurance than an audit. We have not performed an audit and accordingly, we do not express an audit opinion.

Based on our review conducted as above, nothing has come to our attention that causes us to believe that the accompanying Statement, prepared in accordance with the recognition and measurement principles laid down in the aforesaid Indian Accounting Standards and other accounting policies generally accepted in India, has not disclosed the Information required to be disclosed in terms of Regulation 33 of the SEBI (Listing Obligations and Disclosure Requirements) Regulations, 2015, as amended, including the manner in which it is to be disclosed, or that it contains any material misstatement.

For **H.R. AGARWAL & ASSOCIATES**
Chartered Accountants
Firm Reg. No. : 323029E

CA SHYAM SUNDAR AGARWAL
Partner
Membership No. 060033
UDIN: 21060033AAAADV2427



Place: Kolkata
Date: 13th November, 2021