



# GUJARAT STATE FERTILIZERS & CHEMICALS LIMITED

Fertilizernagar - 391 750. Vadodara, Gujarat, INDIA.

CIN : L99999GJ1962PLC001121

NO.SEC/REG-33/2017

8<sup>th</sup> November, 2017

The Corporate Relationship Department BSE Limited 1st Floor, New Trading Ring Rotunda Bldg., P.J.Towers, Dalal Street Fort, MUMBAI - 400 001	The Manager, Listing Department National Stock Exchange of India Ltd. 'Exchange Plaza', C/1, Block G Bandra-Kurla Complex Bandra (East), MUMBAI - 400 051
--	---

SCRIP CODE : **500690**

SYMBOL : **GSFC**

Dear Sirs,

**Sub :- Submission of Unaudited Financial Results for the 2<sup>nd</sup> Quarter ended on 30<sup>th</sup> September, 2017**

As required in terms of the Regulation 33 of SEBI (Listing Obligations and Disclosure Requirements), Regulations, 2015, please find enclosed herewith:

- 1 Standalone Unaudited Financial Results for the 2<sup>nd</sup> Quarter ended on 30<sup>th</sup> September, 2017 ;
- 2 Independent Auditor's Review Report on Review of Interim Unaudited Financial Results submitted by the Statutory Auditors, M/s T R Chaddha & Co., Chartered Accountants, Ahmedabad.

Please find the same in order and kindly take them on your records.

Thanking you,

Yours faithfully,

**For Gujarat State Fertilizers & Chemicals Limited**

**CS V.V.Vachhrajani**  
**Company Secretary &**  
**Vice President (Legal)**

E-mail : vishvesh@gsfcltd.com

Encl :- As above

Ph. : (0) +91-265-2242451, 2242651, 2242751, 2242641

Fax : +91-265-2240966 - 2240119 • Website : www.gsfclimited.com • e-mail : ho@gsfcltd.com

**ISO 9001, ISO 14001, OHSAS 18001 & ISO 50001 Certified Company**

**GUJARAT STATE FERTILIZERS & CHEMICALS LTD.**  
P.O. FERTILIZERNAGAR, DIST. VADODARA - 391750



Statement of Standalone Unaudited Financial Results for the quarter and half year ended 30th September, 2017

(₹ in Lakhs)

Sr No	Particulars	3 months ended	Preceding 3 months ended	Corresponding 3 months ended in previous year	Year to date figures for current period ended	Year to date figures for previous year ended	Previous Year ended
		30/09/2017	30/06/2017	30/09/2016	30/09/2017	30/09/2016	31/03/2017
		Unaudited	Unaudited	Unaudited	Unaudited	Unaudited	Audited
1	<b>Income</b>						
	a) Revenue from operations	1,54,029	1,17,627	1,63,782	2,71,656	2,71,992	5,47,688
	b) Other Income	4,325	1,278	2,013	5,603	2,983	5,665
	<b>Total Income</b>	<b>1,58,354</b>	<b>1,18,905</b>	<b>1,65,795</b>	<b>2,77,259</b>	<b>2,74,975</b>	<b>5,53,353</b>
2	<b>Expenses</b>						
	a) Cost of materials consumed	71,012	75,366	73,543	1,46,378	1,60,406	2,72,483
	b) Purchase of stock-in-trade	16,672	20,596	8,927	37,268	40,750	48,004
	c) Changes in inventories of finished goods, work-in-progress and stock in trade	15,473	(31,808)	16,172	(16,335)	(48,210)	(5,943)
	d) Power and Fuel	11,556	10,093	10,930	21,649	21,178	44,289
	e) Excise duty	-	3,870	4,273	3,870	9,804	21,235
	f) Employee benefits expense	13,117	13,321	12,631	26,438	24,988	51,022
	g) Finance Costs	898	1,300	1,483	2,198	3,279	6,493
	h) Depreciation and amortisation expense	2,966	2,916	2,667	5,882	5,200	10,343
	i) Other expenses	16,502	18,069	17,781	34,571	33,758	67,939
	<b>Total expenses</b>	<b>1,48,196</b>	<b>1,13,723</b>	<b>1,48,407</b>	<b>2,61,919</b>	<b>2,51,153</b>	<b>5,15,865</b>
3	<b>Profit before tax (1-2)</b>	<b>10,158</b>	<b>5,182</b>	<b>17,388</b>	<b>15,340</b>	<b>23,822</b>	<b>37,488</b>
4	<b>Tax expense/(benefit)</b>						
	a) Current tax (net of MAT credit entitlement)	2,243	748	4,892	2,991	6,658	3,305
	b) Deferred tax	(8)	382	(5)	374	33	1,384
	c) Excess tax provision write back	-	-	-	-	-	(9,151)
	<b>Net Profit after tax (3-4)</b>	<b>7,923</b>	<b>4,052</b>	<b>12,501</b>	<b>11,975</b>	<b>17,131</b>	<b>41,950</b>
6	<b>Other Comprehensive Income (after taxes)</b>						
	a) Items that will not be reclassified to profit or loss	24,686	(3,948)	(2,350)	20,738	23,262	69,095
	b) Income tax effect on above	(2)	-	2,689	(2)	2,692	6,429
	c) Items that will be reclassified to profit or loss	-	-	-	-	-	-
	d) Income tax effect on above	-	-	-	-	-	-
7	<b>Total Comprehensive Income (5+6)</b>	<b>32,607</b>	<b>104</b>	<b>12,840</b>	<b>32,711</b>	<b>43,085</b>	<b>1,17,474</b>
8	<b>Paid-up equity share capital (Face value of ₹ 2/- per Equity share)</b>	<b>7,970</b>	<b>7,970</b>	<b>7,970</b>	<b>7,970</b>	<b>7,970</b>	<b>7,970</b>
9	<b>Earnings per share (of ₹ 2/-each) (for the period - not annualised):</b>						
	a) Basic (in ₹)	1.99	1.02	3.14	3.01	4.30	10.53
	b) Diluted (in ₹)	1.99	1.02	3.14	3.01	4.30	10.53

**Segment wise Revenue, Results, Assets and Liabilities**


1	<b>Segment Revenue</b>						
	a) Fertilizer Products	1,16,913	75,775	1,18,854	1,92,688	1,85,093	3,68,642
	b) Industrial Products	37,116	41,852	44,928	78,968	86,899	1,79,046
	<b>Total</b>	<b>1,54,029</b>	<b>1,17,627</b>	<b>1,63,782</b>	<b>2,71,656</b>	<b>2,71,992</b>	<b>5,47,688</b>
	Less : Inter Segment Revenue	-	-	-	-	-	-
	<b>Revenue From Operations</b>	<b>1,54,029</b>	<b>1,17,627</b>	<b>1,63,782</b>	<b>2,71,656</b>	<b>2,71,992</b>	<b>5,47,688</b>
2	<b>Segment Result: (Profit (+) / Loss (-) before Tax and Finance cost )</b>						
	a) Fertilizer Products	5,500	4,632	14,284	10,132	20,418	28,569
	b) Industrial Products	2,754	2,339	3,606	5,093	6,599	14,717
	<b>Total</b>	<b>8,254</b>	<b>6,971</b>	<b>17,890</b>	<b>15,225</b>	<b>27,017</b>	<b>43,286</b>
	Less : (i) Finance costs	898	1,300	1,483	2,198	3,279	6,493
	: (ii) Other unallocable expenses	1,316	1,488	839	2,804	2,234	3,633
	: (iii) Unallocable income	(4,118)	(999)	(1,820)	(5,117)	(2,318)	(4,328)
	<b>Profit Before Tax</b>	<b>10,158</b>	<b>5,182</b>	<b>17,388</b>	<b>15,340</b>	<b>23,822</b>	<b>37,488</b>
3	<b>Segments assets</b>						
	a) Fertilizer Products	4,61,369	4,46,784	4,75,523	4,61,369	4,75,523	4,33,222
	b) Industrial Products	2,05,309	1,68,079	1,56,322	2,05,309	1,56,322	1,57,475
	c) Unallocated	3,09,949	3,14,373	2,53,689	3,09,949	2,53,689	3,12,154
	<b>Total Assets</b>	<b>9,76,627</b>	<b>9,29,236</b>	<b>8,85,534</b>	<b>9,76,627</b>	<b>8,85,534</b>	<b>9,02,851</b>
4	<b>Segments liabilities</b>						
	a) Fertilizer Products	1,43,452	1,40,792	81,846	1,43,452	81,846	1,05,495
	b) Industrial Products	54,227	50,730	35,623	54,227	35,623	43,050
	c) Unallocated	99,272	80,169	1,84,647	99,272	1,84,647	96,790
	<b>Total Liabilities</b>	<b>2,96,951</b>	<b>2,71,691</b>	<b>3,02,116</b>	<b>2,96,951</b>	<b>3,02,116</b>	<b>2,45,335</b>



**GUJARAT STATE FERTILIZERS & CHEMICALS LTD.**  
**P.O. FERTILIZERNAGAR, DIST. VADODARA - 391750**  
**Unaudited Standalone Balance sheet as at 30/09/2017**

(₹ in Lakhs)

Sr. No.	Particulars	As at	
		30/09/2017	31/03/2017
		Unaudited	Audited
<b>A</b>	<b>ASSETS</b>		
1	<b>Non-current assets</b>		
	(a) Property, Plant and Equipment	2,05,747	2,01,236
	(b) Capital work-in-progress	54,382	27,168
	(c) Other Intangible assets	518	660
	(d) Financial Assets		
	(i) Investments	2,68,787	2,47,868
	(ii) Loans	14,906	13,188
	(iii) Other financial assets	4,374	4,231
	(e) Income tax assets (net)	9,681	8,619
	(f) Other non-current assets	40,027	38,303
	Sub-total- Non-current assets	5,98,422	5,41,273
2	<b>Current assets</b>		
	(a) Inventories	79,561	70,321
	(b) Financial Assets		
	(i) Trade receivable	2,57,892	2,72,581
	(ii) Cash and cash equivalents	7,854	4,358
	(iii) Other bank balances	1,302	1,009
	(iv) Loans	2,167	1,866
	(v) Other financial assets	3,724	2,412
	(c) Other current assets	25,397	8,723
	Sub-total- Current assets	3,77,897	3,61,270
3	Asset classified as held for disposal	308	308
	<b>TOTAL-ASSETS</b>	<b>9,76,627</b>	<b>9,02,851</b>
<b>B</b>	<b>EQUITY AND LIABILITIES</b>		
	<b>EQUITY</b>		
	(a) Equity Share capital	7,970	7,970
	(b) Other Equity	6,71,706	6,49,546
	Sub-total-Equity	6,79,676	6,57,516
	<b>LIABILITIES</b>		
1	<b>Non-current liabilities</b>		
	(a) Financial Liabilities		
	(i) Borrowings	5,228	5,187
	(b) Provisions	47,331	49,438
	(c) Deferred tax liabilities (Net)	8,305	7,651
	Sub-total-Non-current liabilities	60,864	62,276
2	<b>Current liabilities</b>		
	(a) Financial Liabilities		
	(i) Borrowings	71,247	70,150
	(ii) Trade payables	1,05,178	59,993
	(iii) Other financial Liabilities	39,500	29,819
	(b) Other current liabilities	2,334	5,269
	(c) Provisions	9,248	9,248
	(d) Current tax liabilities (Net)	8,580	8,580
	Sub-total- Current liabilities	2,36,087	1,83,059
	<b>TOTAL-EQUITY AND LIABILITIES</b>	<b>9,76,627</b>	<b>9,02,851</b>




GUJARAT STATE FERTILIZERS & CHEMICALS LTD.  
P.O. FERTILIZERNAGAR, DIST. VADODARA - 391750

Notes :


- 1 As agreed by Department of Fertilizers vide its Office Memorandum dated 16th March, 2017, it has started releasing outstanding subsidy from 01/04/2010 to 17/03/2013 and as required, the Company has submitted cost data for the period 18/03/2013 to 05/03/2017 to Department of Fertilizers "DoF" to examine the eligibility of GSFC for the payment of subsidy. DoF will validate the same and claim will be finalized in consultation with the Department of Expenditure. The outstanding receivable on account of Ammonium Sulphate subsidy claims related to the period 01/04/2010 to 17/03/2013 is Rs. 80.16 Crores and for 18/03/2013 to 05/03/2017 is Rs. 662.95 Crores as on 30th September 2017. Further company has received Rs. 1.90 Crores towards the above pending subsidy claims related to the period 01/04/2010 to 17/03/2013 subsequent to quarter ended 30th September 2017.
- 2 Subsidy on Urea is accounted as per the concession price notified by the Government of India and it is further adjusted for input price escalation \ de-escalation, as estimated on the basis of prescribed norms. During the quarter, Government of India has de-escalated Urea concession rate with effect from 01st April, 2015 based on input prices. Hence Revenue from Operations for the quarter under audit has been decreased by Rs. 91.79 Crores (Rs. 0.47 Crores related to FY 2015 - 2016, Rs. 79.12 Crores related to FY 2016 - 2017 & Rs. 12.20 Crores related to the period April'17 to June'17).
- 3 The Government of India introduced the Goods and Service Tax (GST) with effect from 1 July 2017. Accordingly, in compliance with Indian Accounting Standard (Ind AS) 18-'Revenue', Revenue from operations for the quarter ended 30 September 2017 is presented net of GST. Revenue from operations of earlier periods included Excise duty which now is subsumed in GST. Revenue from operations for the half year ended 30 September 2017 includes Excise duty upto 30 June 2017.
- 4 Limited Review of the unaudited financial results for the quarter ended on 30th September, 2017 has been carried out by the Statutory Auditors.
- 5 The above financial results have been reviewed by the Finance-Cum-Audit Committee and approved by the Board of Directors at their meetings held on 8th November, 2017.

By order of the Board of Directors



A M TIWARI  
Managing Director

8th November, 2017  
Gandhinagar





**INDEPENDENT AUDITORS' REVIEW REPORT ON REVIEW OF INTERIM FINANCIAL RESULTS**

**TO THE BOARD OF DIRECTORS OF  
GUJARAT STATE FERTILIZER & CHEMICALS LIMITED**

1. We have reviewed the accompanying statement of standalone unaudited financial results of **Gujarat State Fertilizers & Chemical Limited** ("the Company") for the Quarter ended September 30, 2017 which are included in the accompanying "Statement of Standalone Unaudited Financial Results" for the quarter and six months ended September 30, 2017 and the balance sheet as on that date ("Statement"). The statement has been prepared by the company pursuant to requirement of Regulation 33 of the SEBI (Listing Obligations and Disclosure Requirements) Regulations, 2015 as modified by Circular No. CIR/CFD/FAC/62/2016 dated July 5, 2016 which has been initialled by us for identification purposes.
2. This statement which is the responsibility of the Company's management and approved by the Board of Directors, has been prepared in accordance with the recognition and measurement principles laid down in the Indian Accounting Standard 34 "Interim Financial Reporting", prescribed under section 133 of the Companies Act, 2013 read with relevant rules issued thereunder and other accounting principles generally accepted in India. Our responsibility is to issue a report on the Statement based on our review.
3. We conducted our review in accordance with the Standard on Review Engagements (SRE) 2410, "Review of Interim Financial Information Performed by the Independent Auditor of the Entity" issued by the Institute of Chartered Accountants of India. This standard requires that we plan and perform the review to obtain moderate assurance as to whether the statement is free of material misstatement. A Review is limited primarily to inquiries of Company personnel and analytical procedures applied to financial data and thus provides less assurance than an audit. We have not performed an audit and, accordingly, we do not express an audit opinion.
4. Based on our review conducted as stated above, nothing has come to our attention that causes us to believe that the accompanying statement, prepared in accordance with the aforesaid Indian Accounting Standards and other recognised practice and policies generally accepted in India, has not disclosed the information required to be disclosed in terms of Regulation 33 of the SEBI (Listing Obligations and Disclosure Requirements) Regulations, 2015 as modified by Circular No. CIR/CFD/FAC/62/2016 dated July 5, 2016 including the manner in which it is to be disclosed, or that it contains any material misstatement.


T R Chadha & Co., a partnership firm converted into T R Chadha & Co LLP  
(A limited liability partnership with LLP Identification No. AAF-3926) with effect from 28th December, 2015

**Ahmedabad Branch** : 301, 3<sup>rd</sup> Floor, Jndraprasth Corporate, Opp. Shell Petrol Pump, Anandnagar Road, Prahladnagar  
Ahmedabad-380 015. Tele. : 079-66171697, 079-4800 4897 Email : ahmedabad@trchadha.com

**Regd Office** : Suite No-11A, 2nd Floor, Gobind Mansion, H Block, Connaught Circus, New Delhi - 110 001.  
Tele. : 011 41513059 / 41513169

**Head Office** : B-30, Connaught Place, Kuthiala Building, New Delhi-110 001. Email : delhi@trchadha.com

**Branches at** : ♦ MUMBAI ♦ HYDERABAD ♦ PUNE ♦ CHENNAI ♦ BENGALURU ♦ GURGAON ♦ TIRUPATI





5. (a) The Standalone financial results of the company for the quarters ended September 30, 2016 and June 30, 2017 were reviewed by another firm of Chartered Accountants who issued their unmodified conclusion on these standalone financial results vide their reports dated October 24, 2016 and August 4, 2017.


(b) The Financial Statements of the Company for the year ended March, 2017 was audited by another firm of Chartered Accountants, who issued an unmodified opinion vide their report dated May 29, 2017.

6. We draw attention to Note 1 to the statement which describes the company's past subsidy claims matter and the eligibility of claims for the period from March 18, 2013 to March 5, 2017 amounting to ₹ 662.95 Crores pending for examination by Department of Fertilizer (DOF). DOF is in process of validating the same and eligibility \ claim will be finalized in consultation with the Department of Expenditure. The company is reasonably certain that its subsidy claims for the aforesaid period, which are in line with the claims recently agreed for period from April 1, 2010 to March 17, 2013 will be agreed by the Department of Fertilizers.

Our conclusion is not qualified in respect of the above matter.

For, T R Chadha & Co LLP  
Chartered Accountants

Firm Regn. No: 006711N / N500028



*Arvind Modi*

**Arvind Modi**  
Partner

M. No.: 112929

Place: Ahmedabad

Date: 8<sup>th</sup> November, 2017

T R Chadha & Co., a partnership firm converted into T R Chadha & Co LLP  
(A limited liability partnership with LLP Identification No. AAF-3926) with effect from 28th December, 2015

**Ahmedabad Branch** : 301, 3<sup>rd</sup> Floor, Indraprasth Corporate, Opp. Shell Petrol Pump, Anandnagar Road, Prahladnagar, Ahmedabad-380 015. Tele. : 079-66171697, 079-4800 4897 Email : ahmedabad@trchadha.com

**Regd Office** : Suite No-11A, 2nd Floor, Gobind Mansion, H Block, Connaught Circus, New Delhi - 110 001. Tele. : 011 41513059 / 41513169

**Head Office** : B-30, Connaught Place, Kuthiala Building, New Delhi-110 001. Email : delhi@trchadha.com

**Branches at** : ♦ MUMBAI ♦ HYDERABAD ♦ PUNE ♦ CHENNAI ♦ BENGALURU ♦ GURGAON ♦ TIRUPATI