


Introductory sub-table (I)(a)

Name of the Company: ZUARI GLOBAL LIMITED (formerly known as Zuari Industries Limited)			
Scrip Code, Name of the scrip, class of security: 500780 ZUARIGLOB			
Quarter ended: 30th September, 2014			
<b>Partly paid-up shares:-</b>	<b>No. of partly paid-up shares</b>	<b>As a % of total no. of partly paid-up shares</b>	<b>As a % of total no. of shares of the company</b>
Held by promoter/promoter group			
Held by public		NIL	
<b>Total - D</b>	<b>0</b>		
<b>Outstanding convertible securities:-</b>			
	<b>No. of outstanding securities</b>	<b>As a % of total no. of outstanding convertible securities</b>	<b>As a % of total no. of shares of the company, assuming full conversion of the convertible securities</b>
Held by promoter/promoter group			
Held by public		NIL	
<b>Total - E</b>	<b>0</b>		
<b>Warrants:-</b>			
	<b>No. of warrants</b>	<b>As a % of total no. of warrants</b>	<b>As a % of total no. of shares of the company, assuming full conversion of warrants</b>
Held by promoter/promoter group			
Held by public		NIL	
<b>Total - F</b>	<b>0</b>		
Total paid-up capital of the company, 29440604 EQUITY SHARES of assuming full conversion of warrants and convertible securities Rs.10/- EACH AGGREGATING TO Rs.294406040/-			




**Statement Showing Shareholding Pattern**

Category code	Category of Shareholder	Number of Shareholders	Table (I)(a)				Shares Pledged or otherwise encumbered	
			Total number of shares	Number of shares held in dematerialized form	As a percentage of (A+B) <sup>1</sup>	As a percentage of total number of shares (A+B+C)	Number of shares	As a percentage
(I)	(II)	(III)	(IV)	(V)	(VI)	(VII)	(VIII)	(IX)= (VIII)/(IV) *100
(A)	Shareholding of Promoter and Promoter Group <sup>2</sup>							
1	Indian							
(a)	Individuals/ Hindu Undivided Family							
		5	1530164	1530164	5.20	5.20	0	0.00
(b)	Central Government/ State Government(s)							
(c)	Bodies Corporate	14	10072903	10072903	34.21	34.21	3646767	36.20
(d)	Financial Institutions/ Banks							
(e)	Any Others(Specify)							
(e-i)								
(e-ii)								
	<b>Sub Total(A)(I)</b>	<b>19</b>	<b>11603067</b>	<b>11603067</b>	<b>39.41</b>	<b>39.41</b>	<b>3646767</b>	<b>31.43</b>



*Handwritten signature or initials.*



<b>2</b>	<b>Foreign</b>									
a	Individuals (Non-Residents Individuals/ Foreign Individuals)									
b	Bodies Corporate	2	7491750	7491750	25.45	25.45				
c	Institutions									
d	Any Others(Specify)									
d-i										
d-ii										
	<b>Sub Total(A)(2)</b>	<b>2</b>	<b>7491750</b>	<b>7491750</b>	<b>25.45</b>	<b>25.45</b>				
	<b>Total Shareholding of Promoter and Promoter Group (A)= (A)(1)+(A)(2)</b>									
		<b>21</b>	<b>19094817</b>	<b>19094817</b>	<b>64.86</b>	<b>64.86</b>				<b>19.10</b>
<b>(B)</b>	<b>Public shareholding</b>									
<b>1</b>	<b>Institutions</b>									
(a)	Mutual Funds/ UTI	3	1600100	1600000	5.44	5.44				
(b)	Financial Institutions / Banks	34	7341	4376	0.02	0.02				
(c)	Central Government/ State Government(s)									
(d)	Venture Capital Funds									
(e)	Insurance Companies	8	2398344	2398094	8.15	8.15				
(f)	Foreign Institutional Investors	13	1129348	1128948	3.84	3.84				
(g)	Foreign Venture Capital Investors									
(h)	Any Other (specify)									
(h-i)	Foreign Bank	1	217	217	0.00	0.00				
(h-ii)										
	<b>Sub-Total (B)(1)</b>	<b>59</b>	<b>5135350</b>	<b>5131635</b>	<b>17.44</b>	<b>17.44</b>				<b>17.44</b>



(I)(b) Statement showing holding of securities (including shares, warrants, convertible securities) of persons belonging to the category "Promoter and Promoter Group"


Sr. No.	Name of the shareholder	Details of Shares held		Encumbered shares (*)			Details of warrants		Details of convertible securities		Total shares (including underlying shares assuming full conversion of warrants and convertible securities) as a % of diluted share capital
		Number of shares held	As a % of grand total (A)+(B)+(C)	No.	As a percentage	As a % of grand total (A)+(B)+(C) of sub-clause (I)(a)	Number of warrants held	As a % total number of warrants of the same class	Number of convertible securities held	As a % total number of convertible securities of the same class	
(i)	(ii)	(iii)	(iv)	(v)	(vi)=(v)/(iii)*100	(vii)	(viii)	(ix)	(x)	(xi)	(xii)
1	Globalware Trading & Holdings Ltd.	7012000	23.82								
2	Texmaco Infrastructure & holdings ltd	2757941	9.37								
3	Adventz Investments & Holdings Ltd.	1601723	5.44								
4	Coltrane Corpn. Ltd.	479750	1.63								
5	Jeevan Jyoti Medical Society	138550	0.47								
6	ADVENTZ FINANCE PRIVATE LIMITED	85789	0.29								
7	Duke Commerce Ltd.	301761	1.02								
8	Saroj Kumar Poddar	880933	2.99								
9	Adventz Securities Enterprises Ltd.	98804	0.34								
10	Adventz Inv. Co. Pvt. Ltd.	32500	0.11								
11	Ricon Commerce Ltd.	8100	0.03								
12	Jyotsna Poddar	471621	1.60								
13	New Eros Tradecom Ltd.	1196767	4.07	1196767	100.00	4.07					
14	SIL Investments Ltd.	3208000	10.90	2450000	76.37	8.32					
15	Pilani Investment & Ind. Corp. Ltd.	434000	1.47								
16	RTM Investment & Trading Co. Ltd.	110768	0.38								
17	SCM Investment & Trading Co. Ltd.	35000	0.12								
18	Ronson Traders Ltd.	63200	0.21								
19	Sarla Devi Birla	30000	0.10								
20	Saroj Kumar Poddar(HUF)	10457	0.04								
21	Akshay Poddar	137153	0.47								
<b>TOTAL</b>		<b>19094817</b>	<b>64.86</b>	<b>3646767</b>	<b>19.10</b>	<b>12.39</b>	<b>0</b>	<b>0</b>	<b>0</b>	<b>0</b>	<b>0</b>

(\*) The term "encumbrance" has the same meaning as assigned to it in regulation 28(3) of the SAST Regulations, 2011




**(D)(c)(i) Statement showing holding of securities (including shares, warrants, convertible securities) of persons belonging to the category "Public" and holding more than 1% of the total number of shares**

Sr. No.	Name of the shareholder	Number of shares held	Shares as a percentage of total number of shares {i.e., Grand Total (A)+(B)+(C) indicated in Statement at para (1)(a) above}	Details of warrants		Details of convertible securities		Total shares (including underlying shares assuming full conversion of warrants and convertible securities) as a % of diluted share capital
				Number of warrants held	As a % total number of warrants of the same class	Number of convertible securities held	% w.r.t total number of convertible securities of the same class	
1	General Insurance Corp. Of India	565922	1.92					
2	Life Insurance Corp. of India	1350526	4.59					
3	The New India Assurance Co. Ltd.	446010	1.51					
4	Reliance Capital Trustee Co. Ltd.	1600000	5.43					
5	Deutsche Securities Mauritius Ltd.	899027	3.05					
6	Siegil India Ltd.	331500	1.13					
	<b>TOTAL</b>	<b>5192985</b>	<b>17.64</b>	<b>0</b>	<b>0</b>	<b>0</b>	<b>0</b>	<b>0</b>



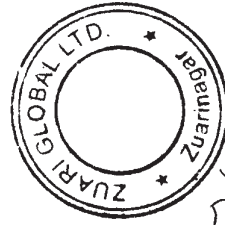
(D)(c)(ii) Statement showing holding of securities (including shares, warrants, convertible securities) of persons (together with PAC) belonging to the category "Public" and holding more than 5% of the total number of shares of the company						
Sr. No.	Name(s) of the shareholder(s) and the Persons Acting in Concert (PAC) with them	Number of shares	Shares as a percentage of total number of shares (i.e., Grand Total (A)+(B)+(C) indicated in Statement at para (D)(a) above)	Details of warrants		Total shares (including underlying shares assuming full conversion of warrants and convertible securities) as a % of diluted share capital
				Number of warrants	As a % total number of warrants of the same class	
1	Reliance Capital Trustee Co. Ltd. A/c. Reliance Regular Savings Fund - Equity Option	1600000	5.43			
<b>TOTAL</b>		<b>1600000</b>	<b>5.43</b>	<b>0</b>	<b>0</b>	<b>0</b>



Handwritten signature or initials.

**(D)(d) Statement showing details of locked-in shares**

Sr. No.	Name of the shareholder	Number of locked-in shares	Locked-in shares as a percentage of total number of shares {i.e., Grand Total (A)+(B)+(C) indicated in Statement at para (D)(a) above}
1			
2			
3			
4			
5			
6			
7			
8			
9			
<b>TOTAL</b>			<b>0</b>
			<b>0.00</b>




*[Handwritten signature]*



(II)(a) Statement showing details of Depository Receipts (DRs)

Sr. No.	Type of outstanding DR (ADRs, GDRs, SDRs, etc.)	Number of outstanding DRs	Number of shares underlying outstanding DRs	Shares underlying outstanding DRs as a percentage of total number of shares {i.e., Grand Total (A)+(B)+(C) indicated in Statement at para (I)(a) above}
1				
2				
3				
4				
5				
6				
7				
8				
9				
<b>TOTAL</b>		<b>0</b>	<b>0</b>	<b>0.00</b>



(II)(b) Statement showing holding of Depository Receipts (DRs), where underlying shares held by "promoter/promoter group" are in excess of 1% of the total number of shares

Sr. No.	Name of the DR Holder	Type of outstanding DR (ADRs, GDRs, SDRs, etc.)	Number of shares underlying outstanding DRs	Shares underlying outstanding DRs as a percentage of total number of shares {i.e., Grand Total (A)+(B)+(C) indicated in Statement at para (I)(a) above}
1				
2				
3				
4				
5				
6				
7				
8				
9				
<b>TOTAL</b>			<b>0</b>	<b>0.00</b>

