

Introductory sub-table (I)(a)

Name of the Company: ZUARI GLOBAL LIMITED (formerly known as Zuari Industries Limited)

Scrip Code, Name of the scrip, class of security: 500780 ZUARIGLOB

Quarter ended: 31st March, 2015

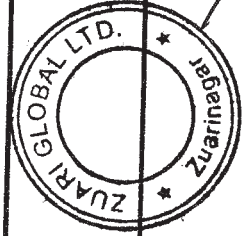
Partly paid-up shares:-	No. of partly paid-up shares up shares	As a % of total no. of partly paid-up shares	As a % of total no. of shares of the company
Held by promoter/promoter group			
Held by public		NIL	
<b>Total - D</b>	<b>0</b>		

Outstanding convertible securities:-	No. of outstanding securities convertible securities	As a % of total no. of outstanding convertible securities	As a % of total no. of shares of the company, assuming full conversion of the convertible securities
Held by promoter/promoter group			
Held by public		NIL	
<b>Total - E</b>	<b>0</b>		

Warrants:-	No. of warrants	As a % of total no. of warrants	As a % of total no. of shares of the company, assuming full conversion of warrants
Held by promoter/promoter group			
Held by public		NIL	
<b>Total - F</b>	<b>0</b>		

Total paid-up capital of the company, assuming full conversion of warrants and convertible securities

29440604 EQUITY SHARES of Rs.10/- EACH AGGREGATING TO Rs.294406040/-



*[Handwritten signature]*


Statement Showing Shareholding Pattern

Category code	Category of Shareholder	Number of Shareholders	Table (I)(a)				Shares Pledged or otherwise encumbered	
			Total number of shares	Number of shares held in dematerialized form	Total shareholding as a percentage of total number of shares		Number of shares	As a percentage
			(IV)	(V)	As a percentage of (A+B) <sup>1</sup>	As a percentage of (A+B+C)		
(I)	(II)	(III)	(IV)	(V)	(VI)	(VII)	(VIII)	(IX) = $\frac{(VIII)}{(IV)} * 100$
(A)	Shareholding of Promoter and Promoter Group <sup>2</sup>							
1	Indian							
(a)	Individuals/ Hindu Undivided Family							
(b)	Central Government/ State Government(s)	5	1530164	1530164	5.20	5.20	0	0.00
(c)	Bodies Corporate	13	10072903	10072903	34.21	34.21	2070500	20.56
(d)	Financial Institutions/ Banks							
(e)	Any Others (Specify)							
(e-i)								
(e-ii)								
	Sub Total(A)(I)	18	11603067	11603067	39.41	39.41	2070500	17.84



*[Handwritten signature]*

<b>2</b>	<b>Foreign</b>									
a	Individuals (Non-Residents Individuals/ Foreign Individuals)									
b	Bodies Corporate	2	7491750	7491750	25.45	25.45				
c	Institutions									
d	Any Others(Specify)									
d-i										
d-ii										
	<b>Sub Total(A)(2)</b>	<b>2</b>	<b>7491750</b>	<b>7491750</b>	<b>25.45</b>	<b>25.45</b>				
	<b>Total Shareholding of Promoter and Promoter Group (A)= (A)(1)+(A)(2)</b>	<b>20</b>	<b>19094817</b>	<b>19094817</b>	<b>64.86</b>	<b>64.86</b>	<b>2070500</b>			<b>10.84</b>
<b>(B)</b>	<b>Public shareholding</b>									
<b>1</b>	<b>Institutions</b>									
(a)	Mutual Funds/ UTI	3	1600100	1600000	5.44	5.44				
(b)	Financial Institutions / Banks	34	6052	3087	0.02	0.02				
(c)	Central Government/ State Government(s)									
(d)	Venture Capital Funds									
(e)	Insurance Companies	7	2362708	2362458	8.03	8.03				
(f)	Foreign Institutional Investors	5	1067758	1067358	3.63	3.63				
(g)	Foreign Venture Capital Investors									
(h)	Any Other (specify)									
(h-i)	Foreign Bank	1	217	217	0.00	0.00				
(h-ii)										
	<b>Sub-Total (B)(1)</b>	<b>50</b>	<b>5036835</b>	<b>5033120</b>	<b>17.11</b>	<b>17.11</b>				<b>17.11</b>



Handwritten signature or initials.

<b>B 2</b>	<b>Non-institutions</b>												
(a)	Bodies Corporate	297	1119325	1102365	3.80	3.80							
(b)	Individuals												
I	Individuals -i. Individual shareholders holding nominal share capital up to Rs 1 lakh	33428	2958924	2600142	10.05	10.05							
II	ii. Individual shareholders holding nominal share capital in excess of Rs. 1 lakh.	37	1096404	1081214	3.72	3.72							
(c)	Any Other (specify)												
(c-i)	Clearing Members	60	42052	42052	0.14	0.14							
(c-ii)	Non Resident Indians	208	90854	88017	0.31	0.31							
(c-iii)	Overseas Bodies Corp.	1	450										
(c-iv)	Trusts	3	943	943	0.00	0.00							
	<b>Sub-Total (B)(2)</b>	<b>34034</b>	<b>5308952</b>	<b>4914733</b>	<b>18.03</b>	<b>18.03</b>							
<b>(B)</b>	<b>Total Public Shareholding (B)=(B)(1)+(B)(2)</b>	<b>34084</b>	<b>10345787</b>	<b>9947853</b>	<b>35.14</b>	<b>35.14</b>							
	<b>TOTAL (A)+(B)</b>	<b>34104</b>	<b>29440604</b>	<b>29042670</b>	<b>100.00</b>	<b>100.00</b>						<b>2070500</b>	<b>7.03</b>
<b>(C)</b>	<b>Shares held by Custodians and against which Depository Receipts have been issued</b>												
1	Promoter and Promoter Group												
2	Public												
	<b>Sub-Total (C)</b>	<b>0</b>	<b>0</b>	<b>0</b>	<b>0</b>	<b>0</b>						<b>0</b>	<b>0.00</b>
	<b>GRAND TOTAL (A)+(B)+(C)</b>	<b>34104</b>	<b>29440604</b>	<b>29042670</b>	<b>100.00</b>	<b>100.00</b>						<b>2070500</b>	<b>7.03</b>

(D)(b) Statement showing holding of securities (including shares, warrants, convertible securities) of persons belonging to the category "Promoter and Promoter Group"

Sr. No.	Name of the shareholder	Details of Shares held			Encumbered shares (*)			Details of convertible securities			Total shares (including underlying shares assuming full conversion of warrants and convertible securities) as a % of diluted share capital
		Number of shares held	As a % of grand total (A)+(B)+(C)	No.	As a percentage	As a % of grand total of sub-clause (I)(a)	Number of warrants held	As a % total number of warrants of the same class	Number of convertible securities held	As a % total number of convertible securities of the same class	
		(A)	(B)	(C)	(A)/(A+B+C)*100	(A+B)	(B)/(A+B)*100	(C)	(C)/(A+B+C)*100	(D)	(D)/(A+B+C)*100
1	Globalware Trading & Holdings Ltd.	7012000	23.82								
2	Texmaco Infrastructure & Holdings Ltd	2757941	9.37								
3	Coltrane Corpn. Ltd.	479750	1.63								
4	Jeewan Jyoti Medical Society	138550	0.47								
5	ADVENTZ FINANCE PRIVATE LIMITED	1687512	5.73								
6	Duke Commerce Ltd.	301761	1.02								
7	Saroj Kumar Poddar	880933	2.99								
8	Adventz Securities Enterprises Ltd.	98804	0.34								
9	Adventz Inv. Co. Pvt. Ltd.	32500	0.11								
10	Ricon Commerce Ltd.	8100	0.03								
11	Jyotsna Poddar	471621	1.60								
12	New Eros Tradecom Ltd.	1196767	4.07								
13	SIL Investments Ltd.	3208000	10.90	2070500	64.54	7.03					
14	Pilani Investment & Ind. Corp. Ltd.	434000	1.47								
15	RTM Investment & Trading Co. Ltd.	110768	0.38								
16	SCM Investment & Trading Co. Ltd.	35000	0.12								
17	Ronson Traders Ltd.	63200	0.21								
18	Saria Devi Birla	30000	-0.10								
19	Saroj Kumar Poddar(HUF)	10457	0.04								
20	Akshay Poddar	137153	0.47								
<b>TOTAL</b>		<b>19094817</b>	<b>64.86</b>	<b>2070500</b>	<b>10.84</b>	<b>7.03</b>	<b>0</b>	<b>0</b>	<b>0</b>	<b>0</b>	<b>0</b>

(\*) The term "encumbrance" has the same meaning as assigned to it in regulation 28(3) of the SAST Regulations, 2011




Handwritten signature or initials.



**(D)(c)(i) Statement showing holding of securities (including shares, warrants, convertible securities) of persons belonging to the category "Public" and holding more than 1% of the total number of shares**

Sr. No.	Name of the shareholder	Number of shares held	Shares as a percentage of total number of shares {i.e., Grand Total (A)+(B)+(C) indicated in Statement at para (D)(a) above}	Details of warrants		Details of convertible securities		Total shares (including underlying shares assuming full conversion of warrants and convertible securities) as a % of diluted
				Number of warrants held	As a % total number of warrants of the same class	Number of convertible securities held	% w.r.t total number of convertible securities of the same class	
1	General Insurance Corp. Of India	565922	1.92					
2	Life Insurance Corp. of India	1350526	4.59					
3	The New India Assurance Co. Ltd.	446010	1.51					
4	Reliance Capital Trustee Co. Ltd.	1600000	5.43					
5	Deutsche Securities Mauritius Ltd.	899027	3.05					
6	Sigil India Ltd.	331500	1.13					
<b>TOTAL</b>		<b>5192985</b>	<b>17.64</b>	<b>0</b>	<b>0</b>	<b>0</b>	<b>0</b>	<b>0</b>



*(Handwritten signature)*

(D)(c)(iii) Statement showing holding of securities (including shares, warrants, convertible securities) of persons (together with PAC) belonging to the category "Public" and holding more than 5% of the total number of shares of the company						
Sr. No.	Name(s) of the shareholder(s) and the Persons Acting in Concert (PAC) with them	Number of shares	Shares as a percentage of total number of shares {i.e., Grand Total (A)+(B)+(C) indicated in Statement at para (1)(a) above}	Details of warrants		Total shares (including underlying shares asseming full conversion of warrants and convertible securities) as a % of diluted share capital
				Number of warrants	As a % total number of warrants of the same class	
				Number of convertible securities held	% w.r.t total number of convertible securities of the same class	
1	Reliance Capital Trustee Co. Ltd. A/c. Reliance Regular Savings Fund - Equity Option	1600000	5.43			
<b>TOTAL</b>				<b>1600000</b>	<b>5.43</b>	<b>0</b>



*Handwritten signature or initials.*

**(D)(d) Statement showing details of locked-in shares**

Sr. No.	Name of the shareholder	Number of locked-in shares	Locked-in shares as a percentage of total number of shares (i.e., Grand Total (A)+(B)+(C) indicated in Statement at para (D)(a) above)
1			
2			
3			
4			
5			
6			
7			
8			
9			
<b>TOTAL</b>		<b>0</b>	<b>0.00</b>



Handwritten signature or initials.



