

Introductory sub-table (I)(a)

Name of the Company: ZUARI GLOBAL LIMITED (formerly known as Zuari Industries Limited)

Scrip Code, Name of the scrip, class of security: 500780 ZUARIGLOB

Quarter ended: 31st December, 2014


Partly paid-up shares:-	No. of partly paid-up shares	As a % of total no. of partly paid-up shares	As a % of total no. of shares of the company
Held by promoter/promoter group			
Held by public		NIL	
Total - D	0		

Outstanding convertible securities:-	No. of outstanding securities	As a % of total no. of outstanding convertible securities	As a % of total no. of shares of the company, assuming full conversion of the convertible securities
Held by promoter/promoter group			
Held by public		NIL	
Total - E	0		

Warrants:-	No. of warrants	As a % of total no. of warrants	As a % of total no. of shares of the company, assuming full conversion of warrants
Held by promoter/promoter group			
Held by public		NIL	
Total - F	0		

Total paid-up capital of the company, assuming full conversion of warrants and convertible securities


29440604 EQUITY SHARES OF Rs.10/- EACH AGGREGATING TO Rs.294406040/-



*[Handwritten signature]*








Handwritten signature or initials.

<b>B 2</b>	<b>Non-institutions</b>								
(a)	Bodies Corporate	338	1288688	1271728	4.38	4.38			
(b)	Individuals								
I	Individuals -i. Individual shareholders holding nominal share capital up to Rs 1 lakh	33941	3039592	2676424	10.32	10.32			
II	ii. Individual shareholders holding nominal share capital in excess of Rs. 1 lakh.	29	837080	821890	2.84	2.84			
(c)	Any Other (specify)								
(c-i)	Clearing Members	82	46587	46587	0.16	0.16			
(c-ii)	Non Resident Indians	221	94932	92095	0.32	0.32			
(c-iii)	Overseas Bodies Corp.	1	450						
(c-iv)	Trusts	4	2365	2365	0.01	0.01			
	<b>Sub-Total (B)(2)</b>	<b>34616</b>	<b>5309694</b>	<b>4911089</b>	<b>18.03</b>	<b>18.03</b>			
(B)	<b>Total Public Shareholding (B)= (B)(1)+(B)(2)</b>	<b>34666</b>	<b>10345787</b>	<b>9943467</b>	<b>35.14</b>	<b>35.14</b>			
	<b>TOTAL (A)+(B)</b>	<b>34687</b>	<b>29440604</b>	<b>29038284</b>	<b>100.00</b>	<b>100.00</b>	<b>2245000</b>		<b>7.63</b>
(C)	Shares held by Custodians and against which Depository Receipts have been issued								
1	Promoter and Promoter Group								
2	Public								
	<b>Sub-Total (C)</b>	<b>0</b>	<b>0</b>	<b>0</b>	<b>0</b>	<b>0</b>	<b>0</b>	<b>0</b>	<b>0.00</b>
	<b>GRAND TOTAL (A)+(B)+(C)</b>	<b>34687</b>	<b>29440604</b>	<b>29038284</b>	<b>100.00</b>	<b>100.00</b>	<b>2245000</b>		<b>7.63</b>

(f)(b) Statement showing holding of securities (including shares, warrants, convertible securities) of persons belonging to the category "Promoter and Promoter Group"

Sr. No.	Name of the shareholder	Details of Shares held		Encumbered shares (*)		Details of warrants		Details of convertible securities		Total shares (including underlying shares assuming full conversion of warrants and convertible securities) as a % of diluted share capital
		Number of shares held	As a % of grand total (A)+(B)+(C)	No.	As a percentage (D)/(III)*100	As a % of grand total (A)+(B)+(C) of sub-clause (D)(a)	Number of warrants held	As a % of total number of warrants of the same class	Number of convertible securities held	
(#)	(#)	(#)	(IV)	(V)	(VI)	(VII)	(IX)	(X)	(XI)	(XII)
1	Globalware Trading & Holdings Ltd.	7012000	23.82							
2	Texmaco Infrastructure & holdings ltd	2757941	9.37							
3	Adventz Investments & Holdings Ltd.	1601723	5.44							
4	Colfrane Corpn. Ltd.	479750	1.63							
5	Jeewan Jyoti Medical Society	138550	0.47							
6	ADVENTZ FINANCE PRIVATE LIMITED	85789	0.29							
7	Duke Commerce Ltd.	301761	1.02							
8	Saroj Kumar Poddar	880933	2.99							
9	Adventz Securities Enterprises Ltd.	98804	0.34							
10	Adventz Inv. Co. Pvt. Ltd.	32500	0.11							
11	Ricon Commerce Ltd.	8100	0.03							
12	Jyotsna Poddar	471621	1.60							
13	New Eros Tradecom Ltd.	1196767	4.07							
14	SIL Investments Ltd.	3208000	10.90	2245000	69.98	7.63				
15	Pilani Investment & Ind. Corp. Ltd.	434000	1.47							
16	RTM Investment & Trading Co. Ltd.	110768	0.38							
17	SCM Investment & Trading Co. Ltd.	35000	0.12							
18	Romson Traders Ltd.	63200	0.21							
19	Sarla Devi Birla	30000	0.10							
20	Saroj Kumar Poddar(HUF)	10457	0.04							
21	Akshay Poddar	137153	0.47							
<b>TOTAL</b>		<b>19094817</b>	<b>64.86</b>	<b>2245000</b>	<b>11.76</b>	<b>7.63</b>	<b>0</b>	<b>0</b>	<b>0</b>	<b>0</b>


(\*) The term "encumbrance" has the same meaning as assigned to it in regulation 28(3) of the SAST Regulations, 2011



Handwritten signature or initials.

**(D)(c)(i) Statement showing holding of securities (including shares, warrants, convertible securities) of persons belonging to the category "Public" and holding more than 1% of the total number of shares**

Sr. No.	Name of the shareholder	Number of shares held	Shares as a percentage of total number of shares {i.e., Grand Total (A)+(B)+(C) indicated in Statement at para (D)(a) above}	Details of warrants		Details of convertible securities		Total shares (including underlying shares assuming full conversion of warrants and convertible securities) as a % of diluted
				Number of warrants held	As a % total number of warrants of the same class	Number of convertible securities held	% w.r.t total number of convertible securities of the same class	
1	General Insurance Corp. Of India	565922	1.92					
2	Life Insurance Corp. of India	1350526	4.59					
3	The New India Assurance Co. Ltd.	446010	1.51					
4	Reliance Capital Trustee Co. Ltd.	1600000	5.43					
5	Deutsche Securities Mauritius Ltd.	899027	3.05					
6	Sigil India Ltd.	331500	1.13					
<b>TOTAL</b>				<b>0</b>	<b>0</b>	<b>0</b>	<b>0</b>	<b>0</b>



*Handwritten signature or initials.*



2/11

Statement showing holding of securities (including shares, warrants, convertible securities) of persons (together with PAC) belonging to the category "Public" and holding more than 5% of the total number of shares of the company						
Sr. No.	Name(s) of the shareholder(s) and the Persons Acting in Concert (PAC) with them	Number of shares	Shares as a percentage of total number of shares (i.e., Grand Total (A)+(B)+(C) indicated in Statement at para (D)(a) above)	Details of warrants		Total shares (including underlying shares assuming full conversion of warrants and convertible securities) as a % of diluted share capital
				Number of warrants	As a % total number of warrants of the same class	
				Details of convertible securities		
				Number of convertible securities held	% w.r.t total number of convertible securities of the same class	
1	Reliance Capital Trustee Co. Ltd. A/c. Reliance Regular Savings Fund - Equity Option	1600000	5.43			
<b>TOTAL</b>				<b>1600000</b>	<b>5.43</b>	<b>0</b>

**(D)(d) Statement showing details of locked-in shares**

Sr. No.	Name of the shareholder	Number of locked-in shares	Locked-in shares as a percentage of total number of shares {i.e., Grand Total (A)+(B)+(C) indicated in Statement at para (D)(a) above}
1			
2			
3			
4			
5			
6			
7			
8			
9			
<b>TOTAL</b>		<b>0</b>	<b>0.00</b>



*[Handwritten signature]*



(II)(a) Statement showing details of Depository Receipts (DRs)

Sr. No.	Type of outstanding DR (ADRs, GDRs, SDRs, etc.)	Number of outstanding DRs	Number of shares underlying outstanding DRs	Shares underlying outstanding DRs as a percentage of total number of shares {i.e., Grand Total (A)+(B)+(C) indicated in Statement at para (D)(a) above}
1				
2				
3				
4				
5				
6				
7				
8				
9				
<b>TOTAL</b>		<b>0</b>	<b>0</b>	<b>0.00</b>



*[Handwritten signature]*