


Introductory sub-table (I)(a)

Name of the Company: ZUARI AGRO CHEMICALS LIMITED (formerly known as Zuari Holdings Limited)			
Scrip Code, Name of the scrip, class of security: 534742 ZUARIAGRO			
Quarter ended: 30th September, 2014			
<b>Partly paid-up shares:-</b>			
	As a % of total no. of partly paid-up shares	As a % of total no. of shares of the company	
Held by promoter/promoter group			
Held by public	NIL		
<b>Total - D</b>	<b>0</b>		
<b>Outstanding convertible securities:-</b>			
	As a % of total no. of outstanding convertible securities	As a % of total no. of shares of the company, assuming full conversion of the convertible securities	
Held by promoter/promoter group			
Held by public	NIL		
<b>Total - E</b>	<b>0</b>		
<b>Warrants:-</b>			
	As a % of total no. of warrants	As a % of total no. of shares of the company, assuming full conversion of warrants	
Held by promoter/promoter group			
Held by public	NIL		
<b>Total - F</b>	<b>0</b>		
Total paid-up capital of the company, 42058006 EQUITY SHARES OF Rs.10/- EACH AGGREGATING TO Rs.420580060/-			
assuming full conversion of warrants and convertible securities			




### Statement Showing Shareholding Pattern

Category code		Category of Shareholder	Number of Shareholders	Table (I)(a)			Total shareholding as a percentage of total number of shares		Shares Pledged or otherwise encumbered	
				Total number of shares	Number of shares held in dematerialized form	As a percentage of(A+B) <sup>1</sup>	As a percentage of (A+B+C)	Number of shares	As a percentage	
(I)	(II)	(III)	(IV)	(V)	(VI)	(VII)	(VIII)	(IX)= (VIII)/(IV)*100		
<b>(A)</b>	<b>Shareholding of Promoter and Promoter Group<sup>2</sup></b>									
<b>1</b>	<b>Indian</b>									
(a)	Individuals/ Hindu Undivided Family	3	181027	181027	0.43	0.43				
(b)	Central Government/ State Government(s)									
(c)	Bodies Corporate	16	23202465	23202465	55.17	55.17	3381767	14.58		
(d)	Financial Institutions/ Banks									
(e)	Any Others(Specify)									
(e-i)										
(e-ii)										
	<b>Sub Total(A)(1)</b>	<b>19</b>	<b>23383492</b>	<b>23383492</b>	<b>55.60</b>	<b>55.60</b>	<b>3381767</b>	<b>14.46</b>		
<b>2</b>	<b>Foreign</b>									
a	Individuals (Non-Residents Individuals/ Foreign Individuals)									
b	Bodies Corporate	2	7491750	7491750	17.81	17.81				
c	Institutions									
d	Any Others(Specify)									
d-i										
d-ii										



	<b>Sub Total(A)(2)</b>		2	7491750	7491750	17.81	17.81	
	<b>Total Shareholding of Promoter and Promoter Group (A) = (A)(1)+(A)(2)</b>		21	30875242	30875242	73.41	73.41	3381767
	<b>(B) Public shareholding</b>							
	<b>I Institutions</b>							
	(a) Mutual Funds/ UTI	11	3611862		3611762	8.59	8.59	
	(b) Financial Institutions / Banks	33	8320		4355	0.02	0.02	
	(c) Central Government/ State Government(s)							
	(d) Venture Capital Funds							
	(e) Insurance Companies	6	2281393		2281243	5.42	5.42	
	(f) Foreign Institutional Investors	21	1191291		1190891	2.83	2.83	
	(g) Foreign Venture Capital Investors							
	(h) Any Other (specify)							
	(h-i) Foreign Bank	1	217		217			
	(h-ii)							
	<b>Sub-Total (B)(I)</b>	72	7093083		7088468	16.86	16.86	
	<b>B 2 Non-institutions</b>							
	(a) Bodies Corporate	357	1202303		1185427	2.86	2.86	
	(b) Individuals							
	I							
	Individuals -i. Individual shareholders holding nominal share capital up to Rs 1 lakh	32528	2542134		2180590	6.04	6.04	
	II							
	Individual shareholders holding nominal share capital in excess of Rs. 1 lakh.	12	274435		259245	0.65	0.65	
	(c) Any Other (specify)							
	(c-i) Clearing Members	109	26016		26016	0.06	0.06	
	(c-ii) Non Resident Indians	185	41978		39141	0.10	0.09	10.95



(c-iii)	Overseas Bodies Corp.	1	450						
(c-iv)	Trusts	4	2365	2365	0.01	0.01	0.01		
	Sub-Total (B)(2)	33196	4089681	3692784	9.72	9.72	9.72		
(B)	Total Public Shareholding (B)= (B)(1)+(B)(2)	33268	11182764	10781252	26.59	26.59	26.59		
	TOTAL (A)+(B)	33289	42058006	41656494	100.00	100.00	100.00	3381767	8.04
(C)	Shares held by Custodians and against which Depository Receipts have been issued								
1	Promoter and Promoter Group								
2	Public								
	Sub-Total (C)	0	0	0	0	0	0	0	
	GRAND TOTAL (A)+(B)+(C)	33289	42058006	41656494	100.00	100.00	100.00	3381767	8.04





(I)(b) Statement showing holding of securities (including shares, warrants, convertible securities) of persons belonging to the category "Promoter and Promoter Group"

Sr. No.	Name of the shareholder	Details of Shares held		Encumbered shares (*)			Details of warrants		Details of convertible securities		Total shares (including underlying shares assuming full conversion of warrants and convertible securities) as a % of diluted share capital
		Number of shares held	As a % of grand total (A)+(B)+(C)	No.	As a percentage (V)=(VI)/(VII)*100	As a % of grand total (A)+(B)+(C) of sub-clause (I)(a)	Number of warrants held	As a % total number of warrants of the same class	Number of convertible securities held	As a % total number of convertible securities of the same class	
(i)	(ii)	(iii)	(iv)	(v)	(vi)	(vii)	(viii)	(ix)	(x)	(xi)	
1	Globalware Trading & Holdings Ltd.	7012000	16.67								
2	Texmaco Infrastructure & Holdings Ltd.	3000125	7.13								
3	Adventz Investments & Holdings Ltd.	1236852	2.94								
4	Coltrane Corp. Ltd.	479750	1.14								
5	Jeevan Jyoti Medical Society	138550	0.33								
6	Adventz Finance Private Limited	85789	0.20								
7	Duke Commerce Ltd.	81000	0.19								
8	Saroj Kumar Poddar	79406	0.19								
9	Adventz Securities Enterprises Ltd.	98804	0.23								
10	Adventz Investment Co. Pvt. Ltd.	15000	0.04								
11	Ricon Commerce Ltd.	8100	0.02								
12	Jyotsna Poddar	71621	0.17								
13	New Eros Tradecom Ltd.	1196767	2.85	1196767	100.00	2.85					
14	SIL Investments Ltd.	3208000	7.63	2185000	68.11	5.20					
15	Pilani Investment & Ind. Corp. Ltd.	434000	1.03								
16	RTM Investment & Trading Co. Ltd.	110768	0.26								
17	SCM Investment & Trading Co. Ltd.	35000	0.08								
18	Ronson Traders Ltd.	63200	0.15								
19	Sarla Devi Birla	30000	0.07								
20	Zuari Global Limited	8411601	20.00								
21	Zuari Management Services Ltd.	5078909	12.08								
<b>TOTAL</b>		<b>30875242</b>	<b>73.41</b>	<b>3381767</b>	<b>10.95</b>	<b>8.04</b>	<b>0</b>	<b>0</b>	<b>0</b>	<b>0</b>	

(\*) The term "encumbrance" has the same meaning as assigned to it in regulation 28(3) of the SAST Regulations, 2011



(I)(c)(ii)	Statement showing holding of securities (including shares, warrants, convertible securities) of persons (together with PAC) belonging to the category "Public" and holding more than 5% of the total number of shares of the company									
Sr. No.	Name(s) of the shareholder(s) and the Persons Acting in Concert (PAC) with them	Number of shares	Shares as a percentage of total number of shares i.e., Grand Total (A)+(B)+(C) indicated in Statement at para (I)(a) above	Details of warrants		Details of convertible securities		Total shares (including underlying shares assuming full conversion of warrants and convertible securities) as a % of diluted share capital		
				Number of warrants	As a % total number of warrants of the same class	Number of convertible securities held	% w.r.t total number of convertible securities of the same class			
1			0.000							
2			0.000							
3			0.000							
4			0.000							
5			0.000							
6			0.000							
7			0.000							
8			0.000							
9			0.000							
10			0.000							
		0	0.000		0					
<b>TOTAL</b>		<b>0</b>	<b>0.000</b>		<b>0</b>			<b>0</b>		

N.A.



Handwritten initials or signature.

(I)(d) Statement showing details of locked-in shares


Sr. No.	Name of the shareholder	Number of locked-in shares	Locked-in shares as a percentage of total number of shares [i.e., Grand Total (A)+(B)+(C) indicated in Statement at para (I)(a) above]
1	Zuari Global Limited	8411531	20.00
2	Zuari Management Services Ltd.	4205801	10.00
<b>TOTAL</b>		<b>12617332</b>	<b>30.00</b>





(II)(a) Statement showing details of Depository Receipts (DRs)

Sr. No.	Type of outstanding DR (ADRs, GDRs, SDRs, etc.)	Number of outstanding DRs	Number of shares underlying outstanding DRs	Shares underlying outstanding DRs as a percentage of total number of shares {i.e., Grand Total (A)+(B)+(C) indicated in Statement at para (I)(a) above}
1				0.00
2				0.00
3				0.00
4				0.00
5				0.00
6				0.00
7				0.00
8				0.00
9				0.00
<b>TOTAL</b>		<b>0</b>	<b>0</b>	<b>0.00</b>



(II)(b) Statement showing holding of Depository Receipts (DRs), where underlying shares held by "promoter/promoter group" are in excess of 1% of the total number of shares

Sr. No.	Name of the DR Holder	Type of outstanding DR (ADRs, GDRs, SDRs, etc.)	Number of shares underlying outstanding DRs	Shares underlying outstanding DRs as a percentage of total number of shares {i.e., Grand Total (A)+(B)+(C) indicated in Statement at para (I)(a) above}
1				0.00
2				0.00
3				0.00
4				0.00
5				0.00
6				0.00
7				0.00
8				0.00
9				0.00
<b>TOTAL</b>			<b>0</b>	<b>0.00</b>

