



Introductory sub-table (I)(a)

Name of the Company: ZUARI AGRO CHEMICALS LIMITED (formerly known as Zuari Holdings Limited)			
Scrip Code, Name of the scrip, class of security: 534742 ZUARIAGRO			
Quarter ended: 31st March, 2015			
Partly paid-up shares:-	No. of partly paid-up shares	As a % of total no. of partly paid-up shares	As a % of total no. of shares of the company
Held by promoter/promoter group			
Held by public		NIL	
<b>Total - D</b>	<b>0</b>		
<b>Outstanding convertible securities:-</b>			
	No. of outstanding securities	As a % of total no. of outstanding convertible securities	As a % of total no. of shares of the company, assuming full conversion of the convertible securities
Held by promoter/promoter group			
Held by public		NIL	
<b>Total - E</b>	<b>0</b>		
<b>Warrants:-</b>			
	No. of warrants	As a % of total no. of warrants	As a % of total no. of shares of the company, assuming full conversion of warrants
Held by promoter/promoter group			
Held by public		NIL	
<b>Total - F</b>	<b>0</b>		
Total paid-up capital of the company, assuming full conversion of warrants and convertible securities			
42058006 EQUITY SHARES of Rs.10/- EACH AGGREGATING TO Rs.420580060/-			



**Statement Showing Shareholding Pattern**

Category code	Category of Shareholder	Number of Shareholders	Table (I)(a)				Shares Pledged or otherwise encumbered		
			Total number of shares	Number of shares held in dematerialized form	Total shareholding as a percentage of total number of shares		Number of shares	As a percentage	
			(IV)	(V)	As a percentage of (A+B) <sup>1</sup> (VI)	As a percentage of (A+B+C) (VII)			(IX) = (VIII)/(IV)*100
(I)	(II)	(III)							
(A)	Shareholding of Promoter and Promoter Group <sup>2</sup>								
1	Indian								
(a)	Individuals/ Hindu Undivided Family								
(b)	Central Government/ State Government(s)	3	181027	181027	0.43	0.43			
(c)	Bodies Corporate	15	23232465	23232465	55.24	55.24	1575000	6.78	
(d)	Financial Institutions/ Banks								
(e)	Any Others(Specify)								
(e-i)									
(e-ii)									
	<b>Sub Total(A)(I)</b>	18	23413492	23413492	55.67	55.67	1575000	6.73	
2	Foreign								
a	Individuals (Non-Residents Individuals/ Foreign Individuals)								
b	Bodies Corporate	2	7491750	7491750	17.81	17.81			
c	Institutions								
d	Any Others(Specify)								
d-i									
d-ii									




*[Handwritten signature]*

	<b>Sub Total(A)(2)</b>	2	7491750	7491750	17.81	17.81		
	<b>Total Shareholding of Promoter and Promoter Group (A) = (A)(1)+(A)(2)</b>							
		20	30905242	30905242	73.48	73.48	1575000	5.10
<b>(B)</b>	<b>Public shareholding</b>							
<b>I</b>	<b>Institutions</b>							
(a)	Mutual Funds/ UTI	11	3959314	3959214	9.41	9.41		
(b)	Financial Institutions / Banks	33	4795	830	0.01	0.01		
(c)	Central Government/ State Government(s)							
(d)	Venture Capital Funds							
(e)	Insurance Companies	6	2281393	2281243	5.42	5.42		
(f)	Foreign Institutional Investors	21	1198746	1198346	2.85	2.85		
(g)	Foreign Venture Capital Investors							
(h)	Any Other (specify)							
(h-i)	Foreign Bank	1	217	217				
(h-ii)								
	<b>Sub-Total (B)(1)</b>	72	7444465	7439850	17.70	17.70		
<b>B 2</b>	<b>Non-institutions</b>							
(a)	Bodies Corporate	320	927130	910279	2.20	2.20		
(b)	Individuals							
	Individuals -i. Individual shareholders holding nominal share capital up to Rs 1 lakh	31996	2455960	2106050	5.84	5.84		
	ii. Individual shareholders holding nominal share capital in excess of Rs. 1 lakh.	11	260501	245311	0.62	0.62		
(c)	Any Other (specify)							
(c-i)	Clearing Members	57	20618	20618	0.05	0.05		
(c-ii)	Non Resident Indians	187	42697	39860	0.10	0.10		



(c-iii)	Overseas Bodies Corp.	1	450							
(c-iv)	Trusts	3	943	943	0.00	0.01				
	Sub-Total (B)(2)	32575	3708299	3323061	8.82	8.82				
(B)	Total Public Shareholding (B)= (B)(1)+(B)(2)	32647	11152764	10762911	26.52	26.52				
	TOTAL (A)+(B)	32667	42058006	41668153	100.00	100.00	1575000			3.74
(C)	Shares held by Custodians and against which Depository Receipts have been issued									
1	Promoter and Promoter Group									
2	Public									
	Sub-Total (C)	0	0	0	0	0				
	GRAND TOTAL (A)+(B)+(C)	32667	42058006	41668153	100.00	100.00	1575000			3.74

*Handwritten signature*



(1)(b) Statement showing holding of securities (including shares, warrants, convertible securities) of persons belonging to the category "Promoter and Promoter Group"


Sr. No.	Name of the shareholder	Details of Shares held		Encumbered shares (*)			Details of warrants		Details of convertible securities		Total shares (including underlying shares assuming full conversion of warrants and convertible securities) as a % of diluted share capital
		Number of shares held	As a % of grand total (A)+(B)+(C)	No.	As a percentage (VI)=(V)/(VII)*100	As a % of grand total (A)+(B)+(C) of sub-clause (1)(a)	Number of warrants held	As a % total number of warrants of the same class	Number of convertible securities held	As a % total number of convertible securities of the same class	
	(B)	(III)	(IV)	(V)	(VI)	(VII)	(VIII)	(IX)	(X)	(XI)	(XII)
1	Globalware Trading & Holdings Ltd.	7012000	16.67								
2	Texasaco Infrastructure & Holdings Ltd.	3000125	7.13								
3	Coltrane Corp. Ltd.	479750	1.14								
4	Jeevan Jyoti Medical Society	138550	0.33								
5	Adventz Finance Private Limited	1322641	3.14								
6	Duke Commerce Ltd.	111000	0.26								
7	Saroj Kumar Poddar	79406	0.19								
8	Adventz Securities Enterprises Ltd.	98804	0.23								
9	Adventz Investment Co. Pvt. Ltd.	15000	0.04								
10	Ricon Commerce Ltd.	8100	0.02								
11	Jyotsna Poddar	71621	0.17								
12	New Eros Tradecon Ltd.	1196767	2.85								
13	SIL Investments Ltd.	3208000	7.63	1575000	49.10	3.74					
14	Pilani Investment & Ind. Corp. Ltd.	434000	1.03								
15	RTM Investment & Trading Co. Ltd.	110768	0.26								
16	SCM Investment & Trading Co. Ltd.	35000	0.08								
17	Ronson Traders Ltd.	63200	0.15								
18	Sarla Devi Birla	30000	0.07								
19	Zuari Global Limited	8411601	20.00								
20	Zuari Management Services Ltd.	5078909	12.08								
<b>TOTAL</b>		<b>30905242</b>	<b>73.48</b>	<b>1575000</b>	<b>5.10</b>	<b>3.74</b>	<b>0</b>	<b>0</b>	<b>0</b>	<b>0</b>	<b>0</b>

(\*) The term "encumbrance" has the same meaning as assigned to it in regulation 28(3) of the SAST Regulations, 2011



**(D)(c)(i) Statement showing holding of securities (including shares, warrants, convertible securities) of persons belonging to the category "Public" and holding more than 1% of the total number of shares**

Sr. No.	Name of the shareholder	Number of shares held	Shares as a percentage of total number of shares {i.e., Grand Total (A)+(B)+(C) indicated in Statement at para (I)(a) above}	Details of warrants		Details of convertible securities		Total shares (including underlying shares assuming full conversion of warrants and convertible securities) as a % of diluted share capital
				Number of warrants held	As a % total number of warrants of the same class	Number of convertible securities held	% w.r.t total number of convertible securities of the same class	
1	Life Insurance Corp. of India	1350526	3.21					
2	Reliance Capital Trustee Co. Ltd.	1200000	2.85					
3	Deutsche Securities Mauritius Ltd.	899027	2.14					
4	General Insurance Corp. Of India	565972	1.35					
5	KOTAK EMERGING EQUITY SCHEME KOTAK MIDCAP	620963	1.48					
6	ICICI Prudential top 100 fund ICICI PRUDENTIAL VALUE FUND SERIES 2 ICICI PRUDENTIAL CHILD CARE PLAN - GIFT PLAN ICICI PRUDENTIAL VALUE FUND SERIES 1	1862517	4.43					
<b>TOTAL</b>		<b>6499005</b>	<b>15.45</b>	<b>0</b>	<b>0</b>	<b>0</b>	<b>0</b>	<b>0</b>






**(D)(d) Statement showing details of locked-in shares**

Sr. No.	Name of the shareholder	Number of locked-in shares	Locked-in shares as a percentage of total number of shares {i.e., Grand Total (A)+(B)+(C) indicated in Statement at para (D)(a) above}
1	Zuari Global Limited	8411531	20.00
2	Zuari Management Services Ltd.	4205801	10.00
<b>TOTAL</b> ↘		<b>12617332</b>	<b>30.00</b>


*[Handwritten signature]*





(II)(a) Statement showing details of Depository Receipts (DRs)

Sr. No.	Type of outstanding DR (ADRs, GDRs, SDRs, etc.)	Number of outstanding DRs	Number of shares underlying outstanding DRs	Shares underlying outstanding DRs as a percentage of total number of shares {i.e., Grand Total (A)+(B)+(C) indicated in Statement at para (D)(a) above}
1				0.00
2				0.00
3				0.00
4				0.00
5				0.00
6				0.00
7				0.00
8				0.00
9				0.00
				0.00
				0.00
				0.00
				0.00
				0.00
				0.00
				0.00
				0.00
				0.00
				0.00
<b>TOTAL</b>		0	0	0.00



(II)(b) Statement showing holding of Depository Receipts (DRs), where underlying shares held by "promoter/promoter group" are in excess of 1% of the total number of shares

St. No.	Name of the DR Holder	Type of outstanding DR (ADRs, GDRs, SDRs, etc.)	Number of shares underlying outstanding DRs	Shares underlying outstanding DRs as a percentage of total number of shares {i.e., Grand Total (A)+(B)+(C) indicated in Statement at para (1)(a) above}
1				0.00
2				0.00
3				0.00
4				0.00
5				0.00
6				0.00
7				0.00
8				0.00
9				0.00
<b>TOTAL</b>			<b>0</b>	<b>0.00</b>

