


ZENSAR TECHNOLOGIES LIMITED
SHAREHOLDING PATTERN AS ON 30.06.2014



(I) (a) Statement showing Shareholding Pattern

SCRIP CODE : 504067		Name of Scrip : ZENSAR		Class of Security : Equity			Quarter Ended : 30.06.2014	
Category Code	Partly paid up shares			Number of partly paid up shares	As a % of total number of partly paid up shares	As a % of total number of shares of the Company		
	Held by Promoter/Promoter group			0	0.00	0.00		
	Held by Public			0	0.00	0.00		
	Total			0	0.00	0.00		
Outstanding Convertible Securities				Number of outstanding Securities	As a % of total No. of outstanding Con. Securities	As a % of total No. of shares of the Company, assuming full conversion of the Securities		
Held by Promoter/Promoter group				0	0.00	0.00		
Held by Public				0	0.00	0.00		
Total				0	0.00	0.00		
Warrants				Number of warrants	As a % of total number of warrants	As a % of total number of shares of the Company assuming full conversion of warrants		
Held by Promoter/Promoter group				0	0.00	0.00		
Held by Public				0	0.00	0.00		
Total				0	0.00	0.00		
Total paid up capital of the Company, assuming full conversion of warrants and convertible securities								
Category Code	Category of Shareholders	Number of Share-holders	Total No. of shares	Number of shares held in demated form	Total shareholding as a percentage of total number of shares		Shares pledged or otherwise encumbered	
					As a percentage of (A+B) ¹	(A+B+C)	Number of Shares	As a %
(I)	(II)	(III)	(IV)	(V)	(VI)	(VII)	(VIII)	(IX)=(VIII)/(IV)*100
(A) Shareholding of Promoter and Promoter Group²								
(1) Indian								
(a)	Individuals/H.U.F	1	1	1	0.00	0.00	0	0.00
(b)	Central/State Government(s)	0	0	0	0.00	0.00	0	0.00
(c)	Bodies Corporate	6	20099092	20099092	45.83	45.83	0	0.00
(d)	Financial Institutions/Banks							
(e)	Any Other (specify)							
	Sub-Total (A)(1)	7	20099093	20099093	45.83	45.83	0	0.00
(2) Foreign								
(a)	Non Resident Individuals/ Foreign Nationals							
(b)	Bodies Corporate	1	1030922	1030922	2.35	2.35	0	0.00
(c)	Institutions							
(d)	Qualified Foreign Investor							
(e)	Any Other (specify)							
	Sub-Total (A)(2)	1	1030922	1030922	2.35	2.35	0	0.00
Total holding of Promoter and Promoter Group (A)=(A)(1)+(A)(2)		8	21130015	21130015	48.18	48.18	0	0.00


(contd2)



Name of the Company : Zensar Technologies Limited

Page # 02

SCRIP CODE : 504067		Name of Scrip : ZENSAR		Class of Security : Equity			Quarter Ended : 30.06.2014	
Category Code	Category of Shareholders	Number of Share-holders	Total No. of shares	Number of shares held in demated form	Total shareholding as a percentage of total number of shares As a percentage of		Shares pledged or otherwise encumbered	
					(A+B)1	(A+B+C)	Number of Shares	As a %
(I)	(II)	(III)	(IV)	(V)	(VI)	(VII)	(VIII)	(IX)=(VIII)/(IV)*100
(B) Public Shareholding³								
(1) Institutions								
(a)	Mutual Fund/UTI	6	192186	191386	0.44	0.44		
(b)	Financial Institutions/Banks	14	9601	7914	0.02	0.02		
(c)	Central/State Government(s)	0	0	0	0.00	0.00		
(d)	Venture Capital Funds							
(e)	Insurance Companies	3	1500	1000	0.00	0.00		
(f)	Foreign Institutional Investors	47	5347379	5344679	12.20	12.20		
(g)	Foreign Venture Cap. Inv							
(h)	Qualified Foreign Investor							
(i)	Any Other (specify)							
Sub-Total (B)(1)		70	5550666	5544979	12.66	12.66	N . A.	N . A.
(2) Non Institutions								
(a)	Bodies Corporate	584	982394	967688	2.24	2.24		
(b) Individuals								
i) Holding nominal share capital upto Rs. 1 lakh		20947	4095722	3369168	9.34	9.34		
ii) Holding nominal share capital in excess of Rs. 1 lakh.		30	1472872	1472872	3.36	3.36		
(c)	Qualified Foreign Investor							
(d) Any Other(specify)								
Overseas Corporate Bodies		1	10301294	10301294	23.49	23.49		
Non Resident Individuals		372	321097	319189	0.73	0.73		
Any Other(Non Domestic Cos.)		0	0	0	0.00	0.00		
Sub-Total (B)(2)		21934	17173379	16430211	39.16	39.16	N . A.	N . A.
Total Public shareholding (B)=(B)(1)+(B)(2)		22004	22724045	21975190	51.82	51.82		
TOTAL (A)+(B)		22012	43854060	43105205	100.00	100.00	N . A.	N . A.
(C) Shares held by Custodians and against which Depository Receipts have been issued								
1 Promoter and Promoter Group		0	0	0	0.00	0.00		
2 Public		0	0	0	0.00	0.00		
GRAND TOTAL (A)+(B)+(C)		22012	43854060	43105205	100.00	100.00	0	0.00



ZENSAR TECHNOLOGIES LIMITED


(f) (b) Statement showing holding of securities (including shares, warrants, convertible securities) of persons belonging to the category "Promoter and Promoter Group"

Sr.No.	Name of the shareholder	Details of shares held			Encumbered shares (*)			Details of Warrants			Details of Convertible Securities			Total shares (including underlying shares assuming full conversion of warrants and convertible securities) as a % of diluted share capital
		No. of shares held	As a % of grand total (A)+(B)+(C)	Number	As a Percentage	As a % of grand total (A)+(B)+(C) of sub-clause (1) (a)	No. of warrants held	As a % total No. of warrants of the same class	No. of Convertible securities held	As a % total No. of convertible securities of the same class	No. of Convertible securities held	As a % total No. of convertible securities of the same class		
(1)	(II)	(III)	(IV)	(V)	(VI)	(VII)	(VIII)	(IX)	(X)	(XI)	(XII)			
1	SWALLOW ASSOCIATES LLP	12048606	27.47	0	0.00	0.00	0	0.00	0	0.00	27.47			
2	SUMMIT SECURITIES LIMITED	4763576	10.86								10.86			
3	INSTANT HOLDINGS LIMITED	3096800	7.06								7.06			
4	PEDRANO INVESTMENTS LIMITED	1030922	2.35								2.35			
5	INSTANT HOLDINGS LIMITED	110019	0.25								0.25			
6	CHATTARPATI INVESTMENTS LIMITED	45700	0.10								0.10			
7	SWALLOW ASSOCIATES LLP	34391	0.08								0.08			
8	HARSH VARDHAN GOIENKA	1	0.00								0.00			
Total		21130015	48.18	0	0.00	0.00	0	0.00	0	0.00	48.18			

(*) The term "encumbrance" has the same meaning as assigned to it in regulation 28(3) of the SAST Regulations, 2011.

(f) (c) (i) Statement showing holding of securities (including shares, warrants, convertible securities) of persons belonging to the category "Public" and holding more than 1% of the total number of shares

Sr.No.	Name of the shareholder	Number of shares held	Shares as a percentage of total number of shares (i.e. Grand Total of (A)+(B)+(C) indicated in statement at para (1) (a) above)	Details of warrants			Details of Convertible Securities		Total shares (including underlying shares assuming full conversion of warrants and conv. Securities) as a % of diluted share capital
				No. of warrants held	As a % total No. of warrants of same class	No. of convertible securities held	% w.r.t total No. of convertible securities of the same class		
1	ELECTRA PARTNERS MAURITIUS LTD	10301294	23.49						23.49
2	FIDELITY MANAGEMENT AND RESEARCH COMPANY A	3500000	7.98						7.98
3	FIDELITY PURITAN TRUST-FIDELITY LOW-PRICED	739500	1.68						1.68
4	GANESH NATARAJAN	627058	1.43						1.43
TOTAL		15166852	34.58						34.58



(f) (c) (ii) Statement showing holding of securities (including shares, warrants, convertible securities) of persons (together with PAC) belonging to the category "Public" and holding more than 5% of the total number of shares

Sr.No.	Name(s) of the shareholder(s) and the Persons Acting in Concert (PAC) with them	Number of shares	Shares as a percentage of total number of shares (i.e. Grand Total of (A)+(B)+(C) indicated in statement at para (1), (a) above)	Details of warrants		Details of Convertible Securities		Total shares (including underlying shares assuming full conversion of warrants and convertible securities) as a % of diluted share capital
				No. of warrants held	As a % total No. of warrants of same class	No of convertible securities held	% w.r.t total No. of convertible securities of the same class	
1	ELECTRA PARTNERS MAURITIUS LTD	10301294	23.49					23.49
2	FIDELITY MANAGEMENT AND RESEARCH COMPANY A	35000000	7.98					7.98

(f) (d) Statement showing details of locked-in shares

Sr.No.	Name of the shareholder	Category of shareholders Promoters / Public	Number of locked-in shares	Locked-in shares as a percentage of total number of shares (i.e. Grand Total of (A)+(B)+(C) indicated in Statement at para (1)(a) above)
	NIL			

