


Introductory sub-table (I)(a)			
Name of the Company:Zandu Realty Limited			
BSE Scrip Code:506720		NSE Symbol: ZANDUREALT	
Name of the scrip: ZANDUREAL		Class of security:Equity Shares	
Quarter ended: 31st December, 2014			
Partly paid-up shares:-	No. of partly paid-up shares	As a % of total no. of partly paid-up shares	As a % of total no. of shares of the company
Held by promoter/promoter group	Nil	Nil	Nil
Held by public	Nil	Nil	Nil
Total	Nil	Nil	Nil
Outstanding convertible securities:-	No. of outstanding securities	As a % of total no. of outstanding convertible securities	As a % of total no. of shares of the company, assuming full conversion of the convertible securities
Held by promoter/promoter group	Nil	Nil	Nil
Held by public	Nil	Nil	Nil
Total	Nil	Nil	Nil
Warrants:-	No. of warrants	As a % of total no. of warrants	As a % of total no. of shares of the company, assuming full conversion of warrants
Held by promoter/promoter group	Nil	Nil	Nil
Held by public	Nil	Nil	Nil
Total	Nil	Nil	Nil
Total paid-up capital of the company, assuming full conversion of warrants and convertible securities	806400 Shares of Rs. 100/- each		

For ZANDU REALTY LIMITED



Authorised Signatories

Statement Showing Shareholding Pattern								
Category code	Category of Shareholder	Number of Shareholders	Table (I)(a)		Total shareholding as a percentage of total number of shares		Shares Pledged or otherwise encumbered	
			Total number of shares	Number of shares held in dematerialized form	As a percentage of (A+B) ¹	As a percentage of (A+B+C)	Number of shares	As a percentage
(I)	(II)	(III)	(IV)	(V)	(VI)	(VII)	(VIII)	(IX) = (VIII)/(IV)*100
(A)	Shareholding of Promoter and Promoter Group²							
1	Indian							
(a)	Individuals/ Hindu Undivided Family	-	-	-	0.00	0.00	0	0.00
(b)	Central Government/ State Government(s)	-	-	-	0.00	0.00	0	0.00
(c)	Bodies Corporate	1	286,329	286,329	35.51	35.51	0	0.00
(d)	Financial Institutions/ Banks	-	-	-	0.00	0.00	0	0.00
(e)	Any Others(Specify)	-	-	-	0.00	0.00	0	0.00
	Sub Total(A)(1)	1	286,329	286,329	35.51	35.51	0	0.00
2	Foreign							
a	Individuals (Non-Residents Individuals/ Foreign Individuals)	-	-	-	0.00	0.00	0	0.00
b	Bodies Corporate	-	-	-	0.00	0.00	0	0.00
c	Institutions	-	-	-	0.00	0.00	0	0.00
d	Qualified Foreign Investor	-	-	-	0.00	0.00	0	0.00
e	Any Others(Specify)	-	-	-	0.00	0.00	0	0.00
	Sub Total(A)(2)	-	-	-	0.00	0.00	0	0.00
	Total Shareholding of Promoter and Promoter Group (A)= (A)(1)+(A)(2)	1	286,329	286,329	35.51	35.51	0	0.00
(B)	Public shareholding							
1	Institutions							
(a)	Mutual Funds/ UTI	-	-	-	0.00	0.00	0	0.00
(b)	Financial Institutions/ Banks	9	2,181	2,009	0.27	0.27	Nil	Nil
(c)	Central Government/ State Government(s)	-	-	-	0.00	0.00	0	0.00
(d)	Venture Capital Funds	-	-	-	0.00	0.00	0	0.00
(e)	Insurance Companies	-	-	-	0.00	0.00	0	0.00
(f)	Foreign Institutional Investors	-	-	-	0.00	0.00	0	0.00
(g)	Foreign Venture Capital Investors	-	-	-	0.00	0.00	0	0.00
(h)	Qualified Foreign Investor	-	-	-	0.00	0.00	0	0.00
(i)	Any Other (specify)	-	-	-	0.00	0.00	0	0.00
	Sub-Total (B)(1)	9	2,181	2,009	0.27	0.27	0	0.00
B 2	Non-institutions							
(a)	Bodies Corporate	485	89,140	88,977	11.05	11.05	Nil	Nil
(b)	Individuals							
I	i. Individual shareholders holding nominal share capital up to Rs 1 lakh	26,730	334,392	308,936	41.47	41.47	Nil	Nil
II	ii. Individual shareholders holding nominal share capital in excess of Rs. 1 lakh.	17	70,653	67,732	8.76	8.76	Nil	Nil
(c)	Qualified Foreign Investor	-	-	-	0.00	0.00	0	0.00
(d)	Any Other (specify)	-	-	-	-	-	-	-
(d-i)	Non-resident individual	145	15,884	15,874	1.97	1.97	Nil	Nil
(d-ii)	Clearing Member	158	7,821	7,821	0.97	0.97	Nil	Nil
	Sub-Total (B)(2)	27,535	517,890	489,340	64.22	64.22	Nil	Nil
(B)	Total Public Shareholding (B)= (B)(1)+(B)(2)	27,544	520,071	491,349	64.49	64.49	Nil	Nil
	TOTAL (A)+(B)	27,545	806,400	777,678	100.00	100.00	Nil	Nil
(C)	Shares held by Custodians and against which Depository Receipts have been issued							
1	Promoter and Promoter Group	-	-	-	0	0.00	0	0.00
2	Public	-	-	-	0	0.00	0	0
	Sub-Total (C)	-	-	-	-	0	0	0
	GRAND TOTAL (A)+(B)+(C)	27,545	806,400	777,678		100.00	0	0.00


For ZANDU REALTY LIMITED

 Authorised Signatories

(I)(c)(i) Statement showing holding of securities (including shares, warrants, convertible securities) of persons belonging to the category "Public" and holding more than 1% of the total number of shares								
Sr. No.	Name of the shareholder	Number of shares held	Shares as a percentage of total number of shares {i.e., Grand Total (A)+(B)+(C) indicated in Statement at para (I)(a) above}	Details of warrants		Details of convertible securities		Total shares (including underlying shares assuming full conversion of warrants and convertible securities) as a % of diluted share capital
				Number of warrants held	As a % total number of warrants of the same class	Number of convertible securities held	% w.r.t total number of convertible securities of the same class	
1	Placid Limited	29500	3.66	Nil	Nil	Nil	Nil	3.66
2	Poonam Bathwal	20500	2.54	Nil	Nil	Nil	Nil	2.54
3	Master Nikunj Bathwal	14000	1.74	Nil	Nil	Nil	Nil	1.74
4	Rajeev Aggarwal	8321	1.03	Nil	Nil	Nil	Nil	1.03
TOTAL		72321	8.97	Nil	Nil	Nil	Nil	8.97

For ZANDU REALTY LIMITED


 Authorised Signatories

(II)(b) Statement showing holding of Depository Receipts (DRs), where underlying shares held by "promoter/promoter group" are in excess of 1% of the total number of shares				
Sr. No.	Name of the DR Holder	Type of outstanding DR (ADRs, GDRs, SDRs, etc.)	Number of shares underlying outstanding DRs	Shares underlying outstanding DRs as a percentage of total number of shares (i.e., Grand Total (A)+(B)+(C) indicated in Statement at para (I)(a) above)
NIL				

For ZANDU REALTY LIMITED

 Authorised Signatories