


SHAREHOLDING PATTERN AS ON 31 MARCH 2014

Name of the Company: ZEN TECHNOLOGIES LIMITED			
Scrip Code: 533339, Name of the scrip: ZENITEC class of security: Equity Shares			
AS ON 31 MARCH 2014			
Partly paid-up shares:-	No. of partly paid-up shares	As a % of total no. of partly paid-up shares	
		As a % of total no. of shares of the company	As a % of total no. of shares of the company
Held by promoter/promoter group	0	0	0
Held by public	0	0	0
Total	0	0	0
Outstanding convertible securities: No. of outstanding securities		As a % of total no. of shares of the company, assuming full conversion of the convertible securities	
Held by promoter/promoter group	0	0	0
Held by public	0	0	0
Total	0	0	0
Warrants:-		As a % of total no. of shares of the company, assuming full conversion of warrants	
Held by promoter/promoter group	0	0	0
Held by public	0	0	0
Total	0	0	0
Total paid-up capital of the company, assuming full conversion of warrants and convertible securities	7716006	0	100.00

For ZEN TECHNOLOGIES LIMITED


 Company Secretary


Statement Showing Shareholding Pattern								
Category code	Category of Shareholder	Number of Shareholders	Table (I)(a)		Total shareholding as a percentage of total number of shares		Shares Pledged or otherwise encumbered	
			Total number of shares	Number of shares held in dematerialized form	As a percentage of (A+B) ¹	As a percentage of (A+B+C)	Number of shares	As a percentage
			(IV)	(V)	(VI)	(VII)	(VIII)	(IX)= (VIII)/(IV)*100
(A)	Shareholding of Promoter and Promoter Group ²							
1	Indian							
(a)	Individuals/ Hindu Undivided Family	14	4592257	4592257	59.52	59.52	1811140	39.44
(b)	Central Government/ State Government(s)	0	0	0	0.00	0.00	0	0.00
(c)	Bodies Corporate	0	0	0	0.00	0.00	0	0.00
(d)	Financial Institutions/ Banks	0	0	0	0.00	0.00	0	0.00
(e)	Any Others(Specify)	0	0	0	0.00	0.00	0	0.00
	Sub Total(A)(1)	14	4592257	4592257	59.52	59.52	1811140	39.44
2	Foreign							
a	Individuals (Non-Residents Individuals/ Foreign Individuals)	0	0	0	0.00	0.00	0	0.00
b	Bodies Corporate	0	0	0	0.00	0.00	0	0.00
c	Institutions	0	0	0	0.00	0.00	0	0.00
d	Qualified Foreign Investor	0	0	0	0.00	0.00	0	0.00
e	Any Others(Specify)	0	0	0	0.00	0.00	0	0.00
	Sub Total(A)(2)	0	0	0	0.00	0.00	0	0.00
	Total Shareholding of Promoter and Promoter Group (A)= (A)(1)+(A)(2)	14	4592257	4592257	59.52	59.52	1811140	39.44
(B)	Public shareholding							
1	Institutions							
(a)	Mutual Funds/ UTI	0	0	0	0.00	0.00	0	0.00
(b)	Financial Institutions/ Banks	0	0	0	0.00	0.00	0	0.00
(c)	Central Government/ State Government(s)	0	0	0	0.00	0.00	0	0.00
(d)	Venture Capital Funds	0	0	0	0.00	0.00	0	0.00
(e)	Insurance Companies	0	0	0	0.00	0.00	0	0.00
(f)	Foreign Institutional Investors	1	2651	2651	0.03	0.03	0	0.00
(g)	Foreign Venture Capital Investors	0	0	0	0.00	0.00	0	0.00
(h)	Qualified Foreign Investor	1	9915	9915	0.13	0.13	0	0.00
(i)	Any Other (specify)	0	0	0	0.00	0.00	0	0.00
	Sub-Total (B)(1)	2	12566	12566	0.16	0.16	0	0.00
B 2	Non-institutions							
(a)	Bodies Corporate	148	446887	446887	5.79	5.79	0	0.00
(b)	Individuals							
i	Individuals -i. Individual shareholders holding nominal share capital up to Rs 1 lakh	4055	1531590	1474108	19.85	19.85	0	0.00
ii	Individual shareholders holding nominal share capital in excess of Rs. 1 lakh.	21	1028574	1028574	13.33	13.33	0	0.00
(c)	Qualified Foreign Investor	0	0	0	0.00	0.00	0	0.00
(d)	Any Other (specify)							
(d-i)	CLEARING MEMBERS	13	4019	4019	0.05	0.05	0	0.00
(d-ii)	NON RESIDENT INDIANS	63	100113	100113	1.30	1.30	0	0.00
	Sub-Total (B)(2)	4300	3111183	3053701	40.32	40.32	0	0.00
(B)	Total Public Shareholding (B)= (B)(1)+(B)(2)	4302	3123749	3066267	40.48	40.48	0	0.00
	TOTAL (A)+(B)	4316	7716006	7658524	100.00	100.00	1811140	23.47
(C)	Shares held by Custodians and against which Depository Receipts have been issued							
1	Promoter and Promoter Group	0	0	0	0	0.00	0	0.00
2	Public	0	0	0	0	0.00	0	0.00
	Sub-Total (C)	0	0	0	0	0	0	0.00
	GRAND TOTAL (A)+(B)+(C)	4316	7716006	7658524	100.00	100.00	1811140	23.47

For ZENITH

Anand
Company Secretary

(I)(b) Statement showing holding of securities (including shares, warrants, convertible securities) of persons belonging to the category "Promoter and Promoter Group"

Sr. No.	Name of the shareholder	Details of Shares held		Encumbered shares (*)			Details of warrants		Details of convertible securities		Total shares (including underlying shares assuming full conversion of warrants and convertible securities) as a % of diluted share capital
		Number of shares held	As a % of grand total (A) + (B) + (C)	No.	As a percentage (VI)=(V)/(VII)*100	As a % of total (A)+(B)+(C) of sub-clause (I)(a)	Number of warrants held	As a % total number of warrants of the same class	Number of convertible securities held	As a % total number of convertible securities of the same class	
(I)	(II)	(III)	(IV)	(V)	(VI)=(V)/(VII)*100	(VII)	(VIII)	(IX)	(X)	(XI)	(XII)
1	ASHOK ATLURI	1811140	23.47	1811140	100.00	23.47	0	0.00	0	0.00	23.47
2	KISHORE DUTT ATLURI	1232960	15.98	0	0.00	0.00	0	0.00	0	0.00	15.98
3	ASHOK ATLURI	729150	9.45	0	0.00	0.00	0	0.00	0	0.00	9.45
5	TARA DUTT ATLURI	279100	3.62	0	0.00	0.00	0	0.00	0	0.00	3.62
4	A RAMA DEVI	267000	3.46	0	0.00	0.00	0	0.00	0	0.00	3.46
7	SATISH ATLURI	122400	1.59	0	0.00	0.00	0	0.00	0	0.00	1.59
8	RAVI KUMAR MIDATHALA	79200	1.03	0	0.00	0.00	0	0.00	0	0.00	1.03
9	BEENA ATLURI	33900	0.44	0	0.00	0.00	0	0.00	0	0.00	0.44
10	INDIRA GARAPATI	12000	0.16	0	0.00	0.00	0	0.00	0	0.00	0.16
11	NAGARJUNUDU KILARU	10000	0.13	0	0.00	0.00	0	0.00	0	0.00	0.13
12	BEENA ATLURI	5600	0.07	0	0.00	0.00	0	0.00	0	0.00	0.07
6	MANDITA SETHI	5000	0.06	0	0.00	0.00	0	0.00	0	0.00	0.06
13	TARA DUTT ATLURI	2623	0.03	0	0.00	0.00	0	0.00	0	0.00	0.03
14	NAGARJUNUDU KILARU	2184	0.03	0	0.00	0.00	0	0.00	0	0.00	0.03
TOTAL		4592257	59.52	1811140	39.44	23.47	0	0.00	0	0.00	59.52


FOR ZENIT

 Company Secretary

(l)(c)(i) Statement showing holding of securities (including shares, warrants, convertible securities) of persons belonging to the category "Public" and holding more than 1% of the total number of shares

Sr. No.	Name of the shareholder	Number of shares held	Shares as a percentage of total number of shares (i.e., Grand Total (A)+(B)+(C) indicated in Statement at para (l)(a) above)	Details of warrants		Details of convertible securities		Total shares (including underlying shares assuming full conversion of warrants and convertible securities) as a % of diluted share capital
				Number of warrants held	As a % total number of warrants of the same class	Number of convertible securities held	% w.r.t total number of convertible securities of the same class	
1	MOTURU CHANDRA SEKHAR	316243	4.10	0	0.00	0	0.00	4.10
2	RAVI KAMEPALLI	250543	3.25	0	0.00	0	0.00	3.25
3	LOGICAL SOLUTIONS LTD	133464	1.73	0	0.00	0	0.00	1.73
TOTAL		700250	9.08	0	0.00	0	0.00	9.08

(l)(c)(ii) Statement showing holding of securities (including shares, warrants, convertible securities) of persons (together with PAC) belonging to the category "Public" and holding more than 5% of the total number of shares of the company

Sr. No.	Name(s) of the shareholder(s) and the Persons Acting in Concert (PAC) with them	Number of shares	Shares as a percentage of total number of shares (i.e., Grand Total (A)+(B)+(C) indicated in Statement at para (l)(a) above)	Details of warrants		Details of convertible securities		Total shares (including underlying shares assuming full conversion of warrants and convertible securities) as a % of diluted share capital
				Number of warrants	As a % total number of warrants of the same class	Number of convertible securities held	% w.r.t total number of convertible securities of the same class	
TOTAL		0	0.00	0	0	0	0	0.00

FOR ZEN TECHNOLOGIES LIMITED

 Company Secretary

(I)(d) Statement showing details of locked-in shares


Sr. No.	Name of the shareholder	Number of locked-in shares	Locked-in shares as a percentage of total number of shares {i.e., Grand Total (A)+(B)+(C) indicated in Statement at para (I)(a) above}
		0	0.00

(II)(a) Statement showing details of Depository Receipts (DRs)

Sr. No.	Type of outstanding DR (ADRs, GDRs, SDRs, etc.)	Number of outstanding DRs	Number of shares underlying outstanding DRs	Shares underlying outstanding DRs as a percentage of total number of shares {i.e., Grand Total (A)+(B)+(C) indicated in Statement at para (I)(a) above}
		0	0	

(II)(b) Statement showing holding of Depository Receipts (DRs), where underlying shares held by "promoter/promoter group" are in excess of 1% of the total number of shares

Sr. No.	Name of the DR Holder	Type of outstanding DR (ADRs, GDRs, SDRs, etc.)	Number of shares underlying outstanding DRs	Shares underlying outstanding DRs as a percentage of total number of shares {i.e., Grand Total (A)+(B)+(C) indicated in Statement at para (I)(a) above}
			0	

FOR ZEN TECHNOLOGIES LIMITED

 Company Secretary