



(1)(a) STATEMENT SHOWING SHAREHOLDING PATTERN IN CLAUSE-35				
NAME OF THE COMPANY: WIPRO LIMITED				
SCRIP CODE:	507685	Name of the Scrip:		Wipro Limited
Class of Security:	Equity			
QUARTER ENDED:	March 31, 2015			
Partly paid-up shares	No. of partly paid-up shares	As a % of total no. of partly paid-up shares	As a % of total no. of shares of the Company.	
Held by promoter/promoter group	0	0		0
Held by Public	0	0		0
Total:	0	0		0
Outstanding convertible securities:	No. of outstanding securities	As a % of total no. of outstanding convertible securities.	As a % of total no. of shares of the Company assuming full conversion of the convertible securities	
Held by promoter/promoter group	0	0		0
Held by Public	0	0		0
Total:	0	0		0
Warrants:	No. of warrants	As a % of total no. of warrants	As a % of total no. of shares of the Company, assuming full conversion of warrants	
Held by promoter/promoter group	0	0		0
Held by Public	0	0		0
Total:	0	0		0
Total paid-up capital of the Company, assuming full conversion of warrants and convertible securities	2469043038	0		100.00

FOR WIPRO LIMITED


(V. Ramakrishnan)
Company Secretary


CATEG ORY CODE	CATEGORY OF SHAREHOLDER	NO OF SHAREHOL ERS	TOTAL NUMBER OF SHARES (IV)	NO OF SHARES HELD IN DEMAT/RISE FORM (V)	TOTAL SHAREHOLDING AS A) SHARES PLEDGE OR OTHERWISE % OF TOTAL NO OF SHARES			AS a PERCENTAGE E of (A+B) (VI)	AS a PERCENTAGE E of (A+B+C) (VII)	NUMBER OF SHARES (VIII)	AS a PERCENTAGE (IX)=(VIII)/(IV)*100
(I)	PROMOTER AND PROMOTER GROUP										
(A)	INDIAN										
(a)	Individual /HUF	4	95419432	95419432	3.94	3.86	0	0.00	0.00	0.00	0.00
(b)	Central Government/State Government(s)	0	0	0	0.00	0.00	0	0.00	0.00	0.00	0.00
(c)	Bodies Corporate (Promoter in his capacity as Director of Private Financial Institutions / Banks	4	11406331	11406331	0.47	0.46	0	0.00	0.00	0.00	0.00
(d)	ANY Other – Partnership firms (Promoter in his capacity as partner of Partnership firms)*	3	1275482581	1275482581	52.69	51.66	0	0.00	0.00	0.00	0.00
(e)	Others	1	429714120	429714120	17.75	17.40	0	0.00	0.00	0.00	0.00
(f)	Sub-Total A(1) :	12	1812022464	1812022464	74.86	73.39	0	0.00	0.00	0.00	0.00
(2)	FOREIGN										
(a)	Individuals (NRIs/Foreign Individuals)	0	0	0	0.00	0.00	0	0.00	0.00	0.00	0.00
(b)	Bodies Corporate	0	0	0	0.00	0.00	0	0.00	0.00	0.00	0.00
(c)	Institutions	0	0	0	0.00	0.00	0	0.00	0.00	0.00	0.00
(d)	Qualified Foreign Investor	0	0	0	0.00	0.00	0	0.00	0.00	0.00	0.00
(e)	Others	0	0	0	0.00	0.00	0	0.00	0.00	0.00	0.00
(f)	Sub-Total A(2) :	0	0	0	0.00	0.00	0	0.00	0.00	0.00	0.00
(g)	Total A=A(1)+A(2)	12	1812022464	1812022464	74.86	73.39	0	0.00	0.00	0.00	0.00
(B)	PUBLIC SHAREHOLDING										
(1)	INSTITUTIONS										
(a)	Mutual Funds /UTI	244	59601094	59601094	2.46	2.41					
(b)	Financial Institutions /Banks	38	6985967	6985967	0.29	0.28					
(c)	Central Government / State Government(s)	0	0	0	0.00	0.00					
(d)	Venture Capital Funds	0	0	0	0.00	0.00					
(e)	Insurance Companies	5	41128824	41128824	1.70	1.67					
(f)	Foreign Institutional Investors	496	264482812	264482812	10.93	10.71					
(g)	Foreign Venture Capital Investors	0	0	0	0.00	0.00					
(h)	Qualified Foreign Investor	0	0	0	0.00	0.00					
(i)	Others	0	0	0	0.00	0.00					
(j)	Sub-Total B(1) :	783	372198697	372198697	15.38	15.07					

FOR WIPRO LIMITED


V Ramachandran
Company Secretary

CATE ORY CODE	CATEGORY OF SHAREHOLDER	NO OF SHAREHOL RS	TOTAL NUMBER OF SHARES	NO OF SHARES HELD IN DEMAT/RIE FORM	TOTAL SHAREHOLDING AS A SHARES PLEDGE OR OTHERWISE % OF TOTAL NO OF SHARES			AS a PERCENTAG E of (A+B) (VII)	NUMBER OF SHARES (VIII)	AS a PERCENTAGE (IX)=(VIII)/(IV)*100
					AS a PERCENTAGE of (A+B) (VI)	ENCUMBERED	AS a PERCENTAGE of (A+B+C) (VII)			
(1)	(II)	(III)	(IV)	(V)	(VI)		(VII)			
(2)	NON-INSTITUTIONS									
(a)	Bodies Corporate	1667	66487901	66440066	2.75		2.69			
(b)	Individuals									
	(i) Individuals holding nominal share capital upto Rs.1 lakh	205061	49305162	48136266	2.04		2.00			
	(ii) Individuals holding nominal share capital in excess of Rs.1 lakh	245	74788251	50873322	3.09		3.03			
(c)	Qualified Foreign Investor	0	0	0	0.00		0.00			
(d)	Others									
	NON RESIDENT INDIANS	5580	26991887	8370775	1.12		1.09			
	OVERSEAS CORPORATE BODIES	2	11772	11772	0.00		0.00			
	TRUSTS									
	(a) Wipro Equity Reward Trust	1	14829824	14829824	0.61		0.60			
	(b) Other Trust	41	2694594	2694594	0.11		0.11			
	Non Executive Directors and Executive Directors & Relatives***	4	344095	344095	0.01		0.01			
	CLEARING MEMBERS	185	955174	955174	0.04		0.04			
	FOREIGN NATIONAL	6	26094	26094	0.00		0.00			
	Sub-Total B(2) :	212792	236434754	192681982	9.77		9.58			
	Total B=B(1)+B(2) :	213575	608633451	564880679	25.14		24.65			
	Total (A+B) :	213587	2420655915	2376903143			98.04			
(C)	Shares held by custodians, against which Depository Receipts have been issued									
(1)	Promoter and Promoter Group									
(2)	Public	1	48387123	48387123			1.96			
	GRAND TOTAL (A+B+C) :	213588	2469043038	2425290265	100.00		100.00	0		0.00


FOR WIPRO LIMITED


(M. Ramachandran)
Company Secretary

Note
 * Out of 11406331 Equity Shares, Mr. Azim H Premji disclaims beneficial ownership of 10843333 shares held by M/s Azim Premji Foundation (I) Pvt Ltd.
 ** Mr. Azim H Premji also disclaims the beneficial ownership 429714120 shares held by M/s Azim Premji Trust
 *** 14829824 Equity Shares are held by Wipro Equity Reward Trust under "TRUSTS"
 **** Shareholding comprises of 1867 share held by one Non-Executive Director and 342228 shares held by Two Executive Directors.
 These Directors are not promoter Director and do not exercise and significant control over the company, they are classified under "Any Other" Category.


Statement showing holding of securities (including shares, warrants, convertible securities) of persons belonging to the category "Promoter and Promoter Group"											
Sr.No	Name of the Shareholder	Details of Shares held		Encumbered shares (*)			Details of Warrants		Details of convertible securities		Total Shares (including underlying shares assuming full conversion of warrants and convertible securities) as a % of diluted share capital
		No. of Shares held	As a % of grand total (A)+(B)+(C)	Pledge Shares	AS a percentage (VI)=(V)/(III)* 100	AS a % of grand total (A) + (B) + (C) of sub-clause (I)(a)	Number of warrants held	As a % total number of warrants of the same class	Number of convertible securities held	As a % total number of convertible securities of the same class	
(I)	(II)	(III)	(IV)	(V)	(VI)=(V)/(III)* 100	(VII)	(VIII)	(IX)	(X)	(XI)	(XII)
1	AZIM HASHAM PREMJI	93405100	3.78	0	0.00	0.00	0	0.00	0	0.00	3.78
2	YASMEEN A PREMJI	1062666	0.04	0	0.00	0.00	0	0.00	0	0.00	0.04
3	RISHAD AZIM PREMJI	686666	0.03	0	0.00	0.00	0	0.00	0	0.00	0.03
4	TARIQ AZIM PREMJI	265000	0.01	0	0.00	0.00	0	0.00	0	0.00	0.01
5	NAPEAN TRADING AND INVESTMENT COMPANY PVT LTD	187666	0.01	0	0.00	0.00	0	0.00	0	0.00	0.01
6	VIDYA INVESTMENT AND TRADING COMPANY PRIVATE LIMITED	187666	0.01	0	0.00	0.00	0	0.00	0	0.00	0.01
7	REGAL INVESTMENTS AND TRADING COMPANY PVT LTD	187666	0.01	0	0.00	0.00	0	0.00	0	0.00	0.01
8	AZIM PREMJI FOUNDATION (I) PVT LTD.	10843333	0.44	0	0.00	0.00	0	0.00	0	0.00	0.44
9	MR AZIM HASHAM PREMJI PARTNER REPRESENTING PRAZIM TRADERS	452906791	18.34	0	0.00	0.00	0	0.00	0	0.00	18.34
10	MR AZIM HASHAM PREMJI PARTNER REPRESENTING ZASH TRADERS	451619790	18.29	0	0.00	0.00	0	0.00	0	0.00	18.29
11	MR AZIM HASHAM PREMJI PARTNER REPRESENTING HASHAM TRADERS	370956000	15.02	0	0.00	0.00	0	0.00	0	0.00	15.02
12	AZIM PREMJI TRUST	429714120	17.40	0	0.00	0.00	0	0.00	0	0.00	17.40
TOTAL :		1812022464	73.39	0	0.00	0.00	0	0.00	0	0.00	73.39

FOR WIPRO LIMITED


(V. Ramasubramanian)
Company Secretary


Statement showing holding of securities (including shares, warrants, convertible securities) of persons belonging to the category "Public" and holding more than 1% of the total number of shares									
(I)(c)(i)	Name of the shareholder	Number of shares held	Shares as a percentage of total number of shares (i.e., Grant total (A)+(B)+(C) indicated in Statement at para (I)(a) above}	Details of warrants		Details of convertible securities		Total shares (including underlying shares assuming full conversion of warrants and convertible securities) as a % of diluted share capital)	
Sr.No.				Number of warrants held	As a % total number of warrants of the same class	Number of convertible securities held	% w.r.t total number of convertible securities of the same class		
1	LIFE INSURANCE CORPORATION OF INDIA	40541183	1.64	0	0.00	0	0.00		1.64
	TOTAL :	40541183	1.64	0	0.00		0.00		1.64

FOR WIPRO LIMITED


(V. Ramachandran)
Company Secretary

Statement showing holding of securities (including shares, warrants, convertible securities) of persons (together with PAC) belonging to the category "Public" and holding more than 5% of the total number of shares of the company								
(I)(c)(ii)			Shares as a percentage of total number of shares {i.e., Grant total (A)+(B)+(C) indicated in Statement at para (I)(a) above}	Details of warrants		Details of convertible securities		Total shares (including underlying shares assuming full conversion of warrants and convertible securities) as a % of diluted share capital)
Sr.No.	Name(s) of the shareholder(s) and the Persons Acting in Concert (PAC) with them	Number of shares held		Number of warrants held	As a % total number of warrants of the same class	Number of convertible securities held	% w.r.t total number of convertible securities of the same class	
	Not Applicable	Not Applicable	Not Applicable	Not Applicable	Not Applicable	Not Applicable	Not Applicable	Not Applicable
	TOTAL :	0	0	0	0	0	0	0

FOR VIRO LIMITED


(V. Ramachandran)
Company Secretary

(I)(d)	STATEMENT SHOWING DETAILS OF LOCKED-IN SHARES"		
	Name of the shareholder	Number of locked-in shares	Locked-in shares as a (%) percentage of total number of shares {i.e, Grand Total (A)+(B)+(C) Indicated in Statement at para (I)(a) above}
Sr.No.	Promoter/Promoter Group/Public	Not Applicable	Not Applicable
	Not Applicable	Not Applicable	Not Applicable
TOTAL :		0	0


FOR VIRO LIMITED



(V. Ramachandran)
Company Secretary


STATEMENT SHOWING DETAILS OF DEPOSITORY RECEIPTS (DRS)				
(III)(a)				
	Type of outstanding DR (ADRs, GDRs, SDRs, etc.)	Number of outstanding DRs	Number of shares underlying outstanding DRs	Shares underlying outstanding DRs as a percentage of total number of shares {i.e., Grand Total (A)+(B)+(C) indicated in Statement at Para(I)(a) above}
Sr.No.				
1	JP MORGAN CHASE BANK, NA- ADRs	48387123	48387123	1.96
	TOTAL :	48387123	48387123	1.96

FOR WIPRO LIMITED


(V. Ramachandran)
Company Secretary

(II)(b)	Statement showing Holding of Depository Receipts (DRs), where underlying shares held by "Promoter/Promoter group" are in excess of 1% of the total number shares.			
Name of the DR Holder		Type of outstanding DR (ADRs, GDRs, SDRs, etc.)	Number of shares underlying outstanding DRs	Shares underlying outstanding DRs as a percentage of total number of shares (i.e., Grand Total (A)+(B)+(C) indicated in Statement at para(l)(a) above)
Sr.No.				
Not Applicable		Not Applicable	Not Applicable	Not Applicable
TOTAL :			0	0

FOR VIRO LIMITED


(V. Ramachandran)
Company Secretary