

(1)(a) Statement showing Shareholding Pattern

Name of the Company: WINSOME TEXTILE INDUSTRIES LIMITED		Scrip Code, Name of the scrip, class of security: 514470, Equity Share of Rs. 10/- each	
Quarter ended: 31.12.2014			
Partly paid-up shares:-	No. of partly paid-up shares	As a % of total no. of partly paid-up Shares	As a % of total no. of shares of the company.
Held by promoter/promoter group	Nil	0	0
Held by public	Nil	0	0
Total	Nil	0	0
Outstanding convertible securities:-	No. of outstanding securities	As a % of total no. of outstanding convertible securities	As a % of total no. of shares of the company, assuming full conversion of the convertible securities
Held by promoter/promoter group	Nil	0	0
Held by public	Nil	0	0
Total	Nil	0	0
Warrants:-	No. of warrants	As a % of total no. of warrants	As a % of total no. of shares of the company, assuming full conversion of Warrants
Held by promoter/promoter group	Nil	0	0
Held by public	Nil	0	0
Total	Nil	0	0
Total paid-up capital of the company, assuming full conversion of warrants and convertible securities	1,98,20,000	0	0

For Winsome Textile Industries Ltd.

Company Secretary


Statement Showing Shareholding Pattern

Name of the Company : **WINSOME TEXTILE INDUSTRIES LIMITED**

Scrip Code : **514470**

Quarter Ended : **31ST DECEMBER, 2014**

Category code	Category of Shareholder	Number of Shareholders	Total number of shares	Number of shares held in dematerialized form	Total shareholding as a percentage of total number of shares		Shares Pledged or otherwise encumbered	
					As a percentage of(A+B) ¹	As a percentage of (A+B+C)	Number of shares	As a percentage
(I)	(II)	(III)	(IV)	(V)	(VI)	(VII)	(VIII)	(IX)=(VIII)/(IV)*100
(A)	Shareholding of Promoter and Promoter Group²							
1	Indian							
(a)	Individuals/ Hindu Undivided Family	4	147,660	147,660	1.10	0.75	0	0.00
(b)	Central Government/ State Government(s)	0	0	0	0.00	0.00	0	0.00
(c)	Bodies Corporate	3	6,553,801	6,553,801	49.02	33.07	0	0.00
(d)	Financial Institutions/ Banks	0	0	0	0.00	0.00	0	0.00
(e)	Any Others(Specify)	0	0	0	0.00	0.00	0	0.00
	Sub Total(A)(1)	7	6,701,461	6,701,461	50.12	33.81	0	0.00
2	Foreign							
a	Individuals (Non-Residents Individuals/ Foreign Individuals)	0	0	0	0.00	0.00	0	0.00
b	Bodies Corporate	0	0	0	0.00	0.00	0	0.00
c	Institutions	0	0	0	0.00	0.00	0	0.00
d	Any Others(Specify)	0	0	0	0.00	0.00	0	0.00
d-i		0	0	0	0.00	0.00	0	0.00
d-ii		0	0	0	0.00	0.00	0	0.00
	Sub Total(A)(2)	0	0	0	0.00	0.00	0	0.00
	Total Shareholding of Promoter and Promoter Group (A)= (A)(1)+(A)(2)	7	6,701,461	6,701,461	50.12	33.81	0	0.00
(B)	Public shareholding						NA	NA
1	Institutions						NA	NA
(a)	Mutual Funds/ UTI	0	0	0	0.00	0.00		
(b)	Financial Institutions / Banks	2	406,168	406,168	3.04	2.05		
(c)	Central Government/ State Government(s)	0	0	0	0.00	0.00		
(d)	Venture Capital Funds	0	0	0	0.00	0.00		
(e)	Insurance Companies	0	0	0	0.00	0.00		
(f)	Foreign Institutional Investors	1	102,654	102,654	0.77	0.52		
(g)	Foreign Venture Capital Investors	0	0	0	0.00	0.00		
(h)	Any Other (specify)	0	0	0	0.00	0.00		
(h-i)	NIL	0	0	0	0.00	0.00		
(h-ii)	NIL	0	0	0	0.00	0.00		
	Sub-Total (B)(1)	3	508,822	508,822	3.81	2.57		
B 2	Non-Institutions						NA	NA
(a)	Bodies Corporate #	83	5,651,755	5,651,555	42.27	28.52		
(b)	Individuals							
I	i. Individual shareholders holding nominal share capital up to Rs 1 lakh	1,033	274,131	239,222	2.05	1.38		
II	ii. Individual shareholders holding nominal share capital in excess of Rs. 1 lakh.	3	226,401	226,401	1.69	1.14		
(c)	Any Other							
(c-i)	Trusts	2	21	1	0.00	0.00		
(c-ii)	Non-Resident Indians	9	7,409	6,709	0.06	0.04		
	Sub-Total (B)(2)	1,130	6,159,717	6,123,888	46.07	31.08		
(B)	Total Public Shareholding (B)= (B)(1)+(B)(2)	1,133	6,668,539	6,632,710	49.88	33.65	NA	NA
	TOTAL (A)+(B)	1,140	13,370,000	13,334,171	100.00	67.46		
(C)	Shares held by Custodians and against which Depository Receipts have been issued							
1	Promoter and Promoter Group	-	-	-	-	-	-	-
2	Public	1	6,450,000	6,450,000	32.54	32.54	NA	NA
	GRAND TOTAL (A)+(B)+(C)	1,141	19,820,000	19,784,171	100.00	100.00	0	0.00



(IVb) Statement showing holding of securities (including shares, warrants, convertible securities) of persons belonging to the category "Promoter and Promoter Group" "Promoter and Promoter Group"


Sr. No.	Name of the shareholder	Details of Shares held		Encumbered Shares (*)		Details of warrants		Details of convertible securities		Total shares (including underlying shares assuming full conversion of warrants and convertible securities) as a % of diluted share capital	
		No. of Shares held	As a % of Grand Total (A)+(B)+(C)	No.	As a % (VI)=(V)/(III)*100	As a % of grand total (A)+(B)+(C) of sub-clause (I) (a)	Number of warrants held	As a % total no. of warrants of the same class	Number of convertible securities held		As a % total no. of convertible securities of the same class
(i)	(ii)	(iii)	(iv)	(v)	(vi)	(vii)	(viii)	(ix)	(x)	(xi)	(xii)
1	MANISH BAGRODIA	46220	0.23	0	0	0	0	0	0	0	0
2	ASHISH BAGRODIA	49220	0.25	0	0	0	0	0	0	0	0
3	VANDYA BAGRODIA	3000	0.02	0	0	0	0	0	0	0	0
4	SUDHA BAGRODIA	49220	0.25	0	0	0	0	0	0	0	0
5	VOGUE COMMERCIAL CO. LTD.	46847	0.24	0	0	0	0	0	0	0	0
6	ROSELAB COMMODITIES PVT. LTD.	3501823	17.67	0	0	0	0	0	0	0	0
7	KAILASHPATI VINIMAY PVT. LTD.	3005031	15.16	0	0	0	0	0	0	0	0
	TOTAL	6701461	33.81	0	0	0	0	0	0	0	0

(*) The term "encumbrance" has the same meaning as assigned to it in regulation 28(3) of the SAST Regulations, 2011.



(i)(c)(i) Statement showing holding of " securities (including shares, warrants, convertible securities) of persons belonging to the category "Public" and holding more than 1% of the total number of shares

S. No.	Name of the shareholder	No. of shares held	Shares as a percentage of total number of shares (i.e., Grand Total (A)+(B)+(C) indicated in Statement at para (i)(a) above)	Details of warrants		Details of convertible securities		Total shares (including underlying shares assuming full conversion of warrants and convertible securities) as a % of diluted share capital
				No. of Warrants held	As a % total No. of warrants of the same class	No. of convertible securities held	% w.r.t. total No. of convertible securities of the same class	
1	LANDSCAPE TRADERS PVT. LTD.	1332092	6.72	0	0	0	0	0
2	ARPIT AGENCIES PVT. LTD.	1290799	6.51	0	0	0	0	0
3	DANIEL VINIMAY PVT. LTD.	966190	4.87	0	0	0	0	0
4	ANKUR AGENCIES PVT. LTD.	644200	3.25					
5	SANTOSH KUMAR KEJRIWAL SECURITIES PVT. LTD.	543751	2.74	0	0	0	0	0
6	ICICI BANK LTD.	405968	2.05	0	0	0	0	0
7	MINI BUILDERS PVT. LTD.	242930	1.23	0	0	0	0	0
8	PARK CHAMBERS LTD.	230700	1.16	0	0	0	0	0
	TOTAL	5656630	28.54					



Public Group 5%

(i)(c)(ii) Statement showing holding of " securities (including shares, warrants, convertible securities) of persons (together with PAC) belonging to the category "Public" and holding more than 5% of the total number of shares of the Company

No.	Name(s) of the shareholder(s) and the No. of shares held	No. of shares	Shares as a % of total number of shares (i.e., Grand Total (A)+(B)+(C) indicated in Statement at para (i)(a) above)	Details of warrants		Details of convertible securities	Total shares (including underlying shares assuming full conversion of warrants and convertible securities) as a % of diluted share capital
				No. of Warrants	As a % total No. of warrants of the same class held		
1	LANDSCAPE TRADERS PVT. LTD.	1332092	6.72	0	0	0	0
2	ARPIT AGENCIES PVT. LTD.	1290799	6.51	0	0	0	0
	TOTAL	2622891	13.23				



(I)(d) Statement showing details of locked-in shares

Sr. No.	Name of the shareholder	Number of locked-in shares	of Locked-in shares as a percentage of total number of shares (i.e., Grand Total (A)+(B)+(C) indicated in Statement at para (I)(a) above}	Promoter/Promoter Group/Public
0	0	0	0	0



(III)(a) Statement showing details of Depository Receipts (DRs)


Sr. No.	Type of outstanding DR (ADRs, GDRs, SDRs, etc.)	Number of outstanding DRs	Number of shares underlying outstanding DRs	Shares underlying outstanding DRs as a percentage of total number of shares {i.e., Grand Total (A)+(B)+(C) indicated in Statement at para (I)(a) above}
1	Global Depository Receipts (GDRs)	1290000	6450000	32.54
	TOTAL	1290000	6450000	32.54



(II)(b) Statement showing holding of Depository Receipts (DRs), where underlying shares held by "promoter/promoter group" are in excess of 1% of the total number of shares.

Sr. No.	Name of the DR Holder	Type of outstanding DR (ADRs, GDRs, SDRs, etc.)	Number of shares underlying outstanding DRs	Shares underlying outstanding DRs as a percentage of total number of shares {i.e., Grand Total (A)+(B)+(C) indicated in Statement at para (I)(a) above}
0	0	0	0	0

For Winsome Technologies Ltd.


Company Secretary