

Name of the Company: WELSPUN CORP LIMITED

Scrip Code - NSE: WELCORP

BSE: 532144


Name of the Scrip: Welspan Corp Limited

Class of Security: Equity


Quarter Ended :

30.06.2014

PARTLY PAID SHARE		No. of Partly paid-up Shares	As a % of total No. of Partly paid-up Shares		As a % of total No. of Shares of the Company				
Held by Promoter/ Promoter Group		-	-		-				
Held by public		-	-		-				
Total		-	-		-				
OUTSTANDING CONVERTIBLE SECURITIES (Foreign Currency Convertible Bonds) and (Compulsorily Convertible Debenture)		No. of Outstanding Securities	As a % of total No. of Outstanding Convertible Securities		As a % of total No. of Shares of the Company assuming full conversion of the Convertible Securities				
Held by Promoter/ Promoter Group		-	-		-				
Held by public		12,005,000	100.00		4.37				
Total		12,005,000	100.00		4.37				
WARRANTS		No. of Warrants	As a % of total No. of Warrants		As a % of total No. of Shares of the Company assuming full conversion of Warrants				
Held by Promoter/ Promoter Group		-	-		-				
Held by public		-	-		-				
Total		-	-		-				
Total Paid-Up capital of the Company, assuming full conversion of Warrants and Convertible Securities						274,953,299			
Sr. No.	Category of Shareholder	Number of Shareholders	Total number of shares	Number of shares held in dematerialized form	Total shareholding as a percentage of total number of shares		Shares pledged or otherwise encumbered		
					As a % of (A+B) ¹	As a % of (A+B+C)	No. of shares	As a % (IX=VIII/IV)* 100	
I	II	III	IV	V	VI	VII	VIII		
(A)	Shareholding of Promoter and Promoter Group ²								
1	Indian								
(a)	Individuals/ Hindu Undivided Family	3	342	342	0.00	0.00	-	-	
(b)	Central Government/ State Government(s)	-	-	-	-	-	-	-	
(c)	Bodies Corporate	7	94,225,663	94,225,663	39.27	35.83	-	-	
(d)	Financial Institutions/ Banks	-	-	-	-	-	-	-	
(e)	Any Others(Specific)	-	-	-	-	-	-	-	
(e-i)		-	-	-	-	-	-	-	
	Sub Total(A)(1)	10	94,226,005	94,226,005	39.27	35.83	-	-	
2	Foreign								
a	Individuals (Non-Residents Individuals/ Foreign	-	-	-	-	-	-	-	
b	Bodies Corporate	1	6,300,000	6,300,000	2.63	2.40	-	-	
c	Institutions	-	-	-	-	-	-	-	
d	Qualified Foreign Investor	-	-	-	-	-	-	-	
e	Any Others(Specific)	-	-	-	-	-	-	-	
(e-i)		-	-	-	-	-	-	-	
	Sub Total(A)(2)	1	6,300,000	6,300,000	2.63	2.40	-	-	
	Total Shareholding of Promoter and Promoter Group (A)= (A)(1)+(A)(2)	11	100,526,005	100,526,005	41.90	38.23	-	-	
(B)	Public shareholding								
1	Institutions								
(a)	Mutual Funds/ UTI	2	1,737,268	1,737,268	0.72	0.66	-	-	
(b)	Financial Institutions / Banks	18	22,396,389	22,396,389	9.33	8.52	-	-	
(c)	Central Government/ State Government(s)	-	-	-	-	-	-	-	
(d)	Venture Capital Funds	-	-	-	-	-	-	-	
(e)	Insurance Companies	1	270,000	270,000	0.11	0.10	-	-	
(f)	Foreign Institutional Investors	61	16,446,901	16,446,901	6.86	6.25	-	-	
(g)	Foreign Venture Capital Investors	-	-	-	-	-	-	-	
(h)	Qualified Foreign Investor	-	-	-	-	-	-	-	
(i)	Any Other (specify)	-	-	-	-	-	-	-	
	Sub-Total (B)(1)	82	40,850,558	40,850,558	17.03	15.54	-	-	
B 2	Non-institutions								
(a)	Bodies Corporate	1,042	23,850,208	23,840,873	9.94	9.07	-	-	
(b)	Individuals								
i	Individual shareholders holding nominal share capital up to Rs 1 lakh	63,013	16,312,746	15,919,265	6.80	6.20	-	-	
ii	Individual shareholders holding nominal share capital in excess of Rs. 1 lakh.	72	13,650,371	13,628,371	5.69	5.19	-	-	
(c)	Qualified Foreign Investor	-	-	-	-	-	-	-	
(d)	Any Other (specify)	-	-	-	-	-	-	-	
(d-i)	Overseas - Bodies Corporate	2	42,542,721	35,038,889	17.73	16.18	-	-	
(d-ii)	Unclaimed Shares	1	54,180	54,180	0.02	0.02	-	-	
(d-iii)	Clearing member	271	1,127,607	1,127,607	0.47	0.43	-	-	
(d-iv)	Non Resident Indians	973	932,403	877,033	0.39	0.35	-	-	
(d-v)	Hindu Undivided Family	1	68,000	68,000	0.03	0.03	-	-	
(d-vi)	Trust	3	7,500	7,500	0.00	0.00	-	-	
(B)	Sub-Total (B)(2)	65,378	98,545,736	90,561,718	41.07	37.48	-	-	
	Total Public Shareholding (B)= (B)(1)+(B)(2)	65,460	139,396,294	131,412,276	58.10	53.01	-	-	
	TOTAL (A)+(B)	65,471	239,922,299	231,938,281	100.00	91.24	-	-	
(C)	Shares held by Custodians and against which Depository Receipts have been issued								
(1)	Promoter and Promoter Group	-	-	-	-	-	-	-	
(2)	Public	1	23,026,000	23,026,000	-	8.76	-	-	
	GRAND TOTAL (A)+(B)+(C)	65,472	262,948,299	254,964,281	-	100.00	-	-	




Sr.No	Notes
1	
2	
3	
4	NIL
5	
6	
7	
8	
9	



0)(b) Statement showing holding of securities (including shares, warrants, convertible securities) of persons belonging to the category. "Promoter and Promoter Group"

Sr. No.	Name of the shareholder	Details of Shares Held		Shares pledged or otherwise encumbered		Details of Warrants		Details of Convertible Securities		Total shares (including underlying shares assuming full conversion of warrants and convertible securities) as a % of diluted share capital	
		Number of shares held	As a % of Grand Total (A)+(B)+(C)	Number	As a % of Total (A)+(B)+(C) of sub clause (a)	Number of Warrants Held	As a % of total Warrants of the same class	Number of convertible Securities held	As a % of total convertible securities of the same class		
	II	III	IV	V	VI=(V/III)* 100	VII	VIII	IX	X	XI	XII
	INDIAN PROMOTERS										
1	B.K.GOENKA	140	0.00	-	-	-	-	-	-	-	0.00
2	R.R.MANDAIWEWALA	200	0.00	-	-	-	-	-	-	-	0.00
3	DIPALI GOENKA	2	0.00	-	-	-	-	-	-	-	0.00
4	B.K.Goenka TRUSTEE B.K.Goenka Family Trust	5	0.00	-	-	-	-	-	-	-	0.00
5	KRISHIRAJ TRADING LTD.	52,912,858	20.12	-	-	-	-	-	-	-	19.24
6	WELSPUN MERCANTILE LTD.	14,477,701	5.51	-	-	-	-	-	-	-	5.27
7	WELSPUN WINTEX LTD	13,336,576	5.07	-	-	-	-	-	-	-	4.85
8	WELSPUN INVESTMENTS & COMMERCIALS LTD	5,233,000	1.99	-	-	-	-	-	-	-	1.90
9	WELSPUN INFRA DEVELOPERS PVT LTD	5,215,523	1.98	-	-	-	-	-	-	-	1.90
10	WELSPUN FINTRADE PVT LTD	3,050,000	1.16	-	-	-	-	-	-	-	1.11
	Sub Total	94,226,005	35.83	-	-	-	-	-	-	-	34.27
	FOREIGN CO-PROMOTERS										
1	Intech Metals S. A.	6,300,000	2.40	-	-	-	-	-	-	-	2.29
Sub Total		6,300,000	2.40	-	-	-	-	-	-	-	2.29
Total		100,526,005	38.23	-	0.00	0.00	-	0.00	-	0.00	36.56




01(c) (i) Statement showing holding of securities (including shares, warrants, convertible securities) of persons belonging to the category "Public" and holding more than 1% of the total number of shares of the Company

Sr. No.	Name of the shareholder	Number of shares held	Shares as a % of total number of shares i.e., Grand Total (A)+(B)+(C) indicated in Statement at para 01(e) above	Details of Warrants		Details of Convertible Securities		Total shares (including underlying shares assuming full conversion of warrants and convertible securities) as a % of diluted share capital
				Number of Warrants Held	As a % of total Warrants of the same class	Number of convertible Securities held	As a % of total convertible securities of the same class	
	II	III	IV	V	VI	VII	VIII	IX
1	Gracle Limited	35,038,889	13.33	-	-	-	-	12.74
2	J P Morgan Chase Bank, NA ADR Account (Custodian and against which Depository Receipts have been issued)	23,026,000	8.76	-	-	-	-	8.37
3	Life Insurance Corporation of India Ltd. & its Schemes	19,277,980	7.33	-	-	-	-	7.01
4	NIPON INVESTMENT AND FINANCE COMPANY PVT. LTD	8,130,000	3.09	-	-	-	-	2.96
5	MENTOR CAPITAL LIMITED	8,585,790	3.27	-	-	-	-	3.12
6	Simba Asia Ltd.	7,503,832	2.85	-	-	-	-	2.73
7	AKASH BHANSALI	3,983,506	1.51	-	-	-	-	1.45
8	EDGBASTON ASIAN EQUITY TRUST	3,224,026	1.23	-	-	-	-	1.17
9	RAKULESH TRAMBAKAL SHAH	2,730,580	1.04	-	-	-	-	0.99
	Holders of Foreign Currency Convertible Bonds	-	0.43	-	-	12,005,000	100.00	-
	TOTAL	111,540,603	42.40	-	13.00	-	-	40.55




(1)(c) (ii) Statement showing holding of securities (including shares, warrants, convertible securities) of persons (together with PAC) belonging to the category "Public" and holding more than 5% of the total number of shares of the Company

Sr. No.	Name(s) of the shareholder(s) and the Persons Acting in Concert (PAC) with them	Number of shares held	Shares as a % of total number of shares i.e., Grand Total (A)+(B)+(C) indicated in Statement at para (f)(a) above	Details of Warrants		Details of Convertible Securities		Total shares (including underlying shares assuming full conversion of warrants and convertible securities) as a % of diluted share capital
				Number of Warrants Held	As a % of total Warrants of the same class	Number of convertible Securities held	As a % of total convertible securities of the same class	
	II	III	IV	V	VI	VII	VIII	IX
1	Granele Limited	35,038,889	13.33					
2	JP Morgan Chase Bank, NA ADR Account (Custodian and against which Depository Receipts have been issued)	23,026,000	8.76	-	-	-	-	8.37
3	Life Insurance Corporation of India Ltd. & its Schemes	19,277,980	7.33	-	-	-	-	7.01
	TOTAL	77,342,869	29.41	-	-	-	-	15.39




(I)(d) Statement showing details of Locked-in shares

Sl. No.	Name of the shareholder	Category of Shareholders (Promoters/ Public)	No. of Shares	Locked-in shares as a % of total number of shares [i.e., Grand Total (A)+(B)+(C) indicated in Statement at para (I)(a) above]
1				0.00
TOTAL			-	0.00



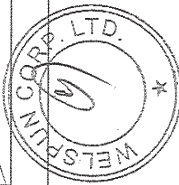
(II)(a) Statement showing details of Depository Receipts (DRs)

Sr. No.	Type of outstanding DR (ADRs, GDRs, SDRs, etc.)	Number of outstanding DRs	Number of shares underlying outstanding DRs	Shares underlying outstanding DRs as a % of total number of shares [i.e., Grand Total (A)+(B)+(C) indicated in Statement at para (I)(a) above]
1	Global Depository Receipts	23,026	23,026,000	8.76
		-	-	-
	TOTAL	23,026	23,026,000	8.76



(II)(b) Statement showing Holding of Depository Receipts (DRs), where underlying Shares held by Promoter/Promoter Group are in excess of 1% of the total number of shares

Sr. No.	Name of the DR Holder	Type of outstanding DR (ADRs, GDRs, SDRs, etc.)	Number of Shares underlying outstanding DRs	Shares underlying outstanding DRs as a percentage of total number of shares [i.e., Grand Total (A)+(B)+(C) indicated in Statement at para (I)(a) above]
1			-	-
2			-	-
TOTAL			-	-



(III) (a) Statement showing the voting pattern of shareholders, if more than one class of shares/securities is issued by the issuer.
(Give description of voting rights for each class of security.)

Class X: Equity Shares of Rs. 5 each fully paid-up ranking pari-passu in all respect

Class Y:

Class Z:)

Category Code	Category of Shareholder	Number of Voting Rights held in each class of securities			Total Voting Rights (III + IV + V)	Total Voting Rights i.e. (VI)	
		Class X (III)	Class Y (IV)	Class Z (V)		As a % of (A + B) (VII)	As a % of (A + B + C) (VIII)
(I)	(II)				(VI)		
(A)	Promoter and Promoter Group						
(1)	Indian						
(a)	Individuals/ Hindu Undivided Family	342	-	-	342	0.00	0.00
(b)	Central Government/ State Government(s)	-	-	-	-	-	-
(c)	Bodies Corporate	94,225,663	-	-	94,225,663	39.27	35.83
(d)	Financial Institutions/ Banks	-	-	-	-	-	-
(e)	Any Other (specify)	-	-	-	-	-	-
	Sub-Total (A)(1)	94,226,005	-	-	94,226,005	39.27	35.83
(2)	Foreign						
(a)	Individuals (Non-Resident Individuals/ Foreign Individuals)	-	-	-	-	-	-
(b)	Bodies Corporate	6,300,000	-	-	6,300,000	2.63	2.40
(c)	Institutions	-	-	-	-	-	-
(d)	Qualified Foreign Investor	-	-	-	-	-	-
(e)	Any Other (specify)	-	-	-	-	-	-
	Sub-Total (A)(2)	6,300,000	-	-	6,300,000	2.63	2.40
	Total Shareholding of Promoter and Promoter Group (A)= (A)(1)+(A)(2)	100,526,005	-	-	100,526,005	41.90	38.23
(B)	Public shareholding						
(1)	Institutions						
(a)	Mutual Funds/UTI	1,737,268	-	-	1,737,268	0.72	0.66
(b)	Financial Institutions/ Banks	22,396,389	-	-	22,396,389	9.33	8.52
(c)	Central Government/ State Government(s)	-	-	-	-	-	-
(d)	Venture Capital Funds	-	-	-	-	-	-
(e)	Insurance Companies	270,000	-	-	270,000	0.11	0.10
(f)	Foreign Institutional Investors	16,446,901	-	-	16,446,901	6.86	6.25
(g)	Foreign Venture Capital Investors	-	-	-	-	-	-
(h)	Qualified Foreign Investor	-	-	-	-	-	-
(i)	Any Other (specify)	-	-	-	-	-	-
	Sub-Total (B)(1)	40,850,558	-	-	40,850,558	17.03	15.54
(2)	Non-institutions						
(a)	Bodies Corporate	23,850,208	-	-	23,850,208	9.94	9.07
(b)	Individuals : - i. Individual shareholders holding nominal share capital up to Rs. 1 lakh.	16,312,746	-	-	16,312,746	6.80	6.20
	ii. Individual shareholders holding nominal share capital in excess of Rs. 1 lakh.	13,650,371	-	-	13,650,371	5.69	5.19
(c)	Qualified Foreign Investor	-	-	-	-	-	-
(d)	Any Other (specify)	-	-	-	-	-	-
(di)	Overseas-Bodies Corporate	42,542,721	-	-	42,542,721	17.73	16.18
(dii)	Unclaimed Shares	54,180	-	-	54,180	0.02	0.02
(diii)	Clearing Member	1,127,607	-	-	1,127,607	0.47	0.43
(div)	Non-resident Indians	932,403	-	-	932,403	0.39	0.35
(dvi)	Hindu Undivided Family	68,000	-	-	68,000	0.03	0.03
(dvi)	Trust	7,500	-	-	7,500	0.00	0.00
	Sub-Total (B)(2)	98,545,736	-	-	98,545,736	41.07	37.48
	Total Public Shareholding (B)= (B)(1)+(B)(2)	139,396,294	-	-	139,396,294	58.10	53.01
	TOTAL (A)+(B)	239,922,299	-	-	239,922,299	100.00	91.24
(C)	Shares held by Custodians and against which Depository Receipts have been issued	23,026,000	-	-	23,026,000	-	8.76
	GRAND TOTAL (A)+(B)+(C)	262,948,299	-	-	262,948,299	-	100.00

