

PART I
STATEMENT OF UNAUDITED FINANCIAL RESULTS
FOR THE FIRST QUARTER ENDED 30TH JUNE, 2013

(Figures in ₹ lakhs)

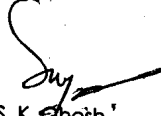
PARTICULARS	Quarter Ended On			Year Ended On 31.03.2013 (Audited)
	30.06.2013	31.03.2013	30.06.2012	
1 Income from Operations				
a) Net Sales / Income from Operations	1498	2701	3894	11855
b) Other Operating Income	40	25	10	51
Total Income from Operations (Net)	1538	2726	3904	11906
2 Expenses				
a) Cost of materials consumed	421	182	705	1022
b) Changes in inventories of Finished Goods, Work-in-Progress and Stock-in-Trade	(1633)	1717	(2255)	40
c) Employee Benefits Expense	1795	1305	3191	6452
d) Depreciation and Amortisation Expense	117	131	232	497
e) Power and Fuel	278	88	435	872
f) Other Expenses	336	256	579	1407
g) Total Expenses	1314	3679	2887	10290
3 Profit / (Loss) from Operations before Other Income, Finance Costs and Exceptional Items (1-2)	224	(953)	1017	1616
4 Other Income	29	76	44	277
5 Profit / (Loss) from Ordinary Activities before Finance Costs and Exceptional Items (3+4)	253	(877)	1061	1893
6 Finance Costs	1	(2)	5	13
7 Profit / (Loss) from Ordinary Activities after Finance Costs but before Exceptional Items (5-6)	252	(875)	1056	1880
8 Exceptional Items	-	-	-	-
9 Profit / (Loss) from Ordinary Activities before tax (7+8)	252	(875)	1056	1880
10 Tax Expense				
- Current Tax	-	360	-	360
- Deferred Tax	-	147	-	147
11 Net Profit / (Loss) from Ordinary Activities after Tax (9-10)	252	(1382)	1056	1373
12 Extraordinary Items (net of tax expense)	-	-	-	-
13 Net Profit / (Loss) for the period (11-12)	252	(1382)	1056	1373
14 Share of Profit / (Loss) of Associates	-	-	-	-
15 Minority Interest	-	-	-	-
16 Net Profit / (Loss) after Taxes, Minority Interest and Share of Profit / (Loss) of Associates (13+14+15)	252	(1382)	1056	1373
17 Paid up Equity Share Capital (Face Value of Rs.10/- each)	1195	1195	1071	1195
18 Reserves excluding Revaluation Reserve as per Balance Sheet of previous accounting year				5786
19 Earnings per Share (EPS)				
a) Basic and diluted EPS before Extraordinary items	2.11	(11.56)	9.86	11.49
b) Basic and diluted EPS after Extraordinary items	2.11	(11.56)	9.86	11.49
PART II				
A. PARTICULARS OF SHAREHOLDING				
1 Public shareholding				
Number of shares	3003005	3003005	1766474	3003005
Percentage of shareholding	25.13%	25.13%	16.49%	25.13%
2 Promoters and Promoter Group Shareholding				
a) Pledged/Encumbered				
Number of shares	-	-	-	-
Percentage of shares (as a % of the total shareholding of promoter and promoter group)	-	-	-	-
Percentage of shares (as a % of the total Share Capital of the Company)	-	-	-	-
b) Non-encumbered				
Number of shares	8947799	8947799	8947799	8947799
Percentage of shares (as a % of the total shareholding of promoter and promoter group)	100.00%	100.00%	100.00%	100.00%
Percentage of shares (as a % of the total Share Capital of the Company)	74.87%	74.87%	83.51%	74.87%
B. INVESTOR COMPLAINTS				
	Quarter ended on 30.06.2013			
Pending at the beginning of the quarter	-			
Received during the quarter	2			
Disposed of during the quarter	2			
Remaining unresolved at the end of the quarter	-			

Notes:

1. Cost of consumption of Green Leaf produced at the Company's own gardens, being raw material used for manufacture of Black Tea, is not ascertainable from financial accounting records since production involves an "integrated process" having various stages including growing, cultivation, manufacturing and marketing of Black Tea.
2. Harvesting and Manufacturing of Tea being seasonal in nature and more particularly because of considerable variations in the quantity and quality of produce, the quarterly figures relating to such operations are not indicative of the Annual Financial Results.
3. Pursuant to a Scheme of Arrangement sanctioned by the Hon'ble Gauhati High Court by its Order dated 16th December, 2013, the assets and liabilities of seven of its tea estates were transferred to James Warren Tea Limited with effect from 1st April, 2011; the Scheme became effective from 9th January, 2014 upon completion of requisite formalities.
4. As the ultimate Income-tax liability will depend on results for the year ending 31st March, 2014 and also in view of the seasonal nature of tea business, the position with regard to provisions for current tax and deferred tax will be determined at the end of the year.
5. Previous quarters'/ year's figures have been regrouped and rearranged wherever necessary. Figures for the quarter ended 30th June, 2012 include those relating to operations of the demerged undertaking also and are not comparable with other quarters/year.
6. Tea being the only business segment, no segment information is reported.
7. The Statutory Auditors have conducted "Limited Review" for the quarter ended 30th June, 2013 in terms of requirements of the Listing Agreements.
8. The observations made by the Statutory Auditors in their Limited Review Report on the aforesaid financial results have been dealt with in Note No. 4 above, which is self explanatory.
9. Upon appropriate recommendations by the Audit Committee of the Directors, the above Financial Results have been approved by the Board of Directors of the Company at its meeting held on 26th March, 2014.

Kolkata
26th March, 2014

Warren Tea Limited


S. K. Ghosh
Managing Director

PART I
STATEMENT OF UNAUDITED FINANCIAL RESULTS
FOR THE SECOND QUARTER AND HALF YEAR ENDED 30TH SEPTEMBER, 2013

(Figures in ₹ lakhs)

PARTICULARS	Quarter Ended On			Half Year ended on		Year Ended On 31.03.2013 (Audited)
	30.09.2013	30.06.2013	30.09.2012	30.09.2013	30.09.2012	
1 Income from Operations						
a) Net Sales / Income from Operations	5566	1498	9773	7064	13667	11855
b) Other Operating Income	29	40	29	69	39	51
Total Income from Operations (Net)	5595	1538	9802	7133	13706	11906
2 Expenses						
a) Cost of materials consumed	423	421	866	844	1571	1022
b) Changes in inventories of Finished Goods, Work-in-Progress and Stock-in-Trade	(505)	(1633)	(232)	(2138)	(2487)	40
c) Employee Benefits Expense	2106	1795	3341	3901	6532	6452
d) Depreciation and Amortisation Expense	123	117	241	240	473	497
e) Power and Fuel	404	278	704	682	1139	872
f) Other Expenses	532	336	820	868	1399	1407
g) Total Expenses	3083	1314	5740	4397	8627	10290
3 Profit / (Loss) from Operations before Other Income, Finance Costs and Exceptional Items (1-2)	2512	224	4062	2736	5079	1616
4 Other Income	75	29	138	104	182	277
5 Profit / (Loss) from Ordinary Activities before Finance Costs and Exceptional Items (3+4)	2587	253	4200	2840	5261	1893
6 Finance Costs	8	1	8	9	13	13
7 Profit / (Loss) from Ordinary Activities after Finance Costs but before Exceptional Items (5-6)	2579	252	4192	2831	5248	1880
8 Exceptional Items	-	-	-	-	-	-
9 Profit / (Loss) from Ordinary Activities before tax (7+8)	2579	252	4192	2831	5248	1880
10 Tax Expense						
- Current Tax	-	-	-	-	-	360
- Deferred Tax	-	-	-	-	-	147
11 Net Profit / (Loss) from Ordinary Activities after Tax (9-10)	2579	252	4192	2831	5248	1373
12 Extraordinary Items (net of tax expense)	-	-	-	-	-	-
13 Net Profit / (Loss) for the period (11-12)	2579	252	4192	2831	5248	1373
14 Share of Profit / (Loss) of Associates	-	-	-	-	-	-
15 Minority Interest	-	-	-	-	-	-
16 Net Profit / (Loss) after Taxes, Minority Interest and Share of Profit / (Loss) of Associates (13+14+15)	2579	252	4192	2831	5248	1373
17 Paid up Equity Share Capital (Face Value of Rs.10/- each)	1195	1195	1071	1195	1071	1195
18 Reserves excluding Revaluation Reserve as per Balance Sheet of previous accounting year						5786
19 Earnings per Share (EPS)						
a) Basic and diluted EPS before Extraordinary Items	21.58	2.11	39.14	23.69	49.00	11.49
b) Basic and diluted EPS after Extraordinary items	21.58	2.11	39.14	23.69	49.00	11.49
PART II						
A. PARTICULARS OF SHAREHOLDING						
1 Public shareholding						
Number of shares	3003005	3003005	1766474	3003005	1766474	3003005
Percentage of shareholding	25.13%	25.13%	16.49%	25.13%	16.49%	25.13%
2 Promoters and Promoter Group Shareholding						
a) Pledged/Encumbered						
Number of shares	-	-	-	-	-	-
Percentage of shares (as a % of the total shareholding of promoter and promoter group)	-	-	-	-	-	-
Percentage of shares (as a % of the total Share Capital of the Company)	-	-	-	-	-	-
b) Non-encumbered						
Number of shares	8947799	8947799	8947799	8947799	8947799	8947799
Percentage of shares (as a % of the total shareholding of promoter and promoter group)	100.00%	100.00%	100.00%	100.00%	100.00%	100.00%
Percentage of shares (as a % of the total Share Capital of the Company)	74.87%	74.87%	83.51%	74.87%	83.51%	74.87%
B. INVESTOR COMPLAINTS	Quarter ended on 30.09.2013					
Pending at the beginning of the quarter	-					
Received during the quarter	1					
Disposed of during the quarter	1					
Remaining unresolved at the end of the quarter	-					

(Figures in ₹ lakhs)

STATEMENT OF ASSETS AND LIABILITIES :


Particulars	Half Year ended on 30.09.2013	Year ended on 31.03.2013 (Audited)
A EQUITY AND LIABILITIES		
1 Shareholders' Funds		
a) Share Capital	1195	1195
b) Reserves and Surplus	10497	7666
	11692	8861
2 Non-Current Liabilities		
a) Deferred Tax Liabilities (Net)	28	28
b) Long Term Provisions	2280	2026
	2308	2054
3 Current Liabilities		
a) Short Term Borrowings	671	-
b) Trade Payables	929	739
c) Other Current Liabilities	992	1117
d) Short Term Provisions	295	559
	2887	2415
TOTAL	16887	13330
B ASSETS		
1 Non-Current Assets		
a) Fixed Assets	7443	7509
b) Non-Current Investments	160	160
c) Long Term Loans and Advances	1416	1254
	9019	8923
2 Current Assets		
a) Inventories	2539	575
b) Trade Receivables	4876	2765
c) Cash and Bank Balances	94	884
d) Short Term Loans and Advances	342	149
e) Other Current Assets	17	34
	7868	4407
TOTAL	16887	13330

Notes :

- Cost of consumption of Green Leaf produced at the Company's own gardens, being raw material used for manufacture of Black Tea, is not ascertainable from financial accounting records since production involves an "integrated process" having various stages including growing, cultivation, manufacturing and marketing of Black Tea.
- Harvesting and Manufacturing of Tea being seasonal in nature and more particularly because of considerable variations in the quantity and quality of produce, the quarterly figures relating to such operations are not indicative of the Annual Financial Results.
- Pursuant to a Scheme of Arrangement sanctioned by the Hon'ble Gauhati High Court by its Order dated 16th December, 2013, the assets and liabilities of seven of its tea estates were transferred to James Warren Tea Limited with effect from 1st April, 2011; the Scheme became effective from 9th January, 2014 upon completion of requisite formalities.
- As the ultimate Income-tax liability will depend on results for the year ending 31st March, 2014 and also in view of the seasonal nature of tea business, the position with regard to provisions for current tax and deferred tax will be determined at the end of the year.
- Previous periods' figures have been regrouped and rearranged wherever necessary. Figures for the quarter / half year ended on 30th September, 2012 include those relating to operations of the demerged undertaking also and are not comparable with other periods.
- Tea being the only business segment, no segment information is reported.
- The Statutory Auditors have conducted "Limited Review" for the quarter and half year ended on 30th September, 2013 in terms of requirements of the Listing Agreements.
- The observations made by the Statutory Auditors in their Limited Review Report on the aforesaid financial results have been dealt with in Note No. 4 above, which is self explanatory.
- Upon appropriate recommendations by the Audit Committee of the Directors, the above Financial Results have been approved by the Board of Directors of the Company at its meeting held on 26th March, 2014.

Kolkata
26th March, 2014

Warren Tea Limited


S. K. Ghosh
Managing Director

PART I
STATEMENT OF UNAUDITED FINANCIAL RESULTS
FOR THE THIRD QUARTER AND NINE MONTHS ENDED 31ST DECEMBER, 2013

(Figures in ₹ lakhs)


PARTICULARS	Quarter Ended On			Nine Months ended on		Year Ended On 31.03.2013 (Audited)
	31.12.2013	30.09.2013	31.12.2012	31.12.2013	31.12.2012	
1 Income from Operations						
a) Net Sales / Income from Operations	4741	5566	6129	11805	19796	11855
b) Other Operating Income	27	29	35	96	74	51
Total Income from Operations (Net)	4768	5595	6164	11901	19870	11906
2 Expenses						
a) Cost of materials consumed	173	423	1089	1017	2660	1022
b) Changes in Inventories of Finished Goods, Work-In-Progress and Stock-in-Trade	735	(505)	275	(1403)	(2212)	40
c) Employee Benefits Expense	1754	2106	2897	5655	9429	6452
d) Depreciation and Amortisation Expense	125	123	236	365	709	497
e) Power and Fuel	344	404	456	1026	1595	872
f) Other Expenses	643	532	606	1511	2005	1407
g) Total Expenses	3774	3083	5559	8171	14186	10290
3 Profit / (Loss) from Operations before Other Income, Finance Costs and Exceptional Items (1-2)	994	2512	605	3730	5684	1616
4 Other Income	31	75	122	135	304	277
5 Profit / (Loss) from Ordinary Activities before Finance Costs and Exceptional Items (3+4)	1025	2587	727	3865	5988	1893
6 Finance Costs	19	8	2	28	15	13
7 Profit / (Loss) from Ordinary Activities after Finance Costs but before Exceptional Items (5-6)	1006	2579	725	3837	5973	1880
8 Exceptional Items	-	-	-	-	-	-
9 Profit / (Loss) from Ordinary Activities before tax (7+8)	1006	2579	725	3837	5973	1880
10 Tax Expense						
- Current Tax	-	-	-	-	-	360
- Deferred Tax	-	-	-	-	-	147
11 Net Profit / (Loss) from Ordinary Activities after Tax (9-10)	1006	2579	725	3837	5973	1373
12 Extraordinary Items (net of tax expense)	-	-	-	-	-	-
13 Net Profit / (Loss) for the period (11-12)	1006	2579	725	3837	5973	1373
14 Share of Profit / (Loss) of Associates	-	-	-	-	-	-
15 Minority Interest	-	-	-	-	-	-
16 Net Profit / (Loss) after Taxes, Minority Interest and Share of Profit / (Loss) of Associates (13+14+15)	1006	2579	725	3837	5973	1373
17 Paid up Equity Share Capital (Face Value of Rs.10/- each)	1195	1195	1071	1195	1071	1195
18 Reserves excluding Revaluation Reserve as per Balance Sheet of previous accounting year						5786
19 Earnings per Share (EPS)						
a) Basic and diluted EPS before Extraordinary Items	8.42	21.58	6.77	32.11	55.77	11.49
b) Basic and diluted EPS after Extraordinary Items	8.42	21.58	6.77	32.11	55.77	11.49
PART II						
A. PARTICULARS OF SHAREHOLDING						
1 Public shareholding						
Number of shares	3003005	3003005	1766474	3003005	1766474	3003005
Percentage of shareholding	25.13%	25.13%	16.49%	25.13%	16.49%	25.13%
2 Promoters and Promoter Group Shareholding						
a) Pledged/Encumbered						
Number of shares	-	-	-	-	-	-
Percentage of shares (as a % of the total shareholding of promoter and promoter group)	-	-	-	-	-	-
Percentage of shares (as a % of the total Share Capital of the Company)	-	-	-	-	-	-
b) Non-encumbered						
Number of shares	8947799	8947799	8947799	8947799	8947799	8947799
Percentage of shares (as a % of the total shareholding of promoter and promoter group)	100.00%	100.00%	100.00%	100.00%	100.00%	100.00%
Percentage of shares (as a % of the total Share Capital of the Company)	74.87%	74.87%	83.51%	74.87%	83.51%	74.87%
B. INVESTOR COMPLAINTS	Quarter ended on 31.12.2013					
Pending at the beginning of the quarter	-					
Received during the quarter	1					
Disposed of during the quarter	1					
Remaining unresolved at the end of the quarter	-					

Notes :

1. Cost of consumption of Green Leaf produced at the Company's own gardens, being raw material used for manufacture of Black Tea, is not ascertainable from financial accounting records since production involves an "integrated process" having various stages including growing, cultivation, manufacturing and marketing of Black Tea.
2. Harvesting and Manufacturing of Tea being seasonal in nature and more particularly because of considerable variations in the quantity and quality of produce, the quarterly figures relating to such operations are not indicative of the Annual Financial Results.
3. Pursuant to a Scheme of Arrangement sanctioned by the Hon'ble Gauhati High Court by its Order dated 16th December, 2013, the assets and liabilities of seven of its tea estates were transferred to James Warren Tea Limited with effect from 1st April, 2011; the Scheme became effective from 9th January, 2014 upon completion of requisite formalities.
4. As the ultimate Income-tax liability will depend on results for the year ending 31st March, 2014 and also in view of the seasonal nature of tea business, the position with regard to provisions for current tax and deferred tax will be determined at the end of the year.
5. Previous periods' figures have been regrouped and rearranged wherever necessary. Figures for the quarter / nine months ended on 31st December, 2012 include those relating to operations of the demerged undertaking also and are not comparable with other periods.
6. Tea being the only business segment, no segment information is reported.
7. The Statutory Auditors have conducted "Limited Review" for the quarter and nine months ended on 31st December, 2013 in terms of requirements of the Listing Agreements.
8. The observations made by the Statutory Auditors in their Limited Review Report on the aforesaid financial results have been dealt with in Note No. 4 above, which is self explanatory.
9. Upon appropriate recommendations by the Audit Committee of the Directors, the above Financial Results have been approved by the Board of Directors of the Company at its meeting held on 26th March, 2014.

Kolkata
26th March, 2014

Warren Tea Limited



S. K. Ghosh

Managing Director