


Name of the Company : WALL STREET FINANCE LIMITED

Script Code Name of the scrip, class of security :

Quarter ended : 31/03/2014

Partly paid-up shares :-	No. of partly paid-up shares	As a % of total no. of partly paid-up shares	As a % of total no. of shares of the company
Held by promoter/ promoter group		0.00	0.00
Held by public		0.00	0.00
<b>Total</b>	<b>0</b>	<b>0.00</b>	<b>0.00</b>
Outstanding convertible securities	No. of outstanding securities	As a % of total no. of outstanding convertible securities	As a % of total no. of shares of the company, assuming full conversion of the convertible securities
Held by promoter/ promoter group		0.00	0.00
Held by public		0.00	0.00
<b>Total</b>	<b>0</b>	<b>0.00</b>	<b>0.00</b>
Warrants	No. of Warrants	As a % of total no. of Warrants	As a % of total no. of shares of the company, assuming full conversion of warrants
Held by promoter/ promoter group	0	0.00	0.00
Held by public	0	0.00	0.00
<b>Total</b>	<b>0</b>	<b>0.00</b>	<b>0.00</b>
Total paid-up capital of the company, assuming full conversion of warrants convertible securities	11571800		100.00
<b>Total (A+B+C)+ D+E+F)</b>			

**FOR WALL STREET FINANCE LIMITED**  
  
**VANDITA AGARWAL**  
**COMPANY SECRETARY**

**Statement Showing Shareholding Pattern**

Table (I)(e)

Category Code	Category of Shareholder	Number of Shareholders	Total Number Of Shares	Number of Shares held in		Total Shareholding as a percentage of total number of shares	As a Percentage of (A+B) (A+B)	As a Percentage of (A+B+C) (A+B+C)	Number of Shares	Shares Pledged or otherwise encumbered	As a percentage (IX)=(VIII)/(IV) *100
				Dematerialised Shares	Form						
(I)	(II)	(III)	(IV)	(V)	(VI)	(VII)	(VIII)	(IX)			

**(A) Shareholding of Promoter and Promoter Group<sup>2</sup>**

**1. INDIAN**

(a)	INDIVIDUAL / HUF	0	0	0	0.0000	0.0000	0	0.00
(b)	CENTRAL / STATE GOVERNMENT(S)	0	0	0	0.0000	0.0000	0	0.00
(c)	BODIES CORPORATE	1	7223894	7223894	62.4267	62.4267	0	0.00
(d)	FINANCIAL INSTITUTIONS / BANKS	0	0	0	0.0000	0.0000	0	0.00
(e)	ANY OTHERS (Specify)	0	0	0	0.0000	0.0000	0	0.00
(f)	DIRECTORS / RELATIVES	0	0	0	0.0000	0.0000	0	0.00
(g)	GROUP COMPANIES	0	0	0	0.0000	0.0000	0	0.00
<b>SUB TOTAL (A/1) :</b>		<b>1</b>	<b>7223894</b>	<b>7223894</b>	<b>62.4267</b>	<b>62.4267</b>	<b>0</b>	<b>0.00</b>

**2. FOREIGN**


(a)	INDIVIDUAL	0	0	0	0.0000	0.0000	0	0.00
(b)	BODIES CORPORATE	0	0	0	0.0000	0.0000	0	0.00
(c)	INSTITUTIONS	0	0	0	0.0000	0.0000	0	0.00
(d)	QUALIFIED FOREIGN INVESTOR	0	0	0	0.0000	0.0000	0	0.00
(e)	ANY OTHERS (Specify)	0	0	0	0.0000	0.0000	0	0.00
<b>SUB TOTAL (A/2) :</b>		<b>0</b>	<b>0</b>	<b>0</b>	<b>0.0000</b>	<b>0.0000</b>	<b>0</b>	<b>0.00</b>

Total holding for promoters (A)=(A/1) + (A/2)

**(B) Public shareholding**

**1. INSTITUTIONS**

(a)	MUTUAL FUNDS / UTI	0	0	0	0.0000	0.0000	0	0.00
(b)	FINANCIAL INSTITUTIONS / BANKS	1	100	100	0.0009	0.0009	0	0.00
(c)	CENTRAL / STATE GOVERNMENT(S)	0	0	0	0.0000	0.0000	0	0.00
(d)	VENTURE CAPITAL FUNDS	0	0	0	0.0000	0.0000	0	0.00
(e)	INSURANCE COMPANIES	0	0	0	0.0000	0.0000	0	0.00
(f)	FIIS	0	0	0	0.0000	0.0000	0	0.00
(g)	FOREIGN VENTURE CAPITAL INVESTORS	0	0	0	0.0000	0.0000	0	0.00


  
**WALL STREET FINANCE LIMITED**  
 VANDITA AGRAWAL  
 COMPANY SECRETARY

**Statement Showing Shareholding Pattern**

Table (I)(a)

Category of Shareholder	Number of Shareholders	Total Number Of Shares	Number of Shares held in		As a Percentage of (A+B)	As a Percentage of (A+B+C)	Number of Shares otherwise encumbered	As a Percentage (IX)=(VIIII)/(IV)*100
			Dematerialised form	Total Shareholding as a percentage of total number of shares				
(I)	(II)	(III)	(IV)	(V)	(VI)	(VII)	(VIII)	(IX)= (VIIII)/(IV) *100

(h) QUALIFIED FOREIGN INVESTOR	0	0	0	0	0.0000	0.0000	0	0.00
(i) ANY OTHERS (Specify)	0	0	0	0	0.0000	0.0000	0	0.00
<b>SUB TOTAL (B)(1) :</b>	<b>1</b>	<b>100</b>	<b>100</b>	<b>100</b>	<b>0.00009</b>	<b>0.00009</b>	<b>0</b>	<b>0.00</b>

**B.2. Non-institutions**

(a) BODIES CORPORATE	138	923285	894635	79788	79788	79788	0	0.00
(b) INDIVIDUAL (CAPITAL UP TO Rs. 1 Lakh)	6788	2404347	1344988	207776	207776	207776	0	0.00
(ii) (CAPITAL GREATER THAN Rs. 1 Lakh)	23	917045	917045	79248	79248	79248	0	0.00
(c) QUALIFIED FOREIGN INVESTOR	0	0	0	0	0.0000	0.0000	0	0.00
(d) ANY OTHERS (Specify)	0	0	0	0	0.0000	0.0000	0	0.00
(i) TRUSTS	0	0	0	0	0.0000	0.0000	0	0.00
(ii) CLEARING MEMBER	16	33265	33265	0.2875	0.2875	0.2875	0	0.00
(iii) DIRECTORS / RELATIVES	0	0	0	0.0000	0.0000	0.0000	0	0.00
(iv) EMPLOYEE	0	0	0	0.0000	0.0000	0.0000	0	0.00
(v) NON RESIDENT INDIANS (NRI)	32	69864	69864	0.6037	0.6037	0.6037	0	0.00
(vi) OVERSEAS BODIES CORPORATES	0	0	0	0.0000	0.0000	0.0000	0	0.00
(vii) UNCLAIMED SUSPENSE ACCOUNT	0	0	0	0.0000	0.0000	0.0000	0	0.00
<b>SUB TOTAL (B)(2) :</b>	<b>6997</b>	<b>4347806</b>	<b>3259797</b>	<b>375724</b>	<b>375724</b>	<b>375724</b>	<b>0</b>	<b>0.00</b>
<b>Total Public Shareholding (B)-(B)(1) + (B)(2)</b>	<b>6998</b>	<b>4347906</b>	<b>3259897</b>	<b>375733</b>	<b>375733</b>	<b>375733</b>	<b>0</b>	<b>0.00</b>
<b>Total (A) + (B) :</b>	<b>6999</b>	<b>11571800</b>	<b>10483791</b>	<b>100.0000</b>	<b>100.0000</b>	<b>100.0000</b>	<b>0</b>	<b>0.00</b>

(C) Shares held by Custodians and against which Depository Receipts have been issued

(i) Promoter and Promoter Group	0	0	0	0	0.0000	0.0000	0	0.00
(ii) Public	0	0	0	0	0.0000	0.0000	0	0.00
<b>SUB TOTAL (C)(1) :</b>	<b>0</b>	<b>0</b>	<b>0</b>	<b>0</b>	<b>0.00000</b>	<b>0.00000</b>	<b>0</b>	<b>0.00</b>



Grand Total (A) + (B) + (C)      6999      14571800      10483791      100      100,0000      0      0.00

NOTES:  
1) NAME, NUMBER OF SHARES HELD & PERCENTAGE OF ENTITIES / PERSONS HOLDING MORE THAN 1% OF THE TOTAL SHARES OF THE COMPANY IS AS PER ANNEXURE

(I)(b) Statement showing holding of securities (including shares, warrants, convertible securities) of persons belonging to the category "Promoter and Promoter Group"

Sr.No	Name of the Shareholder	Total shares held		Encumbered shares (%)		Details of warrants		Details of convertible securities		Total shares (including underlying shares assuming full conversion of warrants and convertible securities) as a % of diluted share capital	
		Number of shares	As a % of grand total (A)+(B)+(C)	Number	As a percentage (A)+(B)+(C) of grand total (IXa)	Number of warrants held	As a % of total warrants held of the same class	Number of convertible securities held	As a % of total convertible securities of the same class		
(I)	(II)	(III)	(IV)	(V)	(VI)=(V)/(III)* 100	(VII)	(VIII)	(IX)	(X)	(XI)	(XII)
1	SMARTVALUE VENTURES PRIVATE LIMITED	7223894	62.4267	0	0.00	0.0000	0	0	0	0	0
TOTAL:		7223894	62.4267	0	0.00	0.0000	0	0	0	0	0

PRINTED ON: 03/04/2014

PAGE NO: 1

(I)(c)(i) Statement showing holding of securities (including shares, warrants, convertible securities) of persons belonging to the category "Public" and holding more than 1% of the total number of shares.

Sr.No	Name of the shareholder	Number of shares	Shares as a percentage of total number of shares (i.e. Grand Total (A) +(B)+(C) indicated in Statement at para (I) (a) above)	Details of warrants		Details of convertible securities		Total shares (including underlying shares assuming full conversion of warrants and convertible securities) as a % of diluted share capital
				Number of warrants	As a % of total warrants held of the same class	Number of convertible securities held	% w.r.t. total convertible securities of the same class	
1	NIKKI SECURITIES PVT LTD	292202	2.5231	0	0	0	0	0
2	JAGDISH HIROO BHARWANI	2000000	1.7283	0	0	0	0	0
3	PATEL INTEGRATED LOGISTICS LTD.	165000	1.4259	0	0	0	0	0
4	MANOJ J BAGADIA	119792	1.0352	0	0	0	0	0
TOTAL:		776994	6.7145	0	0	0	0	0

Printed Date: 03/04/2014

PAGE NO: 1

for V ALL STREET FINANCE LIMITED

Print Date: 03/04/2014

Page 4 of 6

VANDESH KADANWAL  
COMPANY SECRETARY

(1)(c)(ii) Statement showing holding of securities (including shares, warrants, convertible securities) of persons (together with PAC) belonging to the category "Public" and holding more than 5% of the total number of shares of the company.


SR NO	Number of shares	Details of warrants		Details of convertible securities		Total shares (including underlying shares assuming full conversion of warrants and convertible securities) as a % of diluted share capital
		Number of warrants held	As a % total number of warrants of the same class	Number of convertible securities held	% w.r.t. total number of convertible securities of the same class	
1		0	0	0	0	0
<b>TOTAL:</b>						
		0	0	0	0	0

Printed Date : 03/04/2014

(1)(d) Statement showing details of locked-in shares

AS ON : 31/03/2014

Sr No	Name of the shareholder	Number of locked-in shares	Locked-in shares as a percentage of total number of shares (i.e. Grand Total (A)+(B)+ (C) indicated in Statement at para (1)(a) above)	Promoter / Promoter Group / Public
<b>TOTAL:</b>				


  
**FOR SMALL FRIED FINANCE LIMITED**  
**VANDANA ARWAL**  
**COMPLAINT SECRETARY**

(10)(a) Statement showing details of Depository Receipts (DRs)

Sr. No.	Type of Outstanding DR (ADRs,GDRs,SDRs etc.)	No of Outstanding DRs	No of Shares underlying outstanding DRs	Shares underlying outstanding DRs as a Percentage of total number of shares (i.e Grand Total (A)+(B) + (C) Indicated in statement at para(1) (a) above)
1	GDRs			
TOTAL:				

(11) (b) Statement showing holding of Depository Receipts (DRs), where underlying shares held by 'promoter / promoter group' are in excess of 1% of the total number of shares.

Sr.No	Name of the DR Holder	Type of Outstanding DR (ADRs,GDRs,SDRs etc.)	No of Shares underlying outstanding DRs.	Shares underlying outstanding DRs as a Percentage of total number of shares (i.e Grand Total (A)+(B)+(C) Indicated in statement at Para (1) (a) above)
TOTAL:				

FOR WALL STREET FINANCE LIMITED  
  
 VANDITA PARWAL  
 COMPANY SECRETARY