

Statement showing Shareholding Pattern

Name of the Company: Wadala Commodities Limited
 Scrip Code, Name of the scrip, class of security: 519035, Wadala Commodities Limited, Equity
 As on: 31st March 2014


Sheet 1

Partly paid-up shares	Number of partly paid-up shares	As a Percentage of total number of partly paid-up shares	As a Percentage of total number of shares of the company
Held by promoter / promoter group	0	0.00%	0.00%
Held by public	0	0.00%	0.00%
Total	0	0.00%	0.00%
Outstanding convertible securities	Number of outstanding securities	As a Percentage of total number of outstanding convertible securities	As a Percentage of total number of shares of the company, assuming full conversion of the convertible securities
Held by promoter / promoter group	0	0.00%	0.00%
Held by public	0	0.00%	0.00%
Total	0	0.00%	0.00%
Warrants	Number of Warrants	As a Percentage of total number of warrants	As a Percentage of total number of shares of the company, assuming full conversion of warrants
Held by promoter / promoter group	0	0.00%	0.00%
Held by public	0	0.00%	0.00%
Total	0	0.00%	0.00%
Total paid-up capital of the company, assuming full conversion of warrants and convertible securities	21626238		

Category code	Category of shareholder	Number of shareholders	Total number of shares	Number of shares held in dematerialized form	Total shareholding as a percentage of total number of shares		Shares pledged or otherwise encumbered	
					As a percentage of (A+B) ¹	As a percentage of (A+B+C)	Number of Shares	As a Percentage
(A)	Shareholding of Promoter and Promoter Group ²							
(1)	Indian							
(a)	Individuals/ Hindu Undivided Family	0	0	0	0.00%	0.00%	0	0.00%
(b)	Central Government/ State Government(s)	0	0	0	0.00%	0.00%	0	0.00%
(c)	Bodies Corporate	1	11046635	11046635	51.08%	51.08%	0	0.00%
(d)	Financial Institutions/ Banks	0	0	0	0.00%	0.00%	0	0.00%
(e)	Any Other (specify)	0	0	0	0.00%	0.00%	0	0.00%
	Sub-Total (A)(1)	1	11046635	11046635	51.08%	51.08%	0	0.00%




Category code	Category of shareholder	Number of shareholders	Total number of shares	Number of shares held in dematerialized form	Total shareholding as a percentage of total number of shares		Shares pledged or otherwise encumbered
					As a percentage of (A+B) ¹	As a percentage of (A+B+C)	
(2)	Foreign						
(a)	Individuals (Non-Resident Individuals/ Foreign Bodies Corporate)	0	0	0	0.00%	0.00%	0
(b)	Bodies Corporate	0	0	0	0.00%	0.00%	0
(c)	Institutions	0	0	0	0.00%	0.00%	0
(d)	Qualified Foreign Investor	0	0	0	0.00%	0.00%	0
(e)	Any Other (specify)	0	0	0	0.00%	0.00%	0
(f)	Sub-Total (A)(2)	0	0	0	0.00%	0.00%	0
(g)	Total Shareholding of Promoter and Promoter Group (A) = (A)(1)+(A)(2)	1	11046635	11046635	51.08%	51.08%	0
(B)	Public shareholding ³						
(1)	Institutions						
(a)	Mutual Funds / UTI	0	0	0	0.00%	0.00%	0
(b)	Financial Institutions/ Banks	0	0	0	0.00%	0.00%	0
(c)	Central Government/ State Government(s)	0	0	0	0.00%	0.00%	0
(d)	Venture Capital Funds	0	0	0	0.00%	0.00%	0
(e)	Insurance Companies	0	0	0	0.00%	0.00%	0
(f)	Foreign Institutional Investors	0	0	0	0.00%	0.00%	0
(g)	Foreign Venture Capital Investors	0	0	0	0.00%	0.00%	0
(h)	Qualified Foreign Investor	0	0	0	0.00%	0.00%	0
(i)	Any Other (specify)	0	0	0	0.00%	0.00%	0
(j)	Sub-Total (B)(1)	0	0	0	0.00%	0.00%	0
(2)	Non-Institutions						
(a)	Bodies Corporate	119	488599	488299	2.26%	2.26%	0
(b)	Individuals - i. Individual shareholders holding nominal share capital up to Rs. 1 lakh.	8283	8016089	7839022	37.07%	37.07%	0
	ii. Individual shareholders holding nominal share capital in excess of Rs. 1 lakh.	8	1747090	1747090	8.08%	8.08%	0
(c)	Qualified Foreign Investor	0	0	0	0.00%	0.00%	0
(d)	Any Other (NRI)	48	327825	327825	1.52%	1.52%	0
	Sub-Total (B)(2)	8458	10579603	10402236	48.92%	48.92%	0
	Total Public Shareholding (B) = (B)(1)+(B)(2)	8458	10579603	10402236	48.92%	48.92%	0
(C)	TOTAL (A)+(B) Shares held by Custodians and against which Depository Receipts have been issued	8459	21626238	2144871	100.00%	100.00%	0
	GRAND TOTAL (A)+(B)+(C)	8459	21626238	2144871	100.00%	100.00%	0



(1)(b)

Statement showing Shareholding of persons belonging to the category "Promoter and Promoter Group"

Sr. No.	Name of the shareholder	Details of Shares Held		Encumbered Shares		Shares as a percentage of total number of shares (i.e., Grand Total (A)+(B)+(C) indicated in Statement at para (1)(a) above)	Details of Warrants		Details of Convertible		Total Shares (including underlying shares assuming full conversion of warrants and convertible securities) as a % of diluted share 51.08%	
		Number of shares	Shares as a percentage of total number of shares (i.e., Grand Total (A)+(B)+(C) indicated in Statement at para (1)(a) above)	Number of shares pledged or otherwise encumbered	As a Percentage		Number of Warrants Held	As a % total number of warrants of the same class	Number of Convertible Securities Held	As a % total number of convertible securities of the same class		
1	Godrej & Boyce Mfg. Co. Ltd.	11046635	51.08%	0	0.00%	0	0.00%	0	0.00%	0	0.00%	51.08%
2	Burjis Nadir Godrej	0	0.00%	0	0.00%	0	0.00%	0	0.00%	0	0.00%	0.00%
3	Freya Vijay Crishna	0	0.00%	0	0.00%	0	0.00%	0	0.00%	0	0.00%	0.00%
4	Nadir Burjorji Godrej	0	0.00%	0	0.00%	0	0.00%	0	0.00%	0	0.00%	0.00%
5	Navroze Jamshyd Godrej	0	0.00%	0	0.00%	0	0.00%	0	0.00%	0	0.00%	0.00%
6	Nisaba Adi Godrej	0	0.00%	0	0.00%	0	0.00%	0	0.00%	0	0.00%	0.00%
7	Nvika Vijay Crishna	0	0.00%	0	0.00%	0	0.00%	0	0.00%	0	0.00%	0.00%
8	Poojisha Adi Godrej	0	0.00%	0	0.00%	0	0.00%	0	0.00%	0	0.00%	0.00%
9	Raika Jamshyd Godrej	0	0.00%	0	0.00%	0	0.00%	0	0.00%	0	0.00%	0.00%
10	Rati Nadir Godrej	0	0.00%	0	0.00%	0	0.00%	0	0.00%	0	0.00%	0.00%
11	Rishad Kaikushru Naoroji	0	0.00%	0	0.00%	0	0.00%	0	0.00%	0	0.00%	0.00%
12	Sohrab Nadir Godrej	0	0.00%	0	0.00%	0	0.00%	0	0.00%	0	0.00%	0.00%
13	Tanya Anind Dubash	0	0.00%	0	0.00%	0	0.00%	0	0.00%	0	0.00%	0.00%
14	Godrej Investments Pvt. Ltd.	0	0.00%	0	0.00%	0	0.00%	0	0.00%	0	0.00%	0.00%
15	Godrej Efacec Automation & Robotics Ltd.	0	0.00%	0	0.00%	0	0.00%	0	0.00%	0	0.00%	0.00%
16	Godrej (Malaysia) Sdn. Bhd.	0	0.00%	0	0.00%	0	0.00%	0	0.00%	0	0.00%	0.00%
17	Godrej (Singapore) Pte. Ltd.	0	0.00%	0	0.00%	0	0.00%	0	0.00%	0	0.00%	0.00%
18	Mercury Mfg. Co. Ltd.	0	0.00%	0	0.00%	0	0.00%	0	0.00%	0	0.00%	0.00%
19	Veromatic International BV	0	0.00%	0	0.00%	0	0.00%	0	0.00%	0	0.00%	0.00%
20	Sheetak Inc.	0	0.00%	0	0.00%	0	0.00%	0	0.00%	0	0.00%	0.00%
21	G&B Enterprises (Mauritius) Pvt. Ltd.	0	0.00%	0	0.00%	0	0.00%	0	0.00%	0	0.00%	0.00%
22	Veromatic Services B.V.	0	0.00%	0	0.00%	0	0.00%	0	0.00%	0	0.00%	0.00%
23	Water Wonder Benelux BV	0	0.00%	0	0.00%	0	0.00%	0	0.00%	0	0.00%	0.00%
24	T Dragon Pte Ltd.	0	0.00%	0	0.00%	0	0.00%	0	0.00%	0	0.00%	0.00%
25	Godrej (Vietnam) Co. Ltd.	0	0.00%	0	0.00%	0	0.00%	0	0.00%	0	0.00%	0.00%
26	Cartini India Ltd.	0	0.00%	0	0.00%	0	0.00%	0	0.00%	0	0.00%	0.00%
27	Godrej Holdings Pvt. Ltd.	0	0.00%	0	0.00%	0	0.00%	0	0.00%	0	0.00%	0.00%
28	Busbar Systems (India) Limited	0	0.00%	0	0.00%	0	0.00%	0	0.00%	0	0.00%	0.00%
29	Godrej & Boyce Enterprise LLP	0	0.00%	0	0.00%	0	0.00%	0	0.00%	0	0.00%	0.00%
30	Urban Electric Power LLC	0	0.00%	0	0.00%	0	0.00%	0	0.00%	0	0.00%	0.00%
31	Godrej & Khimji (Middle East) LLC	0	0.00%	0	0.00%	0	0.00%	0	0.00%	0	0.00%	0.00%
32	Mukeshwar Realty Pvt. Ltd.	0	0.00%	0	0.00%	0	0.00%	0	0.00%	0	0.00%	0.00%
33	Parekh Agency Pvt. Ltd.	0	0.00%	0	0.00%	0	0.00%	0	0.00%	0	0.00%	0.00%
34	Future Factory LLP	0	0.00%	0	0.00%	0	0.00%	0	0.00%	0	0.00%	0.00%
35	ABG Venture LLP	0	0.00%	0	0.00%	0	0.00%	0	0.00%	0	0.00%	0.00%
36	JNG Enterprise LLP	0	0.00%	0	0.00%	0	0.00%	0	0.00%	0	0.00%	0.00%
37	SVC Enterprise LLP	0	0.00%	0	0.00%	0	0.00%	0	0.00%	0	0.00%	0.00%
38	RKN Enterprise LLP	0	0.00%	0	0.00%	0	0.00%	0	0.00%	0	0.00%	0.00%
39	NBG Enterprise LLP	0	0.00%	0	0.00%	0	0.00%	0	0.00%	0	0.00%	0.00%
40	Mr. Adil B. Godrej	0	0.00%	0	0.00%	0	0.00%	0	0.00%	0	0.00%	0.00%
41	Ms. Parmeshwar A. Godrej	0	0.00%	0	0.00%	0	0.00%	0	0.00%	0	0.00%	0.00%
42	Master Hormuzd N. Godrej	0	0.00%	0	0.00%	0	0.00%	0	0.00%	0	0.00%	0.00%
43	Mr. Jamshyd N. Godrej	0	0.00%	0	0.00%	0	0.00%	0	0.00%	0	0.00%	0.00%
44	Ms. Pheroza J. Godrej	0	0.00%	0	0.00%	0	0.00%	0	0.00%	0	0.00%	0.00%
45	Ms. Smita V. Crishna	0	0.00%	0	0.00%	0	0.00%	0	0.00%	0	0.00%	0.00%
46	Mr. Vijay M. Crishna	0	0.00%	0	0.00%	0	0.00%	0	0.00%	0	0.00%	0.00%
47	Godrej Infotech Ltd.	0	0.00%	0	0.00%	0	0.00%	0	0.00%	0	0.00%	0.00%
48	Geometric Ltd.	0	0.00%	0	0.00%	0	0.00%	0	0.00%	0	0.00%	0.00%
49	Godrej International Ltd	0	0.00%	0	0.00%	0	0.00%	0	0.00%	0	0.00%	0.00%
50	Ensemble Holdings & Finance Ltd.	0	0.00%	0	0.00%	0	0.00%	0	0.00%	0	0.00%	0.00%
51	Godrej International Trading & Investments Pte Ltd	0	0.00%	0	0.00%	0	0.00%	0	0.00%	0	0.00%	0.00%
52	Natures Basket Ltd.	0	0.00%	0	0.00%	0	0.00%	0	0.00%	0	0.00%	0.00%
53	Vora Soaps Ltd.	0	0.00%	0	0.00%	0	0.00%	0	0.00%	0	0.00%	0.00%
54	Godrej Industries Ltd.	0	0.00%	0	0.00%	0	0.00%	0	0.00%	0	0.00%	0.00%
55	Anamudi Real Estates LLP	0	0.00%	0	0.00%	0	0.00%	0	0.00%	0	0.00%	0.00%
56	Godrej Properties Ltd.	0	0.00%	0	0.00%	0	0.00%	0	0.00%	0	0.00%	0.00%



57	Godrej Realty Pvt. Ltd.	0	0.00%	0	0.00%	0	0.00%	0	0.00%	0	0.00%	0	0.00%	0	0.00%	0.00%
58	Godrej Real Estate Pvt. Ltd.	0	0.00%	0	0.00%	0	0.00%	0	0.00%	0	0.00%	0	0.00%	0	0.00%	0.00%
59	Godrej Developers Pvt. Ltd.	0	0.00%	0	0.00%	0	0.00%	0	0.00%	0	0.00%	0	0.00%	0	0.00%	0.00%
60	Godrej Sea View Properties Pvt. Ltd.	0	0.00%	0	0.00%	0	0.00%	0	0.00%	0	0.00%	0	0.00%	0	0.00%	0.00%
61	Godrej Estate Developers Pvt. Ltd.	0	0.00%	0	0.00%	0	0.00%	0	0.00%	0	0.00%	0	0.00%	0	0.00%	0.00%
62	Happy Highrises Ltd.	0	0.00%	0	0.00%	0	0.00%	0	0.00%	0	0.00%	0	0.00%	0	0.00%	0.00%
63	Godrej Buildwell Pvt. Ltd.	0	0.00%	0	0.00%	0	0.00%	0	0.00%	0	0.00%	0	0.00%	0	0.00%	0.00%
64	Godrej Buildcon Pvt. Ltd.	0	0.00%	0	0.00%	0	0.00%	0	0.00%	0	0.00%	0	0.00%	0	0.00%	0.00%
65	Godrej Projects Development Pvt. Ltd.	0	0.00%	0	0.00%	0	0.00%	0	0.00%	0	0.00%	0	0.00%	0	0.00%	0.00%
66	Godrej Premium Builders Pvt. Ltd.	0	0.00%	0	0.00%	0	0.00%	0	0.00%	0	0.00%	0	0.00%	0	0.00%	0.00%
67	Godrej Garden City Properties Pvt. Ltd.	0	0.00%	0	0.00%	0	0.00%	0	0.00%	0	0.00%	0	0.00%	0	0.00%	0.00%
68	Godrej Mandi Hills Project Pvt. Ltd.	0	0.00%	0	0.00%	0	0.00%	0	0.00%	0	0.00%	0	0.00%	0	0.00%	0.00%
69	Godrej Landmark Redevelopers Pvt. Ltd.	0	0.00%	0	0.00%	0	0.00%	0	0.00%	0	0.00%	0	0.00%	0	0.00%	0.00%
70	Godrej Redevelopers (Mumbai) Pvt. Ltd.	0	0.00%	0	0.00%	0	0.00%	0	0.00%	0	0.00%	0	0.00%	0	0.00%	0.00%
71	Godrej Green Homes Ltd.	0	0.00%	0	0.00%	0	0.00%	0	0.00%	0	0.00%	0	0.00%	0	0.00%	0.00%
72	Wonder City Buildcon Pvt. Ltd.	0	0.00%	0	0.00%	0	0.00%	0	0.00%	0	0.00%	0	0.00%	0	0.00%	0.00%
73	Godrej Vikhroli Properties LLP	0	0.00%	0	0.00%	0	0.00%	0	0.00%	0	0.00%	0	0.00%	0	0.00%	0.00%
74	Mosaic Landmark LLP	0	0.00%	0	0.00%	0	0.00%	0	0.00%	0	0.00%	0	0.00%	0	0.00%	0.00%
75	Godrej Agrovet Limited	0	0.00%	0	0.00%	0	0.00%	0	0.00%	0	0.00%	0	0.00%	0	0.00%	0.00%
76	Golden Feed Products Ltd.	0	0.00%	0	0.00%	0	0.00%	0	0.00%	0	0.00%	0	0.00%	0	0.00%	0.00%
77	Godrej Tyson Foods Ltd.	0	0.00%	0	0.00%	0	0.00%	0	0.00%	0	0.00%	0	0.00%	0	0.00%	0.00%
78	Aadhaar Retailing Limited	0	0.00%	0	0.00%	0	0.00%	0	0.00%	0	0.00%	0	0.00%	0	0.00%	0.00%
79	Polchem Hygiene Laboratories Pvt. Ltd.	0	0.00%	0	0.00%	0	0.00%	0	0.00%	0	0.00%	0	0.00%	0	0.00%	0.00%
80	Creamline Dairy Products Ltd.	0	0.00%	0	0.00%	0	0.00%	0	0.00%	0	0.00%	0	0.00%	0	0.00%	0.00%
81	ACI Godrej Agrovet Private. Ltd.	0	0.00%	0	0.00%	0	0.00%	0	0.00%	0	0.00%	0	0.00%	0	0.00%	0.00%
82	Godrej Seeds & Genetics Ltd.	0	0.00%	0	0.00%	0	0.00%	0	0.00%	0	0.00%	0	0.00%	0	0.00%	0.00%
83	SEALAC Agro Ventures Ltd.	0	0.00%	0	0.00%	0	0.00%	0	0.00%	0	0.00%	0	0.00%	0	0.00%	0.00%
84	Godvet Agrochem Ltd.	0	0.00%	0	0.00%	0	0.00%	0	0.00%	0	0.00%	0	0.00%	0	0.00%	0.00%
85	Godrej Consumer Products Ltd.	0	0.00%	0	0.00%	0	0.00%	0	0.00%	0	0.00%	0	0.00%	0	0.00%	0.00%
86	Tahir Properties Ltd.	0	0.00%	0	0.00%	0	0.00%	0	0.00%	0	0.00%	0	0.00%	0	0.00%	0.00%
	Total	1.1046635	51.08%	0	0.00%	0	0.00%	0	0.00%	0	0.00%	0	0.00%	0	0.00%	51.08%

(*) The term "encumbrance" has the same meaning as assigned to it in regulation 28(c) of the SAST Regulations, 2011




(1)(c)(i) Statement showing holding of securities (including shares, warrants, convertible securities) of persons belonging to the category "Public" and holding more than 1% of the total number of shares

Sr. No.	Name of the shareholder	Number of shares	Shares as a percentage of total number of shares (i.e., Grand Total (A)+(B)+(C) indicated in Statement at para (1)(a) above)	Details of Warrants		Details of Convertible Securities		Total Shares (including underlying shares assuming full conversion of warrants and convertible securities) as a % of diluted share capital
				Number of Warrants Held	As a % total number of warrants of the same class	Number of Convertible Securities Held	As a % total number of convertible securities of the same class	
1	HITESH RAMJI JHAVERI	670000	3.10%	0	0.00%	0	0.00%	3.10%
2	NII	NII	0.00%	0	0.00%	0	0.00%	0.00%
3	NII	NII	0.00%	0	0.00%	0	0.00%	0.00%
TOTAL		670000	3.10%	0	0.00%	0	0.00%	3.10%

(1)(c)(ii) Statement showing holding of securities (including shares, warrants, convertible securities) of persons (together with PAC) belonging to the category "Public" and holding more than 5% of the total number of shares of the Company.

Sr. No.	Name of the shareholder	Number of shares	Shares as a percentage of total number of shares (i.e., Grand Total (A)+(B)+(C) indicated in Statement at para (1)(a) above)	Details of Warrants		Details of Convertible Securities		Total Shares (including underlying shares assuming full conversion of warrants and convertible securities) as a % of diluted share capital
				Number of Warrants Held	As a % total number of warrants of the same class	Number of Convertible Securities Held	As a % total number of convertible securities of the same class	
1	NII	0	0.00%	0	0.00%	0	0.00%	0
2	NII	0	0.00%	0	0.00%	0	0.00%	0
TOTAL		0	0.00%	0	0.00%	0	0.00%	0



(I)(d) Statement showing details of locked-in shares

Sr. No.	Name of the shareholder	Category of Shareholders (Promoter / Public)	Number of locked-in shares	Locked-in shares as a percentage of total number of shares {i.e., Grand Total (A)+(B)+(C) indicated in Statement at para (I)(a) above}
1	Nil	Nil	0	0.00%
2	Nil	Nil	0	0.00%
3	Nil	Nil	0	0.00%
TOTAL		Nil	0	0.00%

(II)(a) Statement showing details of Depository Receipts (DRs)

Sr. No.	Type of outstanding DR (ADRs, GDRs, SDRs, etc.)	Number of outstanding DRs	Number of shares underlying outstanding DRs	Shares underlying outstanding DRs as a percentage of total number of shares {i.e., Grand Total (A)+(B)+(C) indicated in Statement at para (I)(a) above}
1	Nil	Nil	Nil	
2	Nil	Nil	Nil	
TOTAL		Nil	Nil	

(II)(b) Statement showing Holding of Depository Receipts (DRs), where underlying shares held by promoter / promoter group are in excess of 1% of the total number of shares

Sr. No.	Name of the DR Holder	Type of outstanding DR (ADRs, GDRs, SDRs, etc.)	Number of shares underlying outstanding DRs	Shares underlying outstanding DRs as a percentage of total number of shares {i.e., Grand Total (A)+(B)+(C) indicated in Statement at para (I)(a) above}
1	Nil	Nil	Nil	
2	Nil	Nil	Nil	
TOTAL		Nil	Nil	



For Wadala Commodities Limited

Pravin Patil

Pravin Patil
Company Secretary