

July 7, 2014

BSE Limited  
Phiroze Jeejeebhoy Towers,  
Dalal Street, Mumbai- 400001.

Dear Sir,

**Sub.: Shareholding Pattern for the Quarter ended June 30, 2013**

We attach herewith the shareholding pattern of the Company as on the quarter ending June 30, 2013.


This is given pursuant to Clause 35 of the Listing Agreement.

**For Wadala Commodities Limited**



**Pravin Patil**  
Company Secretary

Encl.: as above



**Statement showing Shareholding Pattern**


Sheet 1

Name of the Company: Wadala Commodities Limited  
 Scrip Code, Name of the scrip, class of security: 519035, Wadala Commodities Limited, Equity  
 As on: 30th June 2014

Partly paid-up shares		Number of partly paid-up shares	As a Percentage of total number of shares of the company
Held by promoter / promoter group		0	0.00%
Held by public		0	0.00%
<b>Total</b>		<b>0</b>	<b>0.00%</b>
Outstanding convertible securities		Number of outstanding securities	As a Percentage of total number of shares of the company, assuming full conversion of the convertible securities
Held by promoter / promoter group		0	0.00%
Held by public		0	0.00%
<b>Total</b>		<b>0</b>	<b>0.00%</b>
Warrants		Number of Warrants	As a Percentage of total number of shares of the company, assuming full conversion of warrants
Held by promoter / promoter group		0	0.00%
Held by public		0	0.00%
<b>Total</b>		<b>0</b>	<b>0.00%</b>
Total paid-up capital of the company, assuming full conversion of warrants and convertible securities		<b>21626238</b>	

Category code	Category of shareholder	Number of shareholders	Total number of shares	Number of shares held in dematerialized form	Total shareholding as a percentage of total number of shares		Shares pledged or otherwise encumbered	
					As a percentage of (A+B) <sup>1</sup>	As a percentage of (A+B+C)	Number of Shares	As a Percentage
(A)	Shareholding of Promoter and Promoter Group <sup>2</sup>							
(1)	Indian							
(a)	Individuals/ Hindu Undivided Family	0	0	0	0.00%	0.00%	0	0.00%
(b)	Central Government/ State Government(s)	0	0	0	0.00%	0.00%	0	0.00%
(c)	Bodies Corporate	1	11046635	11046635	51.08%	51.08%	0	0.00%
(d)	Financial Institutions/ Banks	0	0	0	0.00%	0.00%	0	0.00%
(e)	Any Other (specify)	0	0	0	0.00%	0.00%	0	0.00%
	<b>Sub-Total (A)(1)</b>	<b>1</b>	<b>11046635</b>	<b>11046635</b>	<b>51.08%</b>	<b>51.08%</b>	<b>0</b>	<b>0.00%</b>






Category code	Category of shareholder	Number of shareholders	Total number of shares	Number of shares held in dematerialized form	Total shareholding as a percentage of total number of shares	As a percentage of (A+B) <sup>1</sup>	As a percentage of (A+B+C)	Number of Shares	Shares pledged or otherwise encumbered
<b>(2)</b>	<b>Foreign</b>								
(a)	Individuals (Non-Resident Individuals/ Foreign Individuals)	0	0	0	0.00%	0.00%	0.00%	0	0.00%
(b)	Bodies Corporate	0	0	0	0.00%	0.00%	0.00%	0	0.00%
(c)	Institutions	0	0	0	0.00%	0.00%	0.00%	0	0.00%
(d)	Qualified Foreign Investor	0	0	0	0.00%	0.00%	0.00%	0	0.00%
(e)	Any Other (specify)	0	0	0	0.00%	0.00%	0.00%	0	0.00%
	<b>Sub-Total (A)(2)</b>	<b>0</b>	<b>0</b>	<b>0</b>	<b>0.00%</b>	<b>0.00%</b>	<b>0.00%</b>	<b>0</b>	<b>0.00%</b>
	<b>Total Shareholding of Promoter and Promoter Group (A) = (A)(1)+(A)(2)</b>	<b>1</b>	<b>11046635</b>	<b>11046635</b>	<b>51.08%</b>	<b>51.08%</b>	<b>51.08%</b>	<b>0</b>	<b>0.00%</b>
<b>(B)</b>	<b>Public shareholding<sup>3</sup></b>								
<b>(1)</b>	<b>Institutions</b>								
(a)	Mutual Funds / UTI	0	0	0	0.00%	0.00%	0.00%	0	0.00%
(b)	Financial Institutions/ Banks	0	0	0	0.00%	0.00%	0.00%	0	0.00%
(c)	Central Government/ State Government(s)	0	0	0	0.00%	0.00%	0.00%	0	0.00%
(d)	Venture Capital Funds	0	0	0	0.00%	0.00%	0.00%	0	0.00%
(e)	Insurance Companies	0	0	0	0.00%	0.00%	0.00%	0	0.00%
(f)	Foreign Institutional Investors	0	0	0	0.00%	0.00%	0.00%	0	0.00%
(g)	Foreign Venture Capital Investors	0	0	0	0.00%	0.00%	0.00%	0	0.00%
(h)	Qualified Foreign Investor	0	0	0	0.00%	0.00%	0.00%	0	0.00%
(i)	Any Other (specify)	0	0	0	0.00%	0.00%	0.00%	0	0.00%
	<b>Sub-Total (B)(1)</b>	<b>0</b>	<b>0</b>	<b>0</b>	<b>0.00%</b>	<b>0.00%</b>	<b>0.00%</b>	<b>0</b>	<b>0.00%</b>
<b>(2)</b>	<b>Non-institutions</b>								
(a)	Bodies Corporate	120	461521	461221	2.13%	2.13%	2.13%	0	0.00%
(b)	Individuals -								
	i. Individual shareholders holding nominal share capital up to Rs. 1 lakh.	8131	8193262	8016047	37.89%	37.89%	37.89%	0	0.00%
	ii. Individual shareholders holding nominal share capital in excess of Rs. 1 lakh.	7	1673212	1673212	7.74%	7.74%	7.74%	0	0.00%
(c)	Qualified Foreign Investor	0	0	0	0.00%	0.00%	0.00%	0	0.00%
(d)	Any Other (NRI)	47	251608	251608	1.16%	1.16%	1.16%	0	0.00%
	<b>Sub-Total (B)(2)</b>	<b>8305</b>	<b>10579603</b>	<b>10402088</b>	<b>48.92%</b>	<b>48.92%</b>	<b>48.92%</b>	<b>0</b>	<b>0.00%</b>
	<b>Total Public Shareholding (B) = (B)(1)+(B)(2)</b>	<b>8305</b>	<b>10579603</b>	<b>10402088</b>	<b>48.92%</b>	<b>48.92%</b>	<b>48.92%</b>	<b>0</b>	<b>0.00%</b>
	<b>TOTAL (A)+(B)</b>	<b>8306</b>	<b>21626238</b>	<b>21448723</b>	<b>100.00%</b>	<b>100.00%</b>	<b>100.00%</b>	<b>0</b>	<b>0.00%</b>
(C)	Shares held by Custodians and against which Depository Receipts have been issued	0	0	0	0.00%	0.00%	0.00%	0	0.00%
	<b>GRAND TOTAL (A)+(B)+(C)</b>	<b>8306</b>	<b>21626238</b>	<b>21448723</b>	<b>100.00%</b>	<b>100.00%</b>	<b>100.00%</b>	<b>0</b>	<b>0.00%</b>

(l)(b) Statement showing Shareholding of persons belonging to the category "Promoter and Promoter Group"

Sr. No.	Name of the shareholder	Details of Shares Held		Encumbered Shares		Shares as a percentage of total number of shares (i.e., Grand Total at para (l)(a) above)	Details of Warrants		Details of Convertible		Total Shares (including underlying shares assuming full conversion of warrants and convertible securities) as a % of diluted share
		Number of shares	Shares as a percentage of total number of shares (i.e., Grand Total at para (l)(a) above)	Number of shares pledged or otherwise encumbered	As a Percentage		Number of Warrants Held	As a % total number of warrants of the same class	Number of Convertible Securities Held	As a % total number of convertible securities of the same class	
1	Godrej & Boyce Mfg. Co. Ltd.	11046635	51.08%	0	0.00%	0.00%	0	0.00%	0	0.00%	51.08%
2	Burjis Nadir Godrej	0	0.00%	0	0.00%	0.00%	0	0.00%	0	0.00%	0.00%
3	Freyan Vijay Crishna	0	0.00%	0	0.00%	0.00%	0	0.00%	0	0.00%	0.00%
4	Nadir Burjorji Godrej	0	0.00%	0	0.00%	0.00%	0	0.00%	0	0.00%	0.00%
5	Navroze Jamshyd Godrej	0	0.00%	0	0.00%	0.00%	0	0.00%	0	0.00%	0.00%
6	Nisaba Adi Godrej	0	0.00%	0	0.00%	0.00%	0	0.00%	0	0.00%	0.00%
7	Nyrika Vijay Crishna	0	0.00%	0	0.00%	0.00%	0	0.00%	0	0.00%	0.00%
8	Pirojsha Adi Godrej	0	0.00%	0	0.00%	0.00%	0	0.00%	0	0.00%	0.00%
9	Raika Jamshyd Godrej	0	0.00%	0	0.00%	0.00%	0	0.00%	0	0.00%	0.00%
10	Rati Nadir Godrej	0	0.00%	0	0.00%	0.00%	0	0.00%	0	0.00%	0.00%
11	Rishad Kaikhushru Naoroji	0	0.00%	0	0.00%	0.00%	0	0.00%	0	0.00%	0.00%
12	Sohrab Nadir Godrej	0	0.00%	0	0.00%	0.00%	0	0.00%	0	0.00%	0.00%
13	Tanya Arvind Dubash	0	0.00%	0	0.00%	0.00%	0	0.00%	0	0.00%	0.00%
14	Godrej Investments Pvt. Ltd.	0	0.00%	0	0.00%	0.00%	0	0.00%	0	0.00%	0.00%
15	Godrej Efacec Automation & Robotics Ltd.	0	0.00%	0	0.00%	0.00%	0	0.00%	0	0.00%	0.00%
16	Godrej (Malaysia) Sdn. Bhd.	0	0.00%	0	0.00%	0.00%	0	0.00%	0	0.00%	0.00%
17	Godrej (Singapore) Pte. Ltd.	0	0.00%	0	0.00%	0.00%	0	0.00%	0	0.00%	0.00%
18	Mercury Mfg. Co. Ltd.	0	0.00%	0	0.00%	0.00%	0	0.00%	0	0.00%	0.00%
19	Veromatic International BV	0	0.00%	0	0.00%	0.00%	0	0.00%	0	0.00%	0.00%
20	Sheetak Inc.	0	0.00%	0	0.00%	0.00%	0	0.00%	0	0.00%	0.00%
21	G&B Enterprises (Mauritius) Pvt. Ltd.	0	0.00%	0	0.00%	0.00%	0	0.00%	0	0.00%	0.00%
22	Veromatic Services B.V.	0	0.00%	0	0.00%	0.00%	0	0.00%	0	0.00%	0.00%
23	Water Wonder Benelux BV	0	0.00%	0	0.00%	0.00%	0	0.00%	0	0.00%	0.00%
24	J T Dragon Pte Ltd.	0	0.00%	0	0.00%	0.00%	0	0.00%	0	0.00%	0.00%
25	Godrej (Vietnam) Co. Ltd.	0	0.00%	0	0.00%	0.00%	0	0.00%	0	0.00%	0.00%
26	Cartini India Ltd.	0	0.00%	0	0.00%	0.00%	0	0.00%	0	0.00%	0.00%
27	Godrej Holdings Pvt. Ltd.	0	0.00%	0	0.00%	0.00%	0	0.00%	0	0.00%	0.00%
28	Busbar Systems (India) Limited	0	0.00%	0	0.00%	0.00%	0	0.00%	0	0.00%	0.00%
29	Godrej & Boyce Enterprise LLP	0	0.00%	0	0.00%	0.00%	0	0.00%	0	0.00%	0.00%
30	Urban Electric Power LLC	0	0.00%	0	0.00%	0.00%	0	0.00%	0	0.00%	0.00%
31	Godrej & Khimji (Middle East) LLC	0	0.00%	0	0.00%	0.00%	0	0.00%	0	0.00%	0.00%
32	Mukteshwar Realty Pvt. Ltd.	0	0.00%	0	0.00%	0.00%	0	0.00%	0	0.00%	0.00%
33	Parekh Agency Pvt. Ltd.	0	0.00%	0	0.00%	0.00%	0	0.00%	0	0.00%	0.00%
34	Future Factory LLP	0	0.00%	0	0.00%	0.00%	0	0.00%	0	0.00%	0.00%
35	ABG Venture LLP	0	0.00%	0	0.00%	0.00%	0	0.00%	0	0.00%	0.00%
36	JNG Enterprise LLP	0	0.00%	0	0.00%	0.00%	0	0.00%	0	0.00%	0.00%
37	SVC Enterprise LLP	0	0.00%	0	0.00%	0.00%	0	0.00%	0	0.00%	0.00%
38	RKN Enterprise LLP	0	0.00%	0	0.00%	0.00%	0	0.00%	0	0.00%	0.00%
39	NBG Enterprise LLP	0	0.00%	0	0.00%	0.00%	0	0.00%	0	0.00%	0.00%
40	Mr. Adi B. Godrej	0	0.00%	0	0.00%	0.00%	0	0.00%	0	0.00%	0.00%
41	Ms. Parmeshwar A. Godrej	0	0.00%	0	0.00%	0.00%	0	0.00%	0	0.00%	0.00%
42	Master Hormurd N. Godrej	0	0.00%	0	0.00%	0.00%	0	0.00%	0	0.00%	0.00%
43	Mr. Jamshyd N. Godrej	0	0.00%	0	0.00%	0.00%	0	0.00%	0	0.00%	0.00%
44	Ms. Pheroza J. Godrej	0	0.00%	0	0.00%	0.00%	0	0.00%	0	0.00%	0.00%
45	Ms. Smita V. Crishna	0	0.00%	0	0.00%	0.00%	0	0.00%	0	0.00%	0.00%
46	Mr. Vijay M. Crishna	0	0.00%	0	0.00%	0.00%	0	0.00%	0	0.00%	0.00%
47	Godrej Infotech Ltd.	0	0.00%	0	0.00%	0.00%	0	0.00%	0	0.00%	0.00%
48	Geometric Ltd.	0	0.00%	0	0.00%	0.00%	0	0.00%	0	0.00%	0.00%
49	Godrej International Ltd.	0	0.00%	0	0.00%	0.00%	0	0.00%	0	0.00%	0.00%
50	Ensemble Holdings & Finance Ltd.	0	0.00%	0	0.00%	0.00%	0	0.00%	0	0.00%	0.00%
51	Godrej International Trading & Investments Pte Ltd	0	0.00%	0	0.00%	0.00%	0	0.00%	0	0.00%	0.00%
52	Natures Basket Ltd.	0	0.00%	0	0.00%	0.00%	0	0.00%	0	0.00%	0.00%



58	Godrej Real Estate Pvt. Ltd.	0	0.00%		0	0.00%	0.00%	0	0.00%	0	0.00%	0.00%
59	Godrej Developers Pvt. Ltd.	0	0.00%		0	0.00%	0.00%	0	0.00%	0	0.00%	0.00%
60	Godrej Sea View Properties Pvt. Ltd.	0	0.00%		0	0.00%	0.00%	0	0.00%	0	0.00%	0.00%
61	Godrej Estate Developers Pvt. Ltd.	0	0.00%		0	0.00%	0.00%	0	0.00%	0	0.00%	0.00%
62	Happy Highrises Ltd.	0	0.00%		0	0.00%	0.00%	0	0.00%	0	0.00%	0.00%
63	Godrej Buildwell Pvt. Ltd.	0	0.00%		0	0.00%	0.00%	0	0.00%	0	0.00%	0.00%
64	Godrej Buildcon Pvt. Ltd.	0	0.00%		0	0.00%	0.00%	0	0.00%	0	0.00%	0.00%
65	Godrej Projects Development Pvt. Ltd.	0	0.00%		0	0.00%	0.00%	0	0.00%	0	0.00%	0.00%
66	Godrej Premium Builders Pvt. Ltd.	0	0.00%		0	0.00%	0.00%	0	0.00%	0	0.00%	0.00%
67	Godrej Garden City Properties Pvt. Ltd.	0	0.00%		0	0.00%	0.00%	0	0.00%	0	0.00%	0.00%
68	Godrej Nandi Hills Project Pvt. Ltd.	0	0.00%		0	0.00%	0.00%	0	0.00%	0	0.00%	0.00%
69	Godrej Landmark Redevelopers Pvt. Ltd.	0	0.00%		0	0.00%	0.00%	0	0.00%	0	0.00%	0.00%
70	Godrej Redevelopers (Mumbai) Pvt. Ltd.	0	0.00%		0	0.00%	0.00%	0	0.00%	0	0.00%	0.00%
71	Godrej Green Homes Ltd.	0	0.00%		0	0.00%	0.00%	0	0.00%	0	0.00%	0.00%
72	Wonder City Buildcon Pvt. Ltd.	0	0.00%		0	0.00%	0.00%	0	0.00%	0	0.00%	0.00%
73	Godrej Vikhroli Properties LLP	0	0.00%		0	0.00%	0.00%	0	0.00%	0	0.00%	0.00%
74	Mosaic Landmark LLP	0	0.00%		0	0.00%	0.00%	0	0.00%	0	0.00%	0.00%
75	Godrej Agrovet Limited	0	0.00%		0	0.00%	0.00%	0	0.00%	0	0.00%	0.00%
76	Golden Feed Products Ltd.	0	0.00%		0	0.00%	0.00%	0	0.00%	0	0.00%	0.00%
77	Godrej Tyson Foods Ltd.	0	0.00%		0	0.00%	0.00%	0	0.00%	0	0.00%	0.00%
78	Aadhaar Retailing Limited	0	0.00%		0	0.00%	0.00%	0	0.00%	0	0.00%	0.00%
79	Polchem Hygiene Laboratories Pvt. Ltd.	0	0.00%		0	0.00%	0.00%	0	0.00%	0	0.00%	0.00%
80	Creamline Dairy Products Ltd.	0	0.00%		0	0.00%	0.00%	0	0.00%	0	0.00%	0.00%
81	ACI Godrej Agrovet Private Ltd.	0	0.00%		0	0.00%	0.00%	0	0.00%	0	0.00%	0.00%
82	Godrej Seeds & Genetics Ltd.	0	0.00%		0	0.00%	0.00%	0	0.00%	0	0.00%	0.00%
83	SEALAC Agro Ventures Ltd.	0	0.00%		0	0.00%	0.00%	0	0.00%	0	0.00%	0.00%
84	Godvet Agrochem Ltd.	0	0.00%		0	0.00%	0.00%	0	0.00%	0	0.00%	0.00%
85	Godrej Consumer Products Ltd.	0	0.00%		0	0.00%	0.00%	0	0.00%	0	0.00%	0.00%
86	Tahir Properties Ltd.	0	0.00%		0	0.00%	0.00%	0	0.00%	0	0.00%	0.00%
Total		11046635	51.08%		0	0.00%	0.00%	0	0.00%	0	0.00%	51.08%

(\*) The term "encumbrance" has the same meaning as assigned to it in regulation 28(3) of the SAST Regulations, 2011




(i)(c)(i) Statement showing holding of securities (including shares, warrants, convertible securities) of persons belonging to the category "Public" and holding more than 1% of the total number of shares

Sr. No.	Name of the shareholder	Number of shares	Shares as a percentage of total number of shares {i.e., Grand Total (A)+(B)+(C) indicated in Statement at para (i)(a) above}	Details of Warrants			Details of Convertible Securities	Total Shares (including underlying shares assuming full conversion of warrants and convertible securities) as a % of diluted share capital
				Number of Warrants Held	As a % total number of warrants of the same class	Number of Convertible Securities Held		
1	HITESH RAMJI JHAVERI	670000	3.10%	0	0.00%	0	0.00%	3.10%
2	Nil	Nil	0.00%	0	0.00%	0	0.00%	0.00%
3	Nil	Nil	0.00%	0	0.00%	0	0.00%	0.00%
<b>TOTAL</b>		<b>670000</b>	<b>3.10%</b>	<b>0</b>	<b>0.00%</b>	<b>0</b>	<b>0.00%</b>	<b>3.10%</b>

(i)(c)(ii) Statement showing holding of securities (including shares, warrants, convertible securities) of persons (together with PAC) belonging to the category "Public" and holding more than 5% of the total number of shares of the Company.

Sr. No.	Name of the shareholder	Number of shares	Shares as a percentage of total number of shares {i.e., Grand Total (A)+(B)+(C) indicated in Statement at para (i)(a) above}	Details of Warrants			Details of Convertible Securities	Total Shares (including underlying shares assuming full conversion of warrants and convertible securities) as a % of diluted share capital
				Number of Warrants Held	As a % total number of warrants of the same class	Number of Convertible Securities Held		
1	Nil	0	0.00%	0	0.00%	0	0.00%	0
2	Nil	0	0.00%	0	0.00%	0	0.00%	0
<b>TOTAL</b>		<b>0</b>	<b>0.00%</b>	<b>0</b>	<b>0.00%</b>	<b>0</b>	<b>0.00%</b>	<b>0</b>



Statement showing details of locked-in shares

(I)(d)

Sr. No.	Name of the shareholder	Category of Shareholders (Promoter / Public)	Number of locked-in shares	Locked-in shares as a percentage of total number of shares {i.e., Grand Total (A)+(B)+(C) indicated in Statement at para (I)(a) above}
1	Nil	Nil	0	0.00%
2	Nil	Nil	0	0.00%
3	Nil	Nil	0	0.00%
<b>TOTAL</b>		<b>Nil</b>	<b>0</b>	<b>0.00%</b>


Statement showing details of Depository Receipts (DRs)

(II)(a)

Sr. No.	Type of outstanding DR (ADRs, GDRs, SDRs, etc.)	Number of outstanding DRs	Number of shares underlying outstanding DRs	Shares underlying outstanding DRs as a percentage of total number of shares {i.e., Grand Total (A)+(B)+(C) indicated in Statement at para (I)(a) above}
1	Nil	Nil	Nil	Nil
2	Nil	Nil	Nil	Nil
<b>TOTAL</b>		<b>Nil</b>	<b>Nil</b>	<b>Nil</b>

(II)(b) Statement showing Holding of Depository Receipts (DRs), where underlying shares held by promoter / promoter group are in excess of 1% of the total number of shares

Sr. No.	Name of the DR Holder	Type of outstanding DR (ADRs, GDRs, SDRs, etc.)	Number of shares underlying outstanding DRs	Shares underlying outstanding DRs as a percentage of total number of shares {i.e., Grand Total (A)+(B)+(C) indicated in Statement at para (I)(a) above}
1	Nil	Nil	Nil	Nil
2	Nil	Nil	Nil	Nil
<b>TOTAL</b>			<b>Nil</b>	<b>Nil</b>



For Wadala Commodities Limited

 Pravin Patil  
 Company Secretary