

(1) (a) Statement Showing Shareholding Pattern

Name of the Company: WPIL LIMITED

Script Code, Name of the scrip, class of security: 505872

/EQUITY

Quarter Ended

31-Mar-2015

Partly paid-up shares:-	No. of partly paid-up shares	As a % of total no. of partly paid-up shares	As a % of total no. of shares of the company
Held by promoter/promoter group	NA	NA	NA
Held by public	NA	NA	NA
Total	NA	NA	NA
Outstanding convertible securities:-	No. of outstanding securities	As a % of total no. of outstanding convertible securities	As a % of total no. of shares of the company, assuming full conversion of the convertible securities
Held by promoter/promoter group	NA	NA	NA
Held by public	NA	NA	NA
Total	NA	NA	NA
Warrants:-	No. of warrants	As a % of total no. of warrants	As a % of total no. of shares of the company, assuming full conversion of warrants
Held by promoter/promoter group			
Held by public			
Total	0	0	.000
Total paid-up capital of the company, assuming full conversion of warrants and convertible securities			
9767080			




(1) (a) Statement Showing Shareholding Pattern

Name Of The Company : **WPL LIMITED**

Quarter Ended **31-Mar-2015**

Category Code	Category of Shareholders	Number of shareholders	Total no. of Shares	No. of Shares held in Dematerialised form	Total shareholding as a percentage of total shares		Number of shares	Shares pledged or otherwise encumbered
					As a percentage of (A+B)	As a percentage of (A+B+C)		
A	Shareholding of Promoter and Promoter Group²							
1	Indian							
a	Individuals/ Hindu Undivided Family							
b	Central Government/ State Government(s)	1	196442	196442	2.0113	2.0113	0	0
c	Bodies Corporate	0	0	0	0	0	0	0
d	Financial Institutions/ Banks	2	5768309	5768309	59.0588	59.0588	0	0
e	Any Other (Specify)	0	0	0	0	0	0	0
i	Trust	0	0	0	0	0	0	0
ii	Society	0	0	0	0	0	0	0
iii	Educational Institutions	0	0	0	0	0	0	0
	Sub Total (A)(1) :	3	5964751	5964751	61.0701	61.0701	0	.000
2	Foreign							
a	Individuals (Non Resident Indians / Foreign Individuals)							
b	Bodies Corporate	0	0	0	0	0	0	0
c	Institutions	0	0	0	0	0	0	0
d	Any Other (Specify)	0	0	0	0	0	0	0
	Sub Total (A)(2) :	0	0	0	.0000	.0000	0	.000
	Total Shareholding of Promoter and Promoter Group (A) = (A)(1) + (A)(2) :	3	5964751	5964751	61.0701	61.0701	0	.000
B	Public Shareholding³							
1	Institutions							
a	Mutual Funds/ UTT							
b	Financial Institutions/ Banks	14	1629103	1628953	16.6795	16.6795	0	0
c	Central Government/ State Government(s)	3	566	200	.0058	.0058	0	0




(1) (a) Statement Showing Shareholding Pattern

Name Of The Company : **WPL LIMITED**

Quarter Ended **31-Mar-2015**

Category Code	Category of Shareholders	Number of shareholders	Total no. of Shares	No. of Shares held in Dematerialised form	Total shareholding as a percentage of total shares		Number of shares	Shares pledged or otherwise encumbered
					As a percentage of (A+B)	As a percentage of (A+B+C)		
B	Public Shareholding³							
1	Institutions							
d	Venture Capital Funds							
e	Insurance Companies	0	0	0	0	0		
f	Foreign Institutional Investors	0	0	0	0	0		
g	Foreign Venture Capital Investors	4	145464	145464	1.4893	1.4893		
h	Any Other (Specify)	0	0	0	0	0		
	Sub Total (B)(1) :	21	1775133	1774617	18.1746	18.1746		
2	Non-Institutions							
a	Bodies Corporate	153	930962	930882	9.5316	9.5316		
b	Individuals							
i	Individual Shareholders Holding Nominal Share Capital Up to Rs. 1 Lakh.	6213	852388	637613	8.7272	8.7272		
ii	Individual Shareholders Holding Nominal Share Capital in excess of Rs. 1 Lakh.	7	206695	206695	2.1162	2.1162		
c	Any Other (Specify)							
i	Trust & Foundations	1	200	200	.002	.002		
ii	Cooperative Societies	0	0	0	0	0		
iii	Educational Institutions	0	0	0	0	0		
iv	Non Resident Individual	46	13551	12401	.1387	.1387		
v	Foreign Companies	1	23400	23400	.2396	.2396		
vi	OCB	0	0	0	0	0		
	Sub Total (B)(2) :	6421	2027196	1811191	20.7553	20.7553		
	Total Public Shareholding (B) = (B)(1) + (B)(2) :	6442	3802329	3585808	38.9299	38.9299		
C	Shares held by Custodians and against which Depository Receipts have been issued	6445	9767080	9550559	100.0000	100.0000		
	Sub Total (C) :	0	0	0	0	0		
	GRAND TOTAL (A) + (B) + (C) :	6445	9767080	9550559	100.0000	100.0000		



UNIT: WPIL LIMITED

(1) (b) Statement showing shareholding of persons belonging to the category "Promoter and Promoter Group"

Sl No.	Name of the shareholder	Total shares held			Shares pledged or otherwise encumbered			Details of Warrants		Details of Convertible Securities held	
		Number	As a % of grand total (A)+(B)+(C)		Number	As a percentage	As a % of grand total (A)+(B)+(C) of sub-clause (1)(a)	Number of Warrants	As a % of total number of warrants of the same class	Number of convertible securities held	As a % of total number of convertible securities of the same class
1	HINDUSTHAN UDYOG LIMITED	3861659	39.5375		0	.0000	.0000	Nil	Nil	Nil	Nil
2	ASUTOSH ENTERPRISES LIMITED	1906650	19.5212		0	.0000	.0000	Nil	Nil	Nil	Nil
3	PRAKASH AGARWAL	196442	2.0113		0	.0000	.0000	Nil	Nil	Nil	Nil
	TOTAL	5964751	61.0700		0	.0000	.0000	Nil	Nil	Nil	Nil



UNIT : WPIL LIMITED
 Statement showing shareholding of persons belonging to the category "Public" and holding more than 1% of the total number of shares.
 (1) (c) (i)

Srl No.	Name of the shareholder	Number of Shares	Shares as a percentage of total number of shares i.e. Grand Total (A)+(B)+(C) indicated in Statement at para (1)(c) above	Details of Warrants		Details of Convertible Securities held	
				Number of Warrants	As a % of total number of warrants of the same class	Number of convertible securities held	As a % of total number of convertible securities of the same class
1	RELIANCE CAPITAL TRUSTEE CO. LTD-A/C RELIANCE SMALL CAP FUND	320000	3.2763	Nil	Nil	Nil	Nil
2	DSP BLACKROCK SMALL AND MID CAP FUND	314796	3.2230	Nil	Nil	Nil	Nil
3	ICICI PRUDENTIAL INFRASTRUCTURE FUND	240000	2.4572	Nil	Nil	Nil	Nil
4	JHILIK PROMOTERS AND FINCON PVT LTD	213825	2.1892	Nil	Nil	Nil	Nil
5	KOTAK EMERGING EQUITY SCHEME	185681	1.9011	Nil	Nil	Nil	Nil
6	TATA AIA LIFE INSURANCE CO LTD-WHOLE LIFE MID CAP EQUITY FUN	151000	1.5460	Nil	Nil	Nil	Nil
7	ICICI PRUDENTIAL GROWTH FUND-SERIES 3	126352	1.2937	Nil	Nil	Nil	Nil
8	EASTSPRING INVESTMENTS INDIA INFRASTRUCTURE EQUITY OPEN LIMI	100000	1.0238	Nil	Nil	Nil	Nil
	TOTAL	1651654	16.9104	Nil	Nil	Nil	Nil



UNIT : WPIL LIMITED

(1) (c)(ii) Statement showing shareholding of securities (including shares, warrants, convertible securities) of Persons (together with PAC) belonging to the category "Public" and holding more than 5% of the total number of shares of the company.

Srl No.	Name of the shareholder and the Persons Acting In Concert(PAC) with them	Number of Shares	Shares as a percentage of total number of shares i.e., Grand Total (A)+(B)+(C) indicated in Statement at para (1)(a) above)	Details of Warrants		Details of Convertible Securities held		Total shares(including underlying shares assuming full conversion of warrants and convertible securities) as a % of diluted share capital
				Number of Warrants	As a % of total number of warrants of the	Number of convertible Securities held	% w.r.t total number of convertible securities of the same class	
TOTAL				Nil	Nil	Nil	Nil	Nil



UNIT : WPIL LIMITED

(1) (d) Statement showing details of locked-in shares.

Sr No.	Name of the shareholder	Category	Number of Shares Locked-in	Locked-in Shares as a percentage of total number of shares (i.e., Grand Total (D)+(B)+(C) indicated in Statement at para (D)(a) Above)
1			Nil	Nil
	TOTAL		Nil	Nil




(II) (a) Statement showing details of Depository Receipts (DRs)

Sr No.	Type of outstanding DR (ADRS, GDRS, SDRs, etc.)	Number of outstanding DRs	Number of shares underlying outstanding DRs	Shares underlying outstanding DRs as a percentage of total number of shares (i.e. Grand Total (A)+(B)+(C) indicated in statement at para (I)(a) above)
1		Nil	Nil	Nil
	TOTAL	Nil	Nil	Nil

(II) (b) Statement showing details of Depository Receipts (DRs) where underlying shares held by 'promoter/promoter group' are in excess of 1 % of the total number of shares.

Sr No.	Name of the DR Holder	Type of outstanding DRs (ADRS, GDRS, SDRs etc.)	Number of shares underlying outstanding DRs	Shares underlying outstanding DRs as a percentage of total number of shares (i.e. Grand Total (A)+(B)+(C) indicated in statement at para (I)(a) above)
1		Nil	Nil	Nil
	TOTAL	Nil	Nil	Nil



UNIT : WPL LIMITED

(iii) (a) Statement showing the voting pattern of shareholders, if more than one class of shares/securities is issued by the issuer.

Sl No.	Category of shareholder	Number of Voting Rights held in each class of securities			Total Voting Rights (III+IV+V)	Total Voting rights i.e. (VI)	
		Class X	Class Y	Class Z		As a % of (A+B)	As a % of (A+B+C)
	NA	NA	NA	NA	NA	NA	NA

