


Name of the Company :		VIRAT CRANE INDUSTRIES LIMITED		
Script Code, Name of the scrip, class of security :				
Quarter ended :		30/09/2014		
Partly paid-up shares :-	No. of partly paid-up shares	As a % of total no. of partly paid-up shares	As a % of total no. of shares of the company	
Held by promoter/ promoter group	0	0.00	0.00	0.00
Held by public	0	0.00	0.00	0.00
<b>Total (D)</b>	<b>0</b>	<b>0.00</b>	<b>0.00</b>	<b>0.00</b>
Outstanding convertible securities	No. of outstanding securities	As a % of total no. of outstanding convertible securities	As a % of total no. of shares of the company, assuming full conversion of the convertible securities	
Held by promoter/ promoter group	0	0.00	0.00	0.00
Held by public	0	0.00	0.00	0.00
<b>Total (E)</b>	<b>0</b>	<b>0.00</b>	<b>0.00</b>	<b>0.00</b>
Warrants	No. of Warrants	As a % of total no. of Warrants	As a % of total no. of shares of the company, assuming full conversion of warrants	
Held by promoter/ promoter group	0	0.00	0.00	0.00
Held by public	0	0.00	0.00	0.00
<b>Total (F)</b>	<b>0</b>	<b>0.00</b>	<b>0.00</b>	<b>0.00</b>
<b>Total paid-up capital of the company, assuming full conversion of warrants convertible securities Total (A+B+C)+ D+E+F)</b>	<b>20423750</b>		<b>100.00</b>	





**Statement Showing Shareholding Pattern  
Table (I)(a)**


Category Code	Category of Shareholder	Number of Shareholders	Total Number Of Shares	Number of Shares held in Dematerialised form	Total Shareholding as a percentage of total number of shares			Shares Pledged or otherwise encumbered	
					As a Percentage of (A+B) (VI)	As a Percentage of (A+B+C) (VII)	No. Of Shares (VIII)	As a Percentage (IX)= (VIII)/(IV) *100	
(I)	(II)	(III)	(IV)	(V)					
(IX)= (VIII)/(IV) *100									
(A) Shareholding of Promoter and Promoter Group2									
1. INDIAN									
(a)	INDIVIDUAL / HUF	127	15293923	13961843	74.8830	74.8830	0	0.00	
(b)	CENTRAL / STATE GOVERNMENT(S)	0	0	0	0.0000	0.0000	0	0.00	
(c)	BODIES CORPORATE	0	0	0	0.0000	0.0000	0	0.00	
(d)	FINANCIAL INSTITUTIONS / BANKS	0	0	0	0.0000	0.0000	0	0.00	
(e)	ANY OTHERS (Specify)								
(i)	DIRECTORS RELATIVES	0	0	0	0.0000	0.0000	0	0.00	
(ii)	GROUP COMPANIES	0	0	0	0.0000	0.0000	0	0.00	
SUB TOTAL (A)(1) :		127	15293923	13961843	74.8830	74.8830	0	0.00	

2. FOREIGN										
(a)	INDIVIDUAL	0	0	0	0	0	0	0.0000	0	0.00
(b)	BODIES CORPORATE	0	0	0	0	0	0	0.0000	0	0.00
(c)	INSTITUTIONS	0	0	0	0	0	0	0.0000	0	0.00
(d)	QUALIFIED FOREIGN INVESTOR	0	0	0	0	0	0	0.0000	0	0.00
(e)	ANY OTHERS (Specify)	0	0	0	0	0	0	0.0000	0	0.00
SUB TOTAL (A)(2) :		0	0	0	0	0	0	0.0000	0	0.00
Total holding for Promoters and Promoter group		127	15293923	13961843	74.8830	74.8830	74.8830	0	0	0.00
(B) Public shareholding										
1. INSTITUTIONS										
(a)	MUTUAL FUNDS / UTI	1	5000	0	0.0245	0.0245	0	0.0245	0	0.00
(b)	FINANCIAL INSTITUTIONS / BANKS	2	22300	0	0.1092	0.1092	0	0.1092	0	0.00
(c)	CENTRAL / STATE GOVERNMENT(S)	0	0	0	0.0000	0.0000	0	0.0000	0	0.00
(d)	VENTURE CAPITAL FUNDS	0	0	0	0.0000	0.0000	0	0.0000	0	0.00
(e)	INSURANCE COMPANIES	0	0	0	0.0000	0.0000	0	0.0000	0	0.00
(f)	FII'S	0	0	0	0.0000	0.0000	0	0.0000	0	0.00
(g)	FOREIGN VENTURE CAPITAL INVESTORS	0	0	0	0.0000	0.0000	0	0.0000	0	0.00
(h)	QUALIFIED FOREIGN INVESTOR	0	0	0	0.0000	0.0000	0	0.0000	0	0.00
(i)	ANY OTHERS (Specify)	0	0	0	0.0000	0.0000	0	0.0000	0	0.00



SUB TOTAL (B)(1) :		3	27300	0	0.1337	0.1337	0	0.00
B 2. Non-institutions								
(a) BODIES CORPORATE INDIVIDUAL		84	426683	359683	2.0892	2.0892	0	0.00
(b) (CAPITAL UPTO TO Rs. 1 Lakh)		6814	2803740	1445040	13.7278	13.7278	0	0.00
(c) (CAPITAL GREATER THAN Rs. 1 Lakh)		30	1814473	1570973	8.8841	8.8841	0	0.00
(d) QUALIFIED FOREIGN INVESTOR		0	0	0	0.0000	0.0000	0	0.00
(e) ANY OTHERS (Specify)								
(f) TRUSTS		0	0	0	0.0000	0.0000	0	0.00
(g) CLEARING MEMBER		9	6112	6112	0.0299	0.0299	0	0.00
(h) DIRECTORS RELATIVES		0	0	0	0.0000	0.0000	0	0.00
(i) EMPLOYEE		0	0	0	0.0000	0.0000	0	0.00
(j) NON RESIDENT INDIANS (NRI)		57	51519	20919	0.2523	0.2523	0	0.00
(k) OVERSEAS BODIES CORPORATES		0	0	0	0.0000	0.0000	0	0.00
SUB TOTAL (B)(2) :		6994	5102527	3402727	24.9833	24.9833	0	0.00
Total Public Shareholding	(B)=(B)(1) + (B)(2)	6997	5129827	3402727	25.1170	25.1170	0	0.00
Total (A) + (B)		7124	20423750	17364570	100.0000	100.0000	0	0.00
(C) Shares held by Custodians and against which Depository Receipts have been issued								






(a)	SHARES HELD BY CUSTODIANS	0	0	0	0	0	0	0.0000	0	0.00
(i)	Promoter and Promoter Group	0	0	0	0	0	0	0.0000	0	0.00
(ii)	Public	0	0	0	0	0	0	0.0000	0	0.00
	SUB TOTAL (C)(1) :	0	0	0	0	0	0	0.0000	0	0.00
	Grand Total (A) + (B) + (C)	7124	20423750	17364570	100.0000	100.0000	100.0000	0	0	0.00
	NOTES :	1) NAME, NUMBER OF SHARES HELD & PERCENTAGE OF ENTITIES / PERSONS HOLDING MORE THAN 1% OF THE TOTAL SHARES OF THE COMPANY IS AS PER ANNEXURE								
	Print Date :	13/10/2014 Page -1 of 1								

Statement showing holding of securities (including shares, warrants, convertible securities) of persons (together with PAC) belonging to the category "Public" and holding more than 5% of the total number of shares of the company	AS ON :		30/09/2014	Details of warrants	Shares as a percentage of total number of shares {i.e., Grand Total (A)+(B)+(C) indicated in Statement at para (I)(a) above}	Details of convertible securities	Total shares (including underlying full conversion of warrants and convertible securities) as a % of diluted share capital
	Name of the shareholder	Number of shares					
			0				0
			0				0



(II) (b) Statement showing Holding of Depository Receipts (DRs) where underlying shares are in excess of 1% of the total number of shares.

Sr.No.	Type of Outstanding DR (ADRs, GDRs, SDRs etc.)	No. of Shares underlying outstanding DRs.	Shares underlying outstanding DRs. as a Percentage of total number of shares (i.e Total (A)+(B)+(C) Indicated in Statement at Para (I) (a) above)
1		0	
TOTAL :		0	0



(II) (a) Statement Showing Details of Depository Receipts (DRs)

Unit :	VIRAT CRANE INDUSTRIES LIMITED	As on Date :	30/09/2014
Sr.No.	Type of Outstanding DR (ADRs, GDRs, SDRs etc.)	No of Outstanding DRs.	No of Shares underlying outstanding DRs.
1	GDRs	0	0
TOTAL :			0





Statement Showing " LOCKED - IN - SHARES "

(1)(d)				AS ON :	30/09/2014
SR NO	NAME	Category	Shares	Per	
1	G.V.S.L. KANTHA RAO	Promoter / Promoter Group	3295438	16.14	
		TOTAL:	3295438	16.1353	



(I)(c)(i) Statement showing holding of securities (including shares, warrants, convertible securities) of persons belonging to the category "Public" and holding more than 1% of the total number of shares.

SR.NO	Name of the shareholder	Number of shares held	Shares as a percentage of total number of shares (i.e., Grand Total(A)+(B)+(C) indicated in Statement at para (I)(a) above}	Details of warrants		Details of convertible		Total shares (including underlying shares assuming full conversion of warrants and convertible securities) as a % of diluted share capital
				Number of warrants held	As a % total number of warrants of the same class	Number of convertible securities held	% w.r.t. total number of convertible securities of the same class	
1	M DIVAKAR	222500	1.0894 0	0	0	0	0	0
	TOTAL :	222500	1.0894 0	0	0	0	0	0



**Company Name: Virat Crane Industries Limited**

**As On : 30/09/2014**

**Statement showing holding of securities (including shares, warrants, convertible securities) of persons belonging to the category " PROMOTERS AND PROMOTER GROUP "**

Sr.No	Name of the Shareholder	Details of shares held		Shares pledged or other wise Encumbered shares (*)		Details of warrants	As a % of grand total number of warrants of the same class	Details of convertible securities	As a % total number of convertible securities of the same class	Total shares (including underlying shares assuming full conversion of warrants and convertible securities) as a % of diluted share capital
		Number of shares held	As a % of grand total (A)+(B)+(C)	No.	As a percentage (VI)=(V)/(III)*					
(I)	(II)	(III)	(IV)	(V)	(VI)=(V)/(III)*	(VIII)	(IX)	(X)	(XI)	(XII)
1	G.V.S.L. KANTHA RAO	13523420	66.21	0	0.00	0.00				
2	G V S L KANTHA RAO	710780	3.48	0	0.00	0.00				
3	G V S L KANTHA RAO	347800	1.70	0	0.00	0.00				
4	GRANDHI LAKSHMI	319295	1.56	0	0.00	0.00				
5	GRANDHI HIMAJA	73189	0.36	0	0.00	0.00				
6	CHANDRAKANT A SHAH	10000	0.05	0	0.00	0.00				
7	SEEMA MURARKA	10000	0.05	0	0.00	0.00				
8	P SIVA PRASAD	10000	0.05	0	0.00	0.00				
9	GRANDHI SUBBA RAO	9000	0.04	0	0.00	0.00				
10	SARANAM DHANALAKSHMI THAYARU	6600	0.03	0	0.00	0.00				
11	R JAGADISH KUMAR	6500	0.03	0	0.00	0.00				
12	P V KRISHNA	5800	0.03	0	0.00	0.00				
13	VIJAYAKUMAR M	5000	0.02	0	0.00	0.00				
14	T LAKSHMI	5000	0.02	0	0.00	0.00				
15	KANRAJ M JAIN	5000	0.02	0	0.00	0.00				
16	K VISHALAKSHI	5000	0.02	0	0.00	0.00				
17	D RAMACHANDRAIAH	5000	0.02	0	0.00	0.00				
18	RAGHAVENDRA RAO MITTA	5000	0.02	0	0.00	0.00				







93	BADIREDDY	500	0.00	0	0.00	0.00	0.00	0.00					
94	BADIREDDY NAGAMANI	500	0.00	0	0.00	0.00	0.00	0.00					
95	JITENDRA CHUNILAL SHAH	500	0.00	0	0.00	0.00	0.00	0.00					
96	CHANDAR BHANDERI	500	0.00	0	0.00	0.00	0.00	0.00					
97	KAMLESH	500	0.00	0	0.00	0.00	0.00	0.00					
98	S MADAULAL	500	0.00	0	0.00	0.00	0.00	0.00					
99	NAGULUKONDA	500	0.00	0	0.00	0.00	0.00	0.00					
	VENKATESWARA RAO	500	0.00	0	0.00	0.00	0.00	0.00					
100	PIRATLA RAMBABU	500	0.00	0	0.00	0.00	0.00	0.00					
101	KANTILAL JAIN	500	0.00	0	0.00	0.00	0.00	0.00					
102	R PAVITRA	500	0.00	0	0.00	0.00	0.00	0.00					
103	VAKACHARLA CHINNA	500	0.00	0	0.00	0.00	0.00	0.00					
	VENKATESWARA RAO												
104	NEMICHAND MEHTA	500	0.00	0	0.00	0.00	0.00	0.00					
105	VAKACHARLA	500	0.00	0	0.00	0.00	0.00	0.00					
	SATYANAGESWARA RAO												
106	BHARATHI VISVESWARAN	500	0.00	0	0.00	0.00	0.00	0.00					
107	P KRISHNAVENI	400	0.00	0	0.00	0.00	0.00	0.00					
108	RAJENDRA BHAGIRATH	300	0.00	0	0.00	0.00	0.00	0.00					
109	V V S CHOWDARY	200	0.00	0	0.00	0.00	0.00	0.00					
110	VUTLE MEENAKATENE RAO	200	0.00	0	0.00	0.00	0.00	0.00					
111	DOKI NAGESWARA RAO	200	0.00	0	0.00	0.00	0.00	0.00					
112	DUMPA RAMA RAO	200	0.00	0	0.00	0.00	0.00	0.00					
113	JAMI CHANDRA SEKHARAO	200	0.00	0	0.00	0.00	0.00	0.00					
114	VASA SADASIVA RAO	200	0.00	0	0.00	0.00	0.00	0.00					
115	TANGADU BAIRAGI	100	0.00	0	0.00	0.00	0.00	0.00					
116	SATYANARAYANA SABETO	100	0.00	0	0.00	0.00	0.00	0.00					
117	SINDIRI RAJA	100	0.00	0	0.00	0.00	0.00	0.00					
118	UMA SANKER SABETO	100	0.00	0	0.00	0.00	0.00	0.00					
119	A V K SASTRY	100	0.00	0	0.00	0.00	0.00	0.00					
120	MUKUNDA PANDA	100	0.00	0	0.00	0.00	0.00	0.00					
121	RADHAKRISHNA SABETO	100	0.00	0	0.00	0.00	0.00	0.00					
122	MAHINDRA SABETO	100	0.00	0	0.00	0.00	0.00	0.00					
123	GRANDHI NARASAMMA	10	0.00	0	0.00	0.00	0.00	0.00					
124	WG LAKSHMI HYMAVATHI	10	0.00	0	0.00	0.00	0.00	0.00					
125	S DHANALAKSHMI THYRU	10	0.00	0	0.00	0.00	0.00	0.00					
126	M SRIVASTA	10	0.00	0	0.00	0.00	0.00	0.00					
127	P VENKATA SRI KRISHNA	10	0.00	0	0.00	0.00	0.00	0.00					
	TOTAL :	15293923	74.88	0				0.0000					

