



Name of the Company:		VINTRON INFORMATICS LIMITED	
Scrip Code, Name of the scrip, class of security:		DSE: 122073; BSE: 517393; CSE: 10032155 (Equity Shares)	
Quarter ended:		June 30, 2014	
Partly paid-up shares:-		No. of partly paid-up shares	As a % of total no. of partly paid-up shares
			As a % of total no. of shares of the company
Held by promoter/promoter group	0	#DIV/0!	0
Held by public	0	#DIV/0!	0
Total	0	#DIV/0!	0
Outstanding convertible securities:-		No. of outstanding securities	As a % of total no. of outstanding convertible securities
			As a % of total no. of shares of the company, assuming full conversion of the convertible securities
Held by promoter/promoter group	0	#DIV/0!	0
Held by public	0	#DIV/0!	0
Total	0	#DIV/0!	0
Warrants:-		No. of warrants	As a % of total no. of warrants
			As a % of total no. of shares of the company, assuming full conversion of warrants
Held by promoter/promoter group	0	#DIV/0!	0
Held by public	0	#DIV/0!	0
Total	0	#DIV/0!	0
Total paid-up capital of the company, assuming full conversion of warrants and convertible securities		78355800	100




Statement Showing Shareholding Pattern

Category code	Category of Shareholder	Number of Shareholders	Table (I)(a)		Total shareholding as a percentage of total number of shares		Shares Pledged or otherwise encumbered	
			Total number of shares	Number of shares held in dematerialized form	As a percentage of (A+B) ¹	As a percentage of (A+B+C)	Number of shares	As a percentage
			(IV)	(V)				
(I)	(II)	(III)	(IV)	(V)	(VI)	(VII)	(VIII)	(IX) = (VIII)/(IV)*100
(A)	Shareholding of Promoter and Promoter Group²							
1	Indian							
(a)	Individuals/ Hindu Undivided Family	2	781700	781700	1.00	1.00		0.00
(b)	Central Government/ State Government(s)	0	0	0	0.00	0.00		#DIV/0!
(c)	Bodies Corporate	5	72560599	72559699	92.60	92.60		0.00
(d)	Financial Institutions/ Banks	0	0	0	0.00	0.00		#DIV/0!
(e)	Any Others(Specify)	0	0	0	0.00	0.00		#DIV/0!
(e-i)		0	0	0	0.00	0.00		#DIV/0!
(e-ii)		0	0	0	0.00	0.00		#DIV/0!
	Sub Total(A)(1)	7	73342299	73341399	93.60	93.60	0	0.00
2	Foreign							
a	Individuals (Non-Residents Individuals / Foreign Individuals)	0	0	0	0.00	0.00		#DIV/0!
b	Bodies Corporate	0	0	0	0.00	0.00		#DIV/0!
c	Institutions	0	0	0	0.00	0.00		#DIV/0!
d	Qualified Foreign Investor	0	0	0	0.00	0.00		#DIV/0!
e	Any Others(Specify)	0	0	0	0.00	0.00		#DIV/0!
e-i					0.00	0.00		#DIV/0!
e-ii								
	Sub Total(A)(2)	0	0	0	0.00	0.00	0	#DIV/0!
	Total Shareholding of Promoter and Promoter Group (A)= (A)(1)+(A)(2)	7	73342299	73341399	93.60	93.60	0	0.00




(B)	Public shareholding							
1	Institutions							
(a)	Mutual Funds/ UTI	0	0	0	0.00	0.00		
(b)	Financial Institutions/ Banks	0	0	0	0.00	0.00		
(c)	Central Government/ State Government(s)	0	0	0	0.00	0.00		
(d)	Venture Capital Funds	0	0	0	0.00	0.00		
(e)	Insurance Companies	0	0	0	0.00	0.00		
(f)	Foreign Institutional Investors	0	0	0	0.00	0.00		
(g)	Foreign Venture Capital Investors	0	0	0	0.00	0.00		
(h)	Qualified Foreign Investor	0	0	0	0.00	0.00		
(i)	Any Other (specify)	0	0	0	0.00	0.00		
(i-ii)					0.00	0.00		
(i-ii)								
	Sub-Total (B)(1)	0	0	0	0.00	0.00		
B 2	Non-institutions							
(a)	Bodies Corporate	155	414398	412198	0.53	0.53		
(b)	Individuals				0.00	0.00		
I	Individuals -i. Individual shareholders holding nominal share capital up to Rs 1 lakh	11887	4085935	3100433	5.21	5.21		
II	ii. Individual shareholders holding nominal share capital in excess of Rs. 1 lakh.	0	0	0	0.00	0.00		
(c)	Qualified Foreign Investor	13	427096	226896	0.55	0.55		
(d)	Any Other (specify)	0	0	0	0.00	0.00		
(d-i)	Clearing House / Public Trusts	1	100	100	0.00	0.00		
(d-ii)	Corporate Bodies - OCB	1	500	500	0.00	0.00		
(d-iii)	Intermediary / Other Depository A/c	0	0	0	0.00	0.00		
(d-iv)	Hindu Undevided Family	82	81137	81137	0.10	0.10		
(d-v)	Clearing Members	4	4335	4335	0.01	0.01		
	Sub-Total (B)(2)	12143	5013501	3825599	6.40	6.40		
(B)	Total Public Shareholding (B)= (B)(1)+(B)(2)	12143	5013501	3825599	6.40	6.40		
	TOTAL (A)+(B)	12150	78355800	77166998	100.00	100.00		
(C)	Shares held by Custodians and against which Depository Receipts have been issued							
1	Promoter and Promoter Group	0	0	0	0	0.00		
2	Public	0	0	0	0	0.00		
	Sub-Total (C)	0	0	0		0	0	
	GRAND TOTAL (A)+(B)+(C)	12150	78355800	77166998		100.00	0	



(I)(b) Statement showing holding of securities (including shares, warrants, convertible securities) of persons belonging to the category "Promoter and Promoter Group"

Sr. No.	Name of the shareholder	Details of Shares held		Encumbered shares (*)			Details of warrants		Details of convertible securities		Total shares (including underlying shares assuming full conversion of warrants and convertible securities) as a % of diluted share capital
		Number of shares held	As a % of grand total (A) +(B) +(C)	No.	As a percentage	As a % of grand total (A)+(B)+(C) of sub-clause (I)(a)	Number of warrants held	As a % total number of warrants of the same class	Number of convertible securities held	As a % total number of convertible securities of the same class	
(I)	(II)	(III)	(IV)	(V)	(VI)=(V)/(III)* 100	(VII)	(VIII)	(IX)	(X)	(XI)	(XII)
1	Uma Gupta	328800	0.42%	0	0.00	0.00	0	#DIV/0!	0	#DIV/0!	
2	R. K. Gupta	452900	0.58%	0	0.00	0.00	0	#DIV/0!	0	#DIV/0!	
3	Vintron Computers Pvt. Ltd.	900	0.00%	0	0.00	0.00	0	#DIV/0!	0	#DIV/0!	
4	Vintron Electronics Limited	4170	0.01%	0	0.00	0.00	0	#DIV/0!	0	#DIV/0!	
5	Ritika Electronics Pvt Ltd	23000	0.03%	0	0.00	0.00	0	#DIV/0!	0	#DIV/0!	
6	Vintron Computers Pvt. Ltd.	32529	0.04%	0	0.00	0.00	0	#DIV/0!	0	#DIV/0!	
7	Goodworth Build Invest Private Limited	72500000	92.53%	0	0.00	0.00	0	#DIV/0!	0	#DIV/0!	
TOTAL		73342299	93.60%	0	0	0	0	#DIV/0!	0	#DIV/0!	0

(*) The term "encumbrance" has the same meaning as assigned to it in regulation 28(3) of the SAST Regulations, 2011




(l)(c)(i) Statement showing holding of securities (including shares, warrants, convertible securities) of persons belonging to the category "Public" and holding more than 1% of the total number of shares

Sr. No.	Name of the shareholder	Number of shares held	Shares as a percentage of total number of shares {i.e., Grand Total (A)+(B)+(C) indicated in Statement at para (l)(a) above}	Details of warrants		Details of convertible securities		Total shares (including underlying shares assuming full conversion of warrants and convertible securities) as a % of diluted share capital
				Number of warrants held	As a % total number of warrants of the same class	Number of convertible securities held	% w.r.t total number of convertible securities of the same class	
1		0	0.00	0	#DIV/0!	0	#DIV/0!	
2		0	0.00	0	#DIV/0!	0	#DIV/0!	
3		0	0.00	0	#DIV/0!	0	#DIV/0!	
4		0	0.00	0	#DIV/0!	0	#DIV/0!	
5		0	0.00	0	#DIV/0!	0	#DIV/0!	
6		0	0.00	0	#DIV/0!	0	#DIV/0!	
7		0	0.00	0	#DIV/0!	0	#DIV/0!	
8		0	0.00	0	#DIV/0!	0	#DIV/0!	
9		0	0.00	0	#DIV/0!	0	#DIV/0!	
10		0	0.00	0	#DIV/0!	0	#DIV/0!	
TOTAL		0	0.00	0	#DIV/0!	0	#DIV/0!	0




(l)(c)(ii) Statement showing holding of securities (including shares, warrants, convertible securities) of persons (together with PAC) belonging to the category "Public" and holding more than 5% of the total number of shares of the company

Sr. No.	Name(s) of the shareholder(s) and the Persons Acting in Concert (PAC) with them	Number of shares	Shares as a percentage of total number of shares {i.e., Grand Total (A)+(B)+(C) indicated in Statement at para (l)(a) above}	Details of warrants		Details of convertible securities		Total shares (including underlying shares assuming full conversion of warrants and convertible securities) as a % of diluted share capital
				Number of warrants	As a % total number of warrants of the same class	Number of convertible securities held	% w.r.t total number of convertible securities of the same class	
1		0	0.00	0	#DIV/0!	0	#DIV/0!	
2		0	0.00	0	#DIV/0!	0	#DIV/0!	
3		0	0.00	0	#DIV/0!	0	#DIV/0!	
4		0	0.00	0	#DIV/0!	0	#DIV/0!	
5		0	0.00	0	#DIV/0!	0	#DIV/0!	
6		0	0.00	0	#DIV/0!	0	#DIV/0!	
7		0	0.00	0	#DIV/0!	0	#DIV/0!	
8		0	0.00	0	#DIV/0!	0	#DIV/0!	
9		0	0.00	0	#DIV/0!	0	#DIV/0!	
10		0	0.00	0	#DIV/0!	0	#DIV/0!	
TOTAL		0	0.00	0	#DIV/0!	0	#DIV/0!	0




(i)(d) Statement showing details of locked-in shares

Sr. No.	Name of the shareholder	Number of locked-in shares	Locked-in shares as a percentage of total number of shares (i.e., Grand Total (A)+(B)+(C) indicated in Statement at para (I)(a) above}
1			0.00
2			0.00
3			0.00
4			0.00
5			0.00
6			0.00
7			0.00
8			0.00
9			0.00
TOTAL		0	0.00



(II)(a) Statement showing details of Depository Receipts (DRs)

Sr. No.	Type of outstanding DR (ADRs, GDRs, SDRs, etc.)	Number of outstanding DRs	Number of shares underlying outstanding DRs	Shares underlying outstanding DRs as a percentage of total number of shares {i.e., Grand Total (A)+(B)+(C) indicated in Statement at para (I)(a) above}
1		0	0	0.00
2		0	0	0.00
3		0	0	0.00
4		0	0	0.00
5		0	0	0.00
6		0	0	0.00
7		0	0	0.00
8		0	0	0.00
9		0	0	0.00
TOTAL		0	0	0.00



(II)(b) Statement showing holding of Depository Receipts (DRs), where underlying shares held by "promoter/promoter group" are in excess of 1% of the total number of shares

Sr. No.	Name of the DR Holder	Type of outstanding DR (ADRs, GDRs, SDRs, etc.)	Number of shares underlying outstanding DRs	Shares underlying outstanding DRs as a percentage of total number of shares (i.e., Grand Total (A)+(B)+(C) indicated in Statement at para (I)(a) above)
1		0	0	0.00
2		0	0	0.00
3		0	0	0.00
4		0	0	0.00
5		0	0	0.00
6		0	0	0.00
7		0	0	0.00
8		0	0	0.00
9		0	0	0.00
TOTAL		0	0	0.00

