


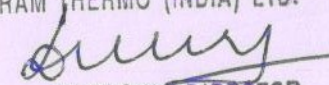
Statement Showing Shareholding Pattern								
Name of the Company :		VIKRAM THERMO (INDIA) LIMITED						
Scrip Code :		530477	Name of the Scrip :		VIKRAMTH			
Quarter Ended :		31.03.2014	Class of Security :		Equity Share			
Category code	Category of Shareholder	Number of Shareholders	Total number of shares	Number of shares held in dematerialized form	Total shareholding as a percentage of total number of shares		Shares Pledged or otherwise encumbered	
					As a percentage of(A+B) ¹	As a percentage of (A+B+C)	No. of Shares (VIII)	As a percentage (IX)=(VIII)/(IV)*100
(I)	(II)	(III)	(IV)	(V)				
(A)	Shareholding of Promoter and Promoter Group ²							
1	Indian							
(a)	Individuals/ Hindu Undivided Family	27	3375436	3375436	60.46	60.46	0	0.00
(b)	Central Government/ State Government(s)	0	0	0	0.00	0.00	0	0.00
(c)	Bodies Corporate	0	0	0	0.00	0.00	0	0.00
(d)	Financial Institutions/ Banks	0	0	0	0.00	0.00	0	0.00
(e)	Any Others(Specify)	0	0	0	0.00	0.00	0	0.00
(e-i)								
(e-ii)								
	Sub Total(A)(1)	27	3375436	3375436	60.46	60.46	0	0.00
2	Foreign							
a	Individuals (Non-Residents Individuals/ Foreign Individuals)	0	0	0	0.00	0.00	0	0.00
b	Bodies Corporate	0	0	0	0.00	0.00	0	0.00
c	Institutions	0	0	0	0.00	0.00	0	0.00
d	Any Others(Specify)	0	0	0	0.00	0.00	0	0.00
d-i								
d-ii								
	Sub Total(A)(2)	0	0	0	0.00	0.00	0	0.00
	Total Shareholding of Promoter and Promoter Group (A)= (A)(1)+(A)(2)	27	3375436	3375436	60.46	60.46	0	0.00

For. VIKRAM THERMO (INDIA) LTD.


MANAGING DIRECTOR

(B)	Public shareholding							
1	Institutions							
(a)	Mutual Funds/ UTI	2	11500	0	0.21	0.21	0	0.00
(b)	Financial Institutions / Banks	0	0	0	0.00	0.00	0	0.00
(c)	Central Government/ State Government(s)	0	0	0	0.00	0.00	0	0.00
(d)	Venture Capital Funds	0	0	0	0.00	0.00	0	0.00
(e)	Insurance Companies	0	0	0	0.00	0.00	0	0.00
(f)	Foreign Institutional Investors	0	0	0	0.00	0.00	0	0.00
(g)	Foreign Venture Capital Investors	0	0	0	0.00	0.00	0	0.00
(h)	Any Other (specify)	0	0	0	0.00	0.00	0	0.00
	Sub-Total (B)(1)	2	11500	0	0.21	0.21	0	0.00
B 2	Non-institutions							
(a)	Bodies Corporate	53	115381	108781	2.07	2.07	0	0.00
(b)	Individuals							
I	Individuals -i. Individual shareholders holding nominal share capital up to Rs 1 lakh	2031	1177417	967711	21.09	21.09	0	0.00
II	ii. Individual shareholders holding nominal share capital in excess of Rs. 1 lakh.	34	727349	727349	13.03	13.03	0	0.00
(c)	Any Other (specify)/ NRI/Individual Trust							
(c-i)	NRI with Repatriation	36	173786	120886	3.11	3.11	0	0.00
	NRI with Non-Repatriation	0	0	0	0.00	0.00	0	0.00
(c-ii)	Trust	0	0	0	0.00	0.00	0	0.00
(c-iii)	Clearing Member and Clearing House	10	1701	1701	0.03	0.03	0	0.00
	Sub-Total (B)(2)	2164	2195634	1926428	39.33	39.33	0	0.00
(B)	Total Public Shareholding (B)= (B)(1)+(B)(2)	2166	2207134	1926428	39.54	39.54	0	0.00
	TOTAL (A)+(B)	2193	5582570	5301864	100.00	100.00	0	0.00
(C)	Shares held by Custodians and against which Depository Receipts have been issued							
1	Promoter and Promoter Group	0	0	0	0	0	0	0.00
2	Public	0	0	0	0	0	0	0.00
	Sub-Total (C)	0	0	0	0	0	0	0.00
	GRAND TOTAL (A)+(B)+(C)	2193	5582570	5301864	100.00	100.00	0	0.00

For. VIKRAM THERMO (INDIA) LTD.


MANAGING DIRECTOR

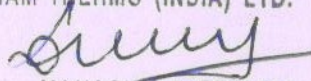
Sub Table (I)(a)			
Partly paid-up shares:-	No. of partly paid-up shares	As a % of total no. of partly paid-up shares	As a % of total no. of shares of the company
Held by promoter/promoter group	0	0	0
Held by public	0	0	0
Total - D	0	0	0
Outstanding convertible securities:-	No. of outstanding securities	As a % of total no. of outstanding convertible securities	As a % of total no. of shares of the company, assuming full conversion of the convertible securities
Held by promoter/promoter group	0	0	0
Held by public	0	0	0
Total - E	0	0	0
Warrants:-	No. of warrants	As a % of total no. of warrants	As a % of total no. of shares of the company, assuming full conversion of warrants
Held by promoter/promoter group	0	0	0
Held by public	0	0	0
Total - F	0	0	0
Total paid-up capital of the company, assuming full conversion of warrants and convertible securities (Grand Total (A+B+C)+ D+E+F)	5582570	0	100

For. VIKRAM THERMO (INDIA) LTD.

[Signature]
MANAGING DIRECTOR

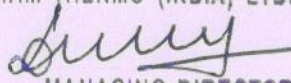
(I)(b) Statement showing Shareholding of persons belonging to the category						
"Promoter and Promoter Group" 31.03.2014						
Sr.No.	Name of the shareholder	Total Shares Held		Shares pledged or otherwise encumbered		
(I)	(II)	Number of shares (III)	Shares as a percentage of total number of shares {i.e., Grand Total (A)+(B)+(C) indicated in Statement at para (I)(a) above} (IV)	Number (V)	As a percentage (VI)=(V)/(III)* 100	As a % of grand total (A)+(B)+(C) of sub-clause (I) (a)(VII)
1	AMBALAL KARSANDAS PATEL	279000	4.9977	0.00	0.00	0.00
2	DHIRAJBHAI KARSANDAS PATEL	279039	4.9984	0.00	0.00	0.00
3	GHANSHAYAMBHAI KARSANDAS PATEL	264416	4.7365	0.00	0.00	0.00
4	KUNDANBEN AMBALAL PATEL	251000	4.4961	0.00	0.00	0.00
5	HARJIVANBHAI K PATEL	251039	4.4968	0.00	0.00	0.00
6	MAHENDRABHAI G PATEL	234462	4.1999	0.00	0.00	0.00
7	KANTABEN HARJIVANBHAI PATEL	233345	4.1799	0.00	0.00	0.00
8	KANCHANBEN GHANSHYAMBHAI PATEL	174765	3.1305	0.00	0.00	0.00
9	VIMLABEN DHIRAJBHAI PATEL	202258	3.6230	0.00	0.00	0.00
10	HARJIVANBHAI K PATEL HUF (KARTA OF HKH)	149757	2.6826	0.00	0.00	0.00
11	KARSHANBHAI J PATEL	143500	2.5705	0.00	0.00	0.00
12	VIKALP D PATEL	127115	2.2770	0.00	0.00	0.00
13	ANKUR DHIRAJBHAI PATEL	80077	1.4344	0.00	0.00	0.00
14	VIMLABEN DHIRAJBHAI PATEL	64000	1.1464	0.00	0.00	0.00
15	SHAILESH AMBALAL PATEL	111000	1.9883	0.00	0.00	0.00
16	PATEL ALPESH AMBALAL	97000	1.7376	0.00	0.00	0.00
17	DINESH HARJIVANBHAI PATEL	64741	1.1597	0.00	0.00	0.00
18	JAIMIN PATEL	43000	0.7703	0.00	0.00	0.00
19	INDUBEN C PATEL	42900	0.7685	0.00	0.00	0.00
20	NIMISH CHIMANBHAI PATEL	42500	0.7613	0.00	0.00	0.00
21	CHIMANBHAI K PATEL	42500	0.7613	0.00	0.00	0.00
22	ANKUR DHIRAJBHAI PATEL	37826	0.6776	0.00	0.00	0.00
23	DHIRAJBHAI K PATEL - HUF	36900	0.6610	0.00	0.00	0.00
24	BIJALBEN D. PATEL	40403	0.7237	0.00	0.00	0.00
25	GHANSHAYAMBHAI KARSANDAS PATEL	28993	0.5193	0.00	0.00	0.00
26	MANISHABEN C PATEL	22900	0.4102	0.00	0.00	0.00
27	AMBALAL K PATEL	31000	0.5553	0.00	0.00	0.00
	TOTAL	3375436	60.4638	0.00	0.00	0.00

For. VIKRAM THERMO (INDIA) LTD.


MANAGING DIRECTOR


(I)(c)(i) Statement showing Shareholding of persons belonging to the category "Public" and holding more than 1% of the total number of shares 31.03.14								
Sr. No.	Name of the shareholder	Number of shares	Shares as a percentage of total number of shares {i.e., Grand Total (A)+(B)+(C) indicated in Statement at para (I)(a) above}	Details of warrants		Details of convertible securities		Total shares (including underlying shares assuming full conversion of warrants and convertible securities) as a % of diluted share capital
				Number of warrants	As a % total number of warrants of the same class	Number of convertible securities held	% w.r.t total number of convertible securities of the same class	
1	Uday Ananth Nayak	77786	1.39	0	0	0	0	0
Total		77786	1.39	0	0	0	0	0
(I)(c)(ii) Statement showing holding of securities (including shares, warrants, convertible securities) of persons (together with PAC) belonging to the category "Public" and holding more than 5% of the total number of shares 31.03.14								
Sr. No.	Name(s) of the shareholder(s) and the Persons Acting in Concert (PAC) with them	Number of shares	Shares as a percentage of total number of shares {i.e., Grand Total (A)+(B)+(C) indicated in Statement at para (I)(a) above}	Details of warrants		Details of convertible securities		Total shares (including underlying shares assuming full conversion of warrants and convertible securities)
				Number of warrants	As a % total number of warrants of the same class	Number of convertible securities held	% w.r.t total number of convertible securities of the same class	
1	N.A.	0	0	0	0	0	0	0
TOTAL		0	0	0	0	0	0	0

For. VIKRAM THERMO (INDIA) LTD.


MANAGING DIRECTOR


(I)(d) Statement showing details of locked-in shares 31.03.14				
Sr. No.	Name of the shareholder	Number of locked-in shares	Locked-in shares as a percentage of total number of shares (i.e., Grand Total (A)+(B)+(C) indicated in Statement at para (I)(a) above}	Promoter / Promoter Group / Public
1	N.A.	0	0.00	0.00
TOTAL		0	0.00	0.00

For. VIKRAM THERMO (INDIA) LTD.


MANAGING DIRECTOR

(II)(a) Statement showing details of Depository Receipts (DRs) 31.03.2014				
Sr. No.	Type of outstanding DR (ADRs, GDRs, SDRs, etc.)	Number of outstanding DRs	Number of shares underlying outstanding DRs	Shares underlying outstanding DRs as a percentage of total number of shares {i.e., Grand Total (A)+(B)+(C) indicated in Statement at para (I)(a) above}
1	N.A.	0	0	0
TOTAL		0	0	0
(II)(b) Statement showing holding of Depository Receipts (DRs), where underlying shares held by "promoter/promoter group" are in excess of 1% of the total number of shares 31.03.2014				
Sr. No.	Name of the DR Holder	Type of outstanding DR (ADRs, GDRs, SDRs, etc.)	Number of shares underlying outstanding DRs	Shares underlying outstanding DRs as a percentage of total number of shares {i.e., Grand Total (A)+(B)+(C) indicated in Statement at para (I)(a) above}
1	N.A.	N.A.	0	0
TOTAL		0	0	0

For, VIKRAM THERMO (INDIA) LTD.


MANAGING DIRECTOR