


Sub Table (I)(a)

Partly paid-up shares:-	No. of partly paid-up shares	As a % of total no. of partly paid-up shares	As a % of total no. of shares of the company
Held by promoter/promoter group	0	0	0
Held by public	0	0	0
Total - D	0	0	0
Outstanding convertible securities:-	No. of outstanding securities	As a % of total no. of outstanding convertible securities	As a % of total no. of shares of the company, assuming full conversion of the convertible securities
Held by promoter/promoter group	0	0	0
Held by public	0	0	0
Total - E	0	0	0
Warrants:-	No. of warrants	As a % of total no. of warrants	As a % of total no. of shares of the company, assuming full conversion of warrants
Held by promoter/promoter group	0	0	0
Held by public	0	0	0
Total - F	0	0	0
Total paid-up capital of the company, assuming full conversion of warrants and convertible securities (Grand Total (A+B+C)+ D+E+F)	5582570	0	100

For, VIKRAM THERMO (INDIA) LTD.


MANAGING DIRECTOR

Statement Showing Shareholding Pattern


Name of the Company :		VIKRAM THERMO (INDIA) LIMITED						
Scrip Code :	530477	Name of the Scrip :	VIKRAMTH					
Quarter Ended :	31.12.2014	Class of Security :	Equity Share					
Category code	Category of Shareholder	Number of Shareholders	Total number of shares	Number of shares held in dematerialized form	As a percentage of (A+B) ¹	As a percentage of (A+B+C)	No. of Shares (VIII)	As a percentage (IX)=(VIII)/(IV)*100
(I)	(II)	(III)	(IV)	(V)	(A+B) ¹	(A+B+C)	(VIII)	(IX)=(VIII)/(IV)*100
(A)	Shareholding of Promoter and Promoter Group²							
1	Indian							
(a)	Individuals/ Hindu Undivided Family	27	3359697	3359697	60.1819	60.1819	0	0.00
(b)	Central Government/ State Government(s)	0	0	0	0.0000	0.0000	0	0.00
(c)	Bodies Corporate	0	0	0	0.0000	0.0000	0	0.00
(d)	Financial Institutions/ Banks	0	0	0	0.0000	0.0000	0	0.00
(e)	Any Others(Specify)	0	0	0	0.0000	0.0000	0	0.00
(e-i)								
(e-ii)								
	Sub Total(A)(1)	27	3359697	3359697	60.1819	60.1819	0	0.00
2	Foreign							
a	Individuals (Non-Residents)							
	Foreign Individuals)	0	0	0	0.0000	0.0000	0	0.00
b	Bodies Corporate	0	0	0	0.0000	0.0000	0	0.00
c	Institutions	0	0	0	0.0000	0.0000	0	0.00
d	Any Others(Specify)	0	0	0	0.0000	0.0000	0	0.00
d-i								
d-ii								
	Sub Total(A)(2)	0	0	0	0.0000	0.0000	0	0.00
	Total Shareholding of Promoter and Promoter Group (A)= (A)(1)+(A)(2)	27	3359697	3359697	60.1819	60.1819	0	0.00

For. VIKRAM THERMO (INDIA) LTD.

[Signature]
MANAGING DIRECTOR

(B)	Public shareholding													
I	Institutions													
(a)	Mutual Funds/ UTI	2	11500	0	0.2060	0.2060	0	0.00						0.00
(b)	Financial Institutions / Banks	0	0	0	0.0000	0.0000	0	0.00						0.00
(c)	Central Government/ State Government(s)	0	0	0	0.0000	0.0000	0	0.00						0.00
(d)	Venture Capital Funds	0	0	0	0.0000	0.0000	0	0.00						0.00
(e)	Insurance Companies	0	0	0	0.0000	0.0000	0	0.00						0.00
(f)	Foreign Institutional Investors	0	0	0	0.0000	0.0000	0	0.00						0.00
(g)	Foreign Venture Capital Investors	0	0	0	0.0000	0.0000	0	0.00						0.00
(h)	Any Other (specify)	0	0	0	0.0000	0.0000	0	0.00						0.00
	Sub-Total (B)(1)	2	11500	0	0.2060	0.2060	0	0.00						0.00
B 2	Non-institutions													
(a)	Bodies Corporate	82	185095	178495	3.3156	3.3156	0	0.00						0.00
(b)	Individuals													
	Individuals -i. Individual shareholders holding nominal share capital up to Rs 1 lakh	2815	1497915	1290509	26.8320	26.8320	0	0.00						0.00
II	Individual shareholders holding nominal share capital in excess of Rs. 1 lakh.	14	266487	266487	4.7736	4.7736	0	0.00						0.00
(c)	Any Other (specify)/ NRI/Individual Trust													
(c-i)	NRI with Repatriation	63	243931	191031	4.3695	4.3695	0	0.00						0.00
	NRI with Non-Repatriation	0	0	0	0.0000	0.0000	0	0.00						0.00
(c-ii)	Trust	0	0	0	0.0000	0.0000	0	0.00						0.00
(c-iii)	Clearing Member and Clearing House	15	17945	17945	0.3214	0.3214	0	0.00						0.00
	Sub-Total (B)(2)	2989	2211373	1944467	39.6121	39.6121	0	0.00						0.00
(B)	Total Public Shareholding (B)= (B)(1)+(B)(2)	2991	2222873	1944467	39.8181	39.8181	0	0.00						0.00
	TOTAL (A)+(B)	3018	5582570	5304164	100.00	100.00	0	0.00						0.00
(C)	Shares held by Custodians and against which Depository Receipts have been issued													
1	Promoter and Promoter Group	0	0	0	0	0	0	0.00						0.00
2	Public	0	0	0	0	0	0	0.00						0.00
	Sub-Total (C)	0	0	0	0	0	0	0.00						0.00
	GRAND TOTAL (A)+(B)+(C)	3018	5582570	5304164	100.00	100.00	0	0.00						0.00

(1)(b)		Statement showing Shareholding of persons belonging to the category "Promoter and Promoter Group" 31.12.2014				
Sr.No. (I)	Name of the shareholder (II)	Total Shares Held Number of shares (III)	Shares as a percentage of total number of shares {i.e., Grand Total (A)+(B)+(C) indicated in Statement at para (I)(a) above} (IV)	Shares pledged or otherwise encumbered Number (V)	As a percentage (VI)=(V)/((III)* 100	As a % of grand total (A)+(B)+(C) of sub-clause (I) (a)(VII)
1	AMBALAL KARSANDAS PATEL	279000	4.99770	0.00	0.00	0.00
2	DHIRAJBHAI KARSANDAS PATEL	279039	4.99840	0.00	0.00	0.00
3	GHANSHAYAMBHAI KARSANDAS PATEL	264831	4.74389	0.00	0.00	0.00
4	KUNDANBEN PATEL	251000	4.49614	0.00	0.00	0.00
5	HARJIVANBHAI K PATEL	251039	4.49684	0.00	0.00	0.00
6	MAHENDRABHAI G PATEL	238262	4.26796	0.00	0.00	0.00
7	KANTABEN HARJIVANBHAI PATEL	233345	4.17988	0.00	0.00	0.00
8	KANCHANBEN GHANSHAYAMBHAI PATEL	175765	3.14846	0.00	0.00	0.00
9	VIMLABEN DHIRAJBHAI PATEL	202258	3.62303	0.00	0.00	0.00
10	HARJIVANBHAI K PATEL HUF (KARTA OF HKH)	149757	2.68258	0.00	0.00	0.00
11	KARSHANBHAI J PATEL	107847	1.93185	0.00	0.00	0.00
12	VIKALP D PATEL	127115	2.27700	0.00	0.00	0.00
13	ANKUR DHIRAJBHAI PATEL	80077	1.43441	0.00	0.00	0.00
14	VIMLABEN DHIRAJBHAI PATEL	64000	1.14643	0.00	0.00	0.00
15	SHAILESH AMBALAL PATEL	111000	1.98833	0.00	0.00	0.00
16	PATEL ALPESH AMBALAL	103960	1.86222	0.00	0.00	0.00
17	DINESH HARJIVANBHAI PATEL	71692	1.28421	0.00	0.00	0.00
18	JAIMIN PATEL	43000	0.77025	0.00	0.00	0.00
19	INDUBEN C PATEL	42900	0.76846	0.00	0.00	0.00
20	CHIMANBHAI K PATEL	42500	0.76130	0.00	0.00	0.00
21	NIMESH C PATEL	42500	0.76130	0.00	0.00	0.00
22	ANKUR DHIRAJBHAI PATEL	37826	0.67757	0.00	0.00	0.00
23	DHIRAJBHAI K PATEL - HUF	36900	0.66099	0.00	0.00	0.00
24	GHANSHAYAMBHAI KARSANDAS PATEL	29680	0.53165	0.00	0.00	0.00
25	MANISHABEN C PATEL	22900	0.41021	0.00	0.00	0.00
26	AMBALAL K PATEL	31000	0.55530	0.00	0.00	0.00
27	BIJALBEN DINESHKUMAR PATEL	40504	0.72554	0.00	0.00	0.00
	TOTAL	3359697	60.18191	0.00	0.00	0.00


 For, VIKRAM THERMO (INDIA) LTD.
 MANAGING DIRECTOR

Statement showing details of locked-in shares 31.12.14					
(I)(d)	Sr. No.	Name of the shareholder	Number of locked-in shares	Locked-in shares as a percentage of total number of shares {i.e., Grand Total (A)+(B)+(C) indicated in Statement at para (I)(a) above}	Promoter / Promoter Group / Public
	1	N.A.	0	0.00	0.00
		TOTAL	0	0.00	0.00

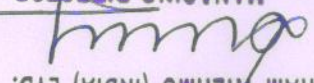
For. VIKRAM THERMO (INDIA) LTD.


MANAGING DIRECTOR

(II)(a) Statement showing details of Depository Receipts (DRs) 31.12.2014				
Sr. No.	Type of outstanding DR (ADRs, GDRs, SDRs, etc.)	Number of outstanding DRs	Number of shares underlying outstanding DRs	Shares underlying outstanding DRs as a percentage of total number of shares {i.e., Grand Total (A)+(B)+(C) indicated in Statement at para (I)(a) above}
1	N.A.	0	0	0
	TOTAL	0	0	0

(II)(b) Statement showing holding of Depository Receipts (DRs), where underlying shares held by "promoter/promoter group" are in excess of 1% of the total number of shares 31.12.2014

Sr. No.	Name of the DR Holder	Type of outstanding DR (ADRs, GDRs, SDRs, etc.)	Number of shares underlying outstanding DRs	Shares underlying outstanding DRs as a percentage of total number of shares {i.e., Grand Total (A)+(B)+(C) indicated in Statement at para (I)(a) above}
1	N.A.	N.A.	0	0
	TOTAL	0	0	0

For, VIKRAM THERMO (INDIA) LTD.

 MANAGING DIRECTOR