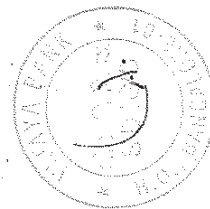
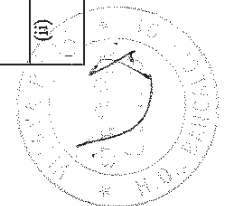


## (f) (a) Statement showing Shareholding Pattern

Name of the Company: VIJAYA BANK		BSE-	NSE-	;	Equity
Scrip Code, Name of the scrip, class of security: 532401					
Quarter ended: 31.03.2015					
Partly paid-up shares:-	No. of partly paid-up shares	As a % of total no. of partly paid-up shares		As a % of total no. of shares of the company	
Held by Promoter / Promoter Group	0	0.0000		0.0000	
Held by public	0	0.0000		0.0000	
<b>Total</b>	<b>0</b>	<b>0.0000</b>		<b>0.0000</b>	
Outstanding convertible securities:-	No. of outstanding securities	As a % of total No. of outstanding convertible securities		As a % of total no. of shares of the company, assuming full conversion of the convertible securities	
Held by Promoter / Promoter Group	0	0.0000		0.0000	
Held by public	0	0.0000		0.0000	
<b>Total</b>	<b>0</b>	<b>0.0000</b>		<b>0.0000</b>	
Warrants:-	No. of warrants	As a % of total no. of warrants		As a % of total no. of shares of the company, assuming full conversion of warrants	
Held by Promoter / Promoter Group	0	0.0000		0.0000	
Held by public	0	0.0000		0.0000	
<b>Total</b>	<b>0</b>	<b>0.0000</b>		<b>0.0000</b>	
<b>Total paid-up capital of the company assuming full conversion of warrants and convertible securities</b>					<b>859119307</b>



Category Code	Category of shareholder	Number of shareholders	Total number of shares	Number of shares held in dematerialised form	Total shareholding as a percentage of total number of			Shares pledged or otherwise encumbered	
					As a percentage of (A+B) (VI)	As a percentage of (A+B+C) (VII)	Number of shares (VIII)	As a percentage (IX) = (VIII)/(IV)*100	
(A)	Promoter and Promoter Group								
1	Indian								
(a)	Individuals/Hindu Undivided Family	0	0	0	0.0000	0.0000	0	0	0.0000
(b)	Central Government/State Government(s)	1	636247049	636247049	74.0581	74.0581	0	0	0.0000
(c)	Bodies Corporate	0	0	0	0.0000	0.0000	0	0	0.0000
(d)	Financial Institutions / Banks	0	0	0	0.0000	0.0000	0	0	0.0000
(e)	Any Other (specify)	0	0	0	0.0000	0.0000	0	0	0.0000
	<b>Sub Total (A)(I)</b>	<b>1</b>	<b>636247049</b>	<b>636247049</b>	<b>74.0581</b>	<b>74.0581</b>	<b>0</b>	<b>0</b>	<b>0.0000</b>
2	Foreign								
(a)	Individuals (Non-Resident Individuals/Foreign Individuals)	0	0	0	0.0000	0.0000	0	0	0.0000
(b)	Bodies Corporate	0	0	0	0.0000	0.0000	0	0	0.0000
(c)	Institutions	0	0	0	0.0000	0.0000	0	0	0.0000
(d)	Qualified Foreign Investors	0	0	0	0.0000	0.0000	0	0	0.0000
(e)	Any Other (specify)	0	0	0	0.0000	0.0000	0	0	0.0000
	<b>Sub Total (A)(2)</b>	<b>0</b>	<b>0</b>	<b>0</b>	<b>0.0000</b>	<b>0.0000</b>	<b>0</b>	<b>0</b>	<b>0.0000</b>
	<b>Total Shareholding of Promoter and Promoter Group (A)=(A)(I)+(A)(2)</b>	<b>1</b>	<b>636247049</b>	<b>636247049</b>	<b>74.0581</b>	<b>74.0581</b>	<b>0</b>	<b>0</b>	<b>0.0000</b>
(B)	Public shareholding								
1	Institutions								
(a)	Mutual Funds/UTI	0	0	0	0.0000	0.0000	0	0	0.0000
(b)	Financial Institutions / Banks	29	62006779	62006779	7.2175	7.2175	0	0	0.0000
(c)	Central Government/State Government(s)	2	71200	71200	0.0083	0.0083	0	0	0.0000
(d)	Venture Capital Funds	0	0	0	0.0000	0.0000	0	0	0.0000
(e)	Insurance Companies	5	7652034	7652034	0.8907	0.8907	0	0	0.0000
(f)	Foreign Institutional Investors	62	24928733	24928733	2.9017	2.9017	0	0	0.0000
(g)	Foreign Venture Capital Investors	0	0	0	0.0000	0.0000	0	0	0.0000
(h)	Qualified Foreign Investors	0	0	0	0.0000	0.0000	0	0	0.0000
(i)	Any Other	0	0	0	0.0000	0.0000	0	0	0.0000
	<b>Sub Total (B)(I)</b>	<b>98</b>	<b>94658746</b>	<b>94658746</b>	<b>11.0181</b>	<b>11.0181</b>	<b>0</b>	<b>0</b>	<b>0.0000</b>
2	Non-institutions								
(a)	Bodies Corporate	1564	13779212	13169412	1.6039	1.6039	0	0	0.0000
(b) (i)	Individuals - shareholders holding nominal share capital up to Rs 1 Lakh	270430	84400472	62736869	9.8241	9.8241	0	0	0.0000
(ii)	Individual shareholders holding nominal share capital in excess of Rs. 1 Lakh	492	24715335	23902635	2.8768	2.8768	0	0	0.0000




Category code	Category of shareholder	Number of shareholders	Total number of shares	Number of shares held in dematerialized form	Total shareholding as a percentage of total number of			Shares pledged or otherwise encumbered	
					As a percentage of (A+B) (VI)	As a percentage of (A+B+C) (VII)	Number of shares (VIII)	As a percentage (IX) = (VIII)/(IV)*100	
(c)	Qualified Foreign Investors	0	0	0	0.0000	0.0000	-	-	-
	Foreign Portfolio Investor (Corporate)	4	1051414	1051414	0.1224	0.1224	-	-	-
(d)	Any Other (Trusts)	7	54680	54680	0.0064	0.0064	-	-	-
i	Non Resident Indians (Repat)	1366	2193289	2155389	0.2553	0.2553	-	-	-
ii	Non Resident Indians (Non Repat)	850	782047	411947	0.0910	0.0910	-	-	-
iii	HUF	740	366363	366363	0.0426	0.0426	-	-	-
iv	Clearing Member	201	681187	681187	0.0793	0.0793	-	-	-
v	Market Maker	46	189313	189313	0.0220	0.0220	-	-	-
vi	Foreign Mutual Fund	0	0	0	0.0000	0.0000	-	-	-
vii	Foreign Nationals	1	200	200	0.0000	0.0000	-	-	-
	Sub Total (B)(2)	275701	128213512	104719409	14.9238	14.9238	-	-	-
	Total Public Shareholding Public Group (B)= (B)(1)+(B)(2)	275799	222872258	199377655	25.9419	25.9419	0	0.0000	0.0000
(C)	Total (A)+(B) Shares held by custodians and against which Depository Receipts have been issued	275800	859119307	835624704	100.0000	100.0000	0	0.0000	0.0000
i	Promoter and Promoter group	0	0	0	0.0000	0.0000	0	0.0000	0.0000
ii	Public	0	0	0	0.0000	0.0000	0	0.0000	0.0000
	Sub Total (C)	0	0	0	0	0	0	0.0000	0.0000
	GRAND TOTAL (A)+(B)+(C)	275800	859119307	835624704	100.0000	100.0000	0	0.0000	0.0000



(1)(b) Statement showing holding of securities (including shares, warrants, convertible securities) of persons belonging to the category "Promoter and Promoter Group"

Sr. No.	Name of the shareholder	Details of Shares held		Encumbered shares		Details of warrants		Details of convertible securities		Total shares (including underlying shares assuming full conversion of warrants and convertible securities) as a % of diluted share capital
		Number of shares held	As a % of grand total (A)+(B)+(C)	No.	As a percentage	As a % total number of warrants the same class	Number of warrants held	As a % total number of convertible securities of the same class	Number of convertible securities held	
(1)	(II)	(III)	(IV)	(V)	(VI)=(V)/(II)*100	(VII)	(IX)	(X)	(XI)	(XII)
1	PRESIDENT OF INDIA	636247049	74.06	0	0.00	0.00				
	<b>TOTAL</b>	<b>636247049</b>	<b>74.06</b>	<b>0</b>	<b>0.00</b>	<b>0.00</b>				

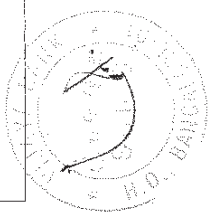


(1)(c)(i) Statement showing holding of securities (including shares, warrants, convertible securities) of persons belonging to the category "Public" and holding more than 1% of the total number of shares

Sr. No.	Name of the shareholder	Number of shares held	Shares as a percentage of total number of shares i.e., Grand Total (A)+(B)+(C) indicated in Statement at para (1)(a) above	Details of warrants		Details of convertible securities		Total shares (including underlying shares assuming full conversion of warrants and convertible securities) as a % of diluted share capital
				Number of warrants held	As a % total number of warrants of the same class	Number of convertible securities held	% w.r.t total number of convertible securities of the same class	
1	LIFE INSURANCE CORPORATION OF INDIA AAAACL0582H	61225855	7.13					
	TOTAL	61225855	7.13					

(1)(c)(ii) Statement showing holding of securities (including shares, warrants, convertible securities) of persons (together with PAC) belonging to the category "Public" and holding more than 5% of the total number of shares of the company

Sr. No.	Name(s) of the shareholder(s) and the Persons Acting in Concert (PAC) with them	Number of shares	Shares as a percentage of total number of shares i.e., Grand Total (A)+(B)+(C) indicated in Statement at para (1)(a) above	Details of warrants		Details of convertible securities		Total shares (including underlying shares assuming full conversion of warrants and convertible securities) as a % of diluted share capital
				Number of warrants	As a % total number of warrants of the same class	Number of convertible securities held	% w.r.t total number of convertible securities of the same class	
1	LIFE INSURANCE CORPORATION OF INDIA AAAACL0582H	61225855	7.13					
	TOTAL	61225855	7.13					



(I)(d)	<u>Statement showing details of locked-in shares</u>			
Sr. No.	Name of the shareholder	Number of Locked in Shares	Locked-in shares as a percentage of total number of shares [i.e., Grand Total (A)+(B)+(C) indicated in Statement at para (I)(a) above]	Promoter / Promoter Group / Public
1	PRESIDENT OF INDIA	363580313	42.32	CENTRAL GOVERNMENT
<b>TOTAL</b>		363580313	42.32	



(II)(a) Statement showing details of Depository Receipts (DRs)

(II)(a)	Statement showing details of Depository Receipts (DRs)			
Sr. No.	Type of outstanding DR (ADRs, GDRs, SDRs, etc.)	Number of outstanding DRs	Number of shares underlying outstanding DRs	Shares underlying outstanding DRs as a percentage of total number of shares (i.e., Grand Total (A)+(B)+(C) indicated in Statement at para (I)(a) above]
1	NIL	NIL	NIL	NIL
<b>TOTAL</b>		<b>NIL</b>	<b>NIL</b>	<b>NIL</b>



**Statement showing holding of Depository Receipts (DRs), where underlying shares held by "Promoter/Promoter Group" are in excess of 1% of the total number of shares**

(II) (b)

Sr. No.	Name of the DR Holder	Type of outstanding DR (ADRs, GDRs, SDRs, etc.)	Number of shares underlying outstanding DRs	Shares underlying outstanding DRs as a percentage of total number of shares [i.e., Grand Total (A)+(B)+(C) indicated in Statement at para (I)(a) above]
1	NIL	NIL	NIL	NIL
	<b>TOTAL</b>	<b>NIL</b>	<b>NIL</b>	<b>NIL</b>

