


(1) (a) Statement showing Shareholding Pattern

Name of the Company: VIJAYA BANK		BSE-	NSE-	Equity
Scrip Code, Name of the scrip, class of security: 532401				
Quarter ended: 31.03.2014				
Partly paid-up shares:-		No. of partly paid-up shares	As a % of total no. of partly paid-up shares	As a % of total no. of shares of the company
Held by Promoter / Promoter Group	0	0.0000	0.0000	
Held by public	0	0.0000	0.0000	
Total	0	0.0000	0.0000	
Outstanding convertible securities:-		No. of outstanding securities	As a % of total No. of outstanding convertible securities	As a % of total no. of shares of the company, assuming full conversion of the convertible securities
Held by Promoter / Promoter Group	0	0.0000	0.0000	
Held by public	0	0.0000	0.0000	
Total	0	0.0000	0.0000	
Warrants:-		No. of warrants	As a % of total no. of warrants	As a % of total no. of shares of the company, assuming full conversion of warrants
Held by Promoter / Promoter Group	0	0.0000	0.0000	
Held by public	0	0.0000	0.0000	
Total	0	0.0000	0.0000	
Total paid-up capital of the company assuming full conversion of warrants and convertible securities				

859119307



Category Code	Category of shareholder	Number of shareholders	Total number of shares	Number of shares held in dematerialised form	Total shareholding as a percentage of total number of		Shares pledged or otherwise encumbered	As a percentage (IX) = (VIIIB)/(IV) *100
					As a percentage of (A+B) (VII)	As a percentage of (A+B+C) (VIIA)		
(A)	Promoter and Promoter Group	(III)	(IV)	(V)	(VII)	(VIIA)	(VIIIB)	(IX)
1	Indian							
(a)	Individuals/Hindu Undivided Family	0	0	0	0.0000	0.0000	0	0.0000
(b)	Central Government/State Government(s)	1	636247049	636247049	74.0581	74.0581	0	0.0000
(c)	Bodies Corporate	0	0	0	0.0000	0.0000	0	0.0000
(d)	Financial Institutions / Banks	0	0	0	0.0000	0.0000	0	0.0000
(e)	Any Other (specify)	0	0	0	0.0000	0.0000	0	0.0000
	Sub Total (A)(1)	1	636247049	636247049	74.0581	74.0581	0	0.0000
2	Foreign							
(a)	Individuals (Non-Resident Individuals/Foreign	0	0	0	0.0000	0.0000	0	0.0000
(b)	Bodies Corporate	0	0	0	0.0000	0.0000	0	0.0000
(c)	Institutions	0	0	0	0.0000	0.0000	0	0.0000
(d)	Qualified Foreign Investors	0	0	0	0.0000	0.0000	0	0.0000
(e)	Any Other (specify)	0	0	0	0.0000	0.0000	0	0.0000
	Sub Total (A)(2)	0	0	0	0.0000	0.0000	0	0.0000
	Total Shareholding of Promoter and Promoter Group (A)=(A)(1)+(A)(2)	1	636247049	636247049	74.0581	74.0581	0	0.0000
(B)	Public shareholding							
1	Institutions							
(a)	Mutual Funds/UTI	1	13840	13840	0.0016	0.0016	0	0.0000
(b)	Financial Institutions / Banks	29	60217224	60217224	7.0092	7.0092	0	0.0000
(c)	Central Government/State Government(s)	2	141200	141200	0.0164	0.0164	0	0.0000
(d)	Venture Capital Funds	0	0	0	0.0000	0.0000	0	0.0000
(e)	Insurance Companies	5	7652034	7652034	0.8907	0.8907	0	0.0000
(f)	Foreign Institutional Investors	57	17395895	17395895	2.0249	2.0249	0	0.0000
(g)	Foreign Venture Capital Investors	0	0	0	0.0000	0.0000	0	0.0000
(h)	Qualified Foreign Investors	0	0	0	0.0000	0.0000	0	0.0000
(i)	Any Other	0	0	0	0.0000	0.0000	0	0.0000
	Sub Total (B) (1)	94	85420693	85420693	9.9428	9.9428	0	0.0000
2	Non-institutions							
(a)	Bodies Corporate	1784	19389941	18000341	2.2570	2.2570	0	0.0000
(b) (i)	Individuals - shareholders holding nominal share capital up to Rs. 1 Lakh	296793	92966128	70704585	10.8211	10.8211	0	0.0000
(b) (ii)	Individual shareholders holding nominal share capital in excess of Rs. 1 Lakh	546	19720403	18931203	2.2954	2.2954	0	0.0000




Category code	Category of shareholder	Number of shareholders	Total number of shares	Number of shares held in dematerialized form	Total shareholding as a percentage of total number of		Shares pledged or otherwise encumbered	As a percentage (IX) = (VIII)/(V)*100
					As a percentage of (A+B) (VI)	As a percentage of (A+B+C) (VII)		
(I)	(II)	(III)	(IV)	(V)	(VI)	(VII)	(VIII)	(IX)
(c)	Qualified Foreign Investors	0	0	0	0.0000	0.0000	-	-
(d)	Any Other (Trusts)	11	72880	72880	0.0085	0.0085	-	-
i	Non Resident Indians (Repatriation)	1597	2508622	2470622	0.2920	0.2920	-	-
ii	Non Resident Indians (Non Repatriation)	896	917675	533575	0.1068	0.1068	-	-
iii	HUF	853	410118	410118	0.0477	0.0477	-	-
iv	Clearing Member	415	1329217	1329217	0.1547	0.1547	-	-
v	Market Maker	55	135981	135981	0.0158	0.0158	-	-
vi	Foreign Mutual Fund	0	0	0	0.0000	0.0000	-	-
vii	Foreign Nationals	2	600	600	0.0001	0.0001	-	-
	Sub Total (B)(2)	302952	137451565	112589122	15.9991	15.9991	-	-
	Total Public Shareholding Public Group (B) = (B)(1)+(B)(2)	303046	222872258	198009315	25.9419	25.9419	0	0.0000
	Total (A)+(B)	303047	859119307	834256364	100.0000	100.0000	0	0.0000
(c)	Shares held by custodians and against which Depository Receipts have been issued							
i	Promoter and Promoter group	0	0	0	0.0000	0.0000	0	0.0000
ii	Public	0	0	0	0.0000	0.0000	0	0.0000
	Sub Total (C)	0	0	0	0	0	0	0.0000
	GRAND TOTAL (A)+(B)+(C)	303047	859119307	834256364	100.0000	100.0000	0	0.0000



(D)(b) Statement showing holding of securities (including shares, warrants, convertible securities) of persons belonging to the category "Promoter and Promoter Group"

Sr. No.	Name of the shareholder	Details of Shares held			Encumbered shares		Details of warrants		Details of convertible securities		Total shares (including underlying shares assuming full conversion of warrants and convertible securities) as a % of diluted share capital
		(III) Number of shares held	(IV) As a % of grand total (A)+(B)+(C)	(V) No.	(VI)= $\frac{(V)}{(II)} \times 100$	(VII) As a % of grand total (A)+(B)+(C) of sub-clause (j)(a)	(VIII) Number of warrants held	(IX) As a % total number of warrants of the same class	(X) Number of convertible securities held	(XI) As a % total number of convertible securities of the same class	
1	PRESIDENT OF INDIA	636247049	74.06	0	0.00	0.00					
	TOTAL	636247049	74.06	0	0.00	0.00					




(1)(c)(i) Statement showing holding of securities (including shares, warrants, convertible securities) of persons belonging to the category "Public" and holding more than 1% of the total number of shares.

Sr. No.	Name of the shareholder	Number of shares held	Shares as a percentage of total number of shares i.e., Grand Total (A)+(B)+(C) indicated in Statement at para (1)(a) above)	Details of warrants		Details of convertible securities		Total shares (including underlying shares assuming full conversion of warrants and convertible securities) as a % of diluted share capital
				Number of warrants held	As a % total number of warrants of the same class	Number of convertible securities held	% w.r.t total number of convertible securities of the same class	
1	LIFE INSURANCE CORPORATION OF INDIA AAACL0582H	59474712	6.92					
	TOTAL	59474712	6.92					

(1)(c)(ii) Statement showing holding of securities (including shares, warrants, convertible securities) of persons (together with PAC) belonging to the category "Public" and holding more than 5% of the total number of shares of the company

Sr. No.	Name(s) of the shareholder(s) and the Persons Acting in Concert (PAC) with them	Number of shares	Shares as a percentage of total number of shares i.e., Grand Total (A)+(B)+(C) indicated in Statement at para (1)(a) above)	Details of warrants		Details of convertible securities		Total shares (including underlying shares assuming full conversion of warrants and convertible securities) as a % of diluted share capital
				Number of warrants of	As a % total number of warrants of the same class	Number of convertible securities held	% w.r.t total number of convertible securities of the same class	
1	LIFE INSURANCE CORPORATION OF INDIA AAACL0582H	59474712	6.92					
	TOTAL	59474712	6.92					



(1)(d) Statement showing details of locked-in shares

Sl. No.	Name of the shareholder	Number of Locked in Shares	Locked-in shares as a percentage of total number of shares [i.e., Grand Total (A)+(B)+(C) indicated in Statement at para (1)(a) above]	Promoter / Promoter Group / Public
1	PRESIDENT OF INDIA	636247049	74.06	CENTRAL GOVERNMENT
TOTAL		636247049	74.06	



(II)(a) Statement showing details of Depository Receipts (DRs)

Sr. No.	Type of outstanding DR (ADRs, GDRs, SDRs, etc.)	Number of outstanding DRs	Number of shares underlying outstanding DRs	Shares underlying outstanding DRs as a percentage of total number of shares i.e., Grand Total (A)+(B)+(C) indicated in Statement at para (I)(a) above}
1	NIL	NIL	NIL	NIL
TOTAL		NIL	NIL	NIL



Statement showing holding of Depository Receipts (DRs), where underlying shares held by Promoter Group" are in excess of 1% of the total number of shares

"Promoter/

Sr. No.	Name of the DR Holder	Type of outstanding DR (ADRs, GDRs, SDRs, etc.)	Number of shares underlying outstanding DRs	Shares underlying outstanding DRs as a percentage of total number of shares [i.e., Grand Total (A)+(B)+(C) indicated in Statement at para (1)(a) above]
1	NIL	NIL	NIL	NIL
	TOTAL	NIL	NIL	NIL

