

CLAUSE 35
FORM OF SHAREHOLDING PATTERN

NAME OF THE COMPANY : VIJAY SHANTHI BUILDERS LIMITED
 CLASS OF SECURITY : EQUITY
 QUARTER ENDING : 30.06.2014
 SHAREHOLDING PATTERN AS ON : 30.06.2014
 CIN : L45201TN1992PLC021960

Vijay Shanthi Builders Limited
 20/43 Kasthuri Rangan Road, Near Russian Cultural Center,
 Alwarpet, Chennai - 600018, Phone : 044 - 4000 4600 Fax : 4000 4666,
 E.mail - sales@vijayshanthibuilders.com,
 Website - www.vijayshanthibuilders.com
 CIN: L45201TN1992PLC021960

Partly paid-up shares:-	No. of partly paid-up shares	As a % of total no. of partly paid-up shares	As a % of total no. of shares of the company
Held by promoter/promoter group	NIL	NIL	NIL
Held by public	NIL	NIL	NIL
Total	NIL	NIL	NIL

Outstanding convertible securities:-	No. of outstanding securities	As a % of total no. of outstanding convertible securities	As a % of total no. of shares of the company, assuming full conversion of the convertible securities
Held by promoter/promoter group	NIL	NIL	NIL
Held by public	NIL	NIL	NIL
Total	NIL	NIL	NIL

NIL FOR VIJAY SHANTHI BUILDERS LIMITED

[Signature]
Managing Director


Warrants:-	No. of warrants	As a % of total no. of warrants	As a % of total no. of shares of the company, assuming full conversion of warrants
Held by promoter/promoter group	NIL	NIL	NIL
Held by public	NIL	NIL	NIL
Total	NIL	NIL	NIL
Total paid-up capital of the company, assuming full conversion of warrants and convertible securities	26188670	NIL	NIL

For VIJAY SRANITH BUILDERS LIMITED


Managing Director

CATEGORY OF SHARE HOLDER	NO.OF HOLDERS	TOTAL SHARES IN NO.OF DEMAT SHARES	TOTAL SHAREHOLDING AS A PERCENTAGE OF TOTAL NUMBER OF SHARES	SHARES PLEDGED OR OTHERWISE ENCUMBERED			
				Number	As a percentage of (IX) = (VIII)/(IV)*100		
(I)	(III)	(IV)	(V)	ASA % OF (A+B) (VI)	ASA % OF (A+B+C) (VII)	Number	As a percentage of (IX) = (VIII)/(IV)*100
A. SHAREHOLDING OF PROMOTER AND PROMOTER GROUP							
1. INDIAN							
a. INDIVIDUALS/HINDU UNDIVIDED FAMILY	14	12981694	12979494	49.5698	49.5698	0	0.0000
b. CENTRAL GOVERNMENT/ STATE GOVERNMENT(S)	0	0	0	0.0000	0.0000	0	0.0000
c. BODIES CORPORATE	1	66500	66500	0.2539	0.2539	0	0.0000
d. FINANCIAL INSTITUTIONS/ BANKS	0	0	0	0.0000	0.0000	0	0.0000
e. ANY OTHER							
SUB - TOTAL (A)(1)	15	13048194	13045994	49.8238	49.8238	0	0.0000
2. FOREIGN							
a. INDIVIDUALS (NON-RESIDENT INDIVIDUALS/ FOREIGN INDIVIDUALS)	0	0	0	0.0000	0.0000	0	0.0000
b. BODIES CORPORATE	0	0	0	0.0000	0.0000	0	0.0000
c. INSTITUTIONS	0	0	0	0.0000	0.0000	0	0.0000
d. QUALIFIED FOREIGN INVESTOR	0	0	0	0.0000	0.0000	0	0.0000
d. ANY OTHER							
SUB - TOTAL (A)(2)	0	0	0	0.0000	0.0000	0	0.0000


For VIJAY CEMENT BUILDERS LIMITED


Managing Director

TOTAL SHARE HOLDING OF PROMOTER AND PROMOTER GROUP (A) = (A)(1)+(A)(2)

15	13048194	13045994	49.8238	0	0.0000
----	----------	----------	---------	---	--------

CATEGORY OF SHARE HOLDER	NO.OF HOLDERS SHARES	TOTAL SHARES IN NO.OF DEMAT	TOTAL SHAREHOLDING AS A PERCENTAGE OF TOTAL NUMBER OF SHARES	SHARES PLEDGED OR OTHERWISE ENCUMBERED		
(I)	(II)	(III)	(IV)	(V)		
			ASA % OF (A+B) (VI)	ASA % OF (A+B+C) (VII)		
				Number of shares (VIII)		
				As a percentage (IX) = (VIII)/(IV)*100		
B. PUBLIC SHAREHOLDING						
1. INSTITUTIONS						
a. MUTUAL FUNDS/UTI	2	2200	0.0084	0.0084	NA	NA
b. FINANCIAL INSTITUTIONS/BANKS	0	0	0.0000	0.0000	NA	NA
c. CENTRAL GOVERNMENT/STATE GOVERNMENT(S)	0	0	0.0000	0.0000	NA	NA
d. VENTURE CAPITAL FUNDS	0	0	0.0000	0.0000	NA	NA
e. INSURANCE COMPANIES	0	0	0.0000	0.0000	NA	NA
f. FOREIGN INSTITUTIONAL INVESTORS	0	0	0.0000	0.0000	NA	NA
g. FOREIGN VENTURE CAPITAL INVESTORS	0	0	0.0000	0.0000	NA	NA
h. QUALIFIED FOREIGN INVESTOR	0	0	0.0000	0.0000	NA	NA

For VIJAY SRINATHI BUILDERS LIMITED

Managing Director

i. ANY OTHER

SUB - TOTAL (B)(1)	2	2200	0	0.0084	0.0084	NA	NA
--------------------	---	------	---	--------	--------	----	----

2. NON-INSTITUTIONS

a. BODIES CORPORATE	284	2137435	2131735	8.1616	8.1616	NA	NA
b. INDIVIDUALS -							
1) INDIVIDUAL SHAREHOLDERS HOLDING NOMINAL SHARE CAPITAL UPTO RS. 1 LAKH	17019	5947339	4466323	22.7095	22.7095	NA	NA
1) INDIVIDUAL SHAREHOLDERS HOLDING NOMINAL SHARE CAPITAL IN EXCESS OF RS. 1 LAKH	90	4361120	4335320	16.6526	16.6526	NA	NA
c. QUALIFIED FOREIGN INVESTOR	0	0	0	0.0000	0.0000	NA	NA
d. ANY OTHER							
CLEARING MEMBERS	49	56862	56862	0.2171	0.2171	NA	NA
HINDU UNDIVIDED FAMILIES	223	354408	354407	1.3532	1.3532	NA	NA
NON RESIDENT INDIANS	89	281112	281112	1.0734	1.0734	NA	NA
	361	692382	692381	2.6438	2.6438	NA	NA

SUB - TOTAL (B)(2)	17754	13138276	11625759	50.1677	50.1677	NA	NA
--------------------	-------	----------	----------	---------	---------	----	----


TOTAL PUBLIC SHAREHOLDING (B) = (B)(1)+(B)(2)	17756	13140476	11625759	50.1761	50.1761	NA	NA
---	-------	----------	----------	---------	---------	----	----

TOTAL (A)+(B)	17771	26188670	24671753	100.0000	100.0000	0	0.00
---------------	-------	----------	----------	----------	----------	---	------

For VIJAY S. ANTHI-BUILDERS LIMITED

[Signature]
Managing Director

CATEGORY OF SHARE HOLDER	NO.OF HOLDERS	TOTAL NO.OF SHARES	SHARES IN DEMAT	TOTAL SHAREHOLDING AS A PERCENTAGE OF TOTAL NUMBER OF SHARES	SHARES PLEDGED OR OTHERWISE ENCUMBERED
(I) (II)	(III)	(IV)	(V)	ASA % OF (A+B) (VI) ASA % OF (A+B+C) (VII)	Number As a of shares percentage (IX)= (VIII)/(IV)*100
C. SHARES HELD BY CUSTODIANS AND AGAINST WHICH DEPOSITORY RECEIPTS HAVE BEEN ISSUED					
Promoter and Promoter Group	0	0	0	0.0000	NA
Public	0	0	0	0.0000	NA
TOTAL CUSTODIAN (C)	0	0	0	0.0000	NA
GRAND TOTAL (A)+(B)+(C)	17445	26188670	24671753	100.0000	0
					0.0000

For VIJAY SHANTHI BUILDERS LIMITED

Managing Director


VIJAY SHANTHI BUILDERS LIMITED

(1)(b) Statement showing holding of securities (including shares, warrants, convertible securities) of persons belonging to the

Category "Promoters And Promoter Group" - 30th - June -2014

Sr. No.	Details of Shares held		Encumbered Shares	Details of warrants		Details of convertible securities		Total Shares (including underlying shares assuming full conversion of warrants and convertible securities) as a % of diluted share capital			
	No. of Shares held	(A) + (B) + (C)		No. of Shares held	As a % of total number of warrants of the same class	No of convertible securities held	As a % total number of convertible securities of the same class				
(I)	(II)	(III)	(IV)	(V)	(VI) = (V) / (III) * 100	(VII)	(VIII)	(IX)	(X)	(XI)	(XII)
1	Bhakti Jain	100	0.0003	0	0.00	0.00	0	0.00	0	0.00	0.0003
2	Pooja Jain	100	0.0003	0	0.00	0.00	0	0.00	0	0.00	0.0003
3	Suresh Kumar	2200	0.0084	0	0.00	0.00	0	0.00	0	0.00	0.0084
4	Chandan Parmar	23346	0.0891	0	0.00	0.00	0	0.00	0	0.00	0.0891
5	Santosh Parmar	500	0.0019	0	0.00	0.00	0	0.00	0	0.00	0.0019
6	Chandan Parmar	1000	0.0038	0	0.00	0.00	0	0.00	0	0.00	0.0038
7	Chandan Kumar	4983600	19.0296	0	0.00	0.00	0	0.00	0	0.00	19.0296

For VIJAY SHANTHI BUILDERS LIMITED


Managing Director

8	Suresh Kumar	4996740	19.0797	0	0.00	0	0.00	0	0.00	0	0.00	19.0797
9	Darshan Housing and Infrastructure Limited	66500	0.2539	0	0.00	0	0.00	0	0.00	0	0.00	0.2539
10	Naresh Kumar Jain	593	0.0022	0	0.00	0	0.00	0	0.00	0	0.00	0.0022
11	Pramila Jain	939810	3.5886	0	0.00	0	0.00	0	0.00	0	0.00	3.5886
12	Rekha Jain	962130	3.6738	0	0.00	0	0.00	0	0.00	0	0.00	3.6738
13	Ratan Bai	1067969	4.0779	0	0.00	0	0.00	0	0.00	0	0.00	4.0779
14	Darshan Jain	100	0.0003	0	0.00	0	0.00	0	0.00	0	0.00	0.0003
15	Varsha Jain	3506	0.0133	0	0.00	0	0.00	0	0.00	0	0.00	0.0133
TOTAL		13048194	49.8238	0	0.00	0	0.00	0	0.00	0	0.00	49.8238

For VIJAY SRIANTHI BUILDERS LIMITED

S. P. J.
Managing Director

VIJAY SHANTHI BUILDERS LIMITED


(1)(c) (i) Statement Showing Holding Of Securities (Including Shares, Warrants, Convertible Securities) Of Persons Belonging To The Category

"Public" And Holding More Than 1% Of The Total Number Of Shares - 30th June - 2014

Shares as a % of total no. of shares (i.e., Grand Total (A) + (B) + (C) indicated in statement at para (I) (a) above

Sr. No.	Name of the shareholder	No. of shares held	Details of Warrants		Details of convertible securities		Total Shares (including underlying shares assuming full conversion of warrants and convertible securities) as a % of diluted share capital
			No. of warrants held	As a % total no. of warrants of the same class held	No. of convertible securities of the same class	% w.r.t total	
1	Darashaw & Company Pvt. Ltd.	550000	0	0.00	0	0.00	2.1001
2	Kadayam Ramanathan Bharat	512994	0	0.00	0	0.00	1.9588
3	Neeta Rajesh Lodha	350000	0	0.00	0	0.00	1.3364
4	Sanjay B. Siroya	653134	0	0.00	0	0.00	2.4939
	Sanjay B. Siroya	21796	0	0.00	0	0.00	0.0832
	TOTAL	2087924	0	0.00	0	0.00	7.9726

For VIJAY SHANTHI BUILDERS LIMITED


Managing Director


VIJAY SHANTHI BUILDERS LIMITED

(I)(c) (ii) Statement Showing Holding Of Securities (Including Shares, Warrants, Convertible Securities) Of Persons (together with PAC) belonging to the category "Public" And Holding More Than 5% Of The Total Number Of Shares - 30th June 2014

Sr. No.	Name of the shareholder	No. of shares held	Shares as a % of total no. of shares (i.e., Grand Total (A) + (B) + (C) indicated in statement at para (I) (a) above	Details of Warrants		Details of convertible securities		Total Shares (including underlying shares assuming full conversion of warrants and convertible securities) as a % of diluted share capital
				No. of warrants held	As a % total no. of warrants of the same class	No. of convertible securities held	% w.r.t total no. of convertible securities of the same class	

NIL

FOR VIJAY SHANTHI BUILDERS LIMITED


Managing Director

VIJAY SHANTHI BUILDERS LIMITED


(1)(d) Statement Showing Details of locked in shares - 30th June 2014

Sr. No.	Name of the Shareholder	Category of Shareholders (Promoters / Public)	Number of locked in shares	Locked-In Shares as a % of total number of shares (i.e., Grand Total (A) + (B) + (C) indicated in statement at para (1)(a)
---------	-------------------------	---	----------------------------	--

NIL

NIL

For VIJAY SHANTHI BUILDERS LIMITED


Managing Director


VIJAY SHANTHI BUILDERS LIMITED

(11)(b) Statement Showing holding of Depository Receipts (DRs), where underlying shares held by Promoter / Promoter Group are in excess of 1% of the total number of shares - 30th June -2014

SR. No.	Name of the DR holder	Type of Outstanding DR (ADRs, GDRs, SDRs, etc.)	No. of shares underlying outstanding DRs	Shares underlying outstanding DR as a % of total number of shares (i.e., (A) + (B) + (C) indicated in statement at para (1)(a) Above]
---------	-----------------------	---	--	---

NIL

For VIJAY SHANTHI BUILDERS LIMITED


Managing Director

VIJAY SHANTHI BUILDERS LIMITED

(III)(a) Statement Showing the voting pattern of shareholders, if more than one class of shares/securities is issued by the issuer

NOT APPLICABLE AS THE COMPANY HAS ISSUED ONLY ONE CLASS OF SHARES

For VIJAY SHANTHI BUILDERS LIMITED


Managing Director