


Form for disclosure by the Promoter(s) to the stock exchanges and to the Target Company for encumbrance of shares / invocation of encumbrance / release of encumbrance, in terms of Regulation 31(1) and Regulation 31(2) of SEBI (Substantial Acquisition of Shares and Takeovers) Regulations, 2011.

Name of the Target Company (TC)	Videcon Industries Limited
Name of the Promoter(s) or PACs with whom shares of the target company are held	BSE Limited National Stock Exchange of India Limited 14th January, 2015
Date of Reporting	14th January, 2015
Name of the Promoter or PAC on whose shares encumbrance has been created / released / invoked	Nippon Investment and Finance Company Private Limited Sures Dhoot Trading and Agencies Limited Dome-Beel Electronics India Private Limited Videcon Realty and Infrastructures Limited


Details of the release/creation of encumbrance:				Promoter holding already encumbered (2)				Details of events pertaining to encumbrance (3)				Post event holding of encumbered shares (creation [(2)+(3)] / release [(2)-(3)] / invocation [(2)-(3)])	
Name of the promoter(s) or PACs with whom shares are held	No. of shares	% of total share capital	% w.r.t diluted share capital(*)	No. of shares	% of total share capital	Type of event (creation / release / invocation)	Date of creation / invocation / release of encumbrance	Type of encumbrance (pledge / lien / non disposal undertaking / others)	No. of shares	% of total share capital	Name of the entity in whose favor shares encumbered	No. of shares	% of total share capital
R N Dhoot	134,592	0.04	0.04	0	0.00	-	-	-	-	-	-	0	0.00
P N Dhoot	156,808	0.05	0.04	0	0.00	-	-	-	-	-	-	0	0.00
V N Dhoot	89,575	0.03	0.02	0	0.00	-	-	-	-	-	-	0	0.00
Keshavnath Dhoot	8,210	0.00	0.00	0	0.00	-	-	-	-	-	-	0	0.00
Sushama Dhoot	14,942	0.00	0.00	0	0.00	-	-	-	-	-	-	0	0.00
N P Dhoot	14,934	0.00	0.00	0	0.00	-	-	-	-	-	-	0	0.00
R V Dhoot	14,057	0.00	0.00	0	0.00	-	-	-	-	-	-	0	0.00
Anuradha Dhoot	8,058	0.00	0.00	0	0.00	-	-	-	-	-	-	0	0.00
Saurabh Dhoot	18,058	0.01	0.00	0	0.00	-	-	-	-	-	-	0	0.00
Sushamkali R. Dhoot	50,624	0.02	0.01	0	0.00	-	-	-	-	-	-	0	0.00
Akshay R Dhoot	54,265	0.02	0.01	0	0.00	-	-	-	-	-	-	0	0.00
Dome-Beel Electronics India Pvt. Ltd.	19,741,704	5.90	5.32	10,944,000	3.27	Creation	06.01.2015	Pledge	989,000	0.30	Religare Finvest Limited	11,933,000	3.57
Wajon Components Pvt. Ltd.	234,857	0.07	0.06	0	0.00	-	-	-	-	-	-	0	0.00
Century Appliances Ltd.	1,093,110	0.33	0.29	24,732,500	7.39	Creation	06.01.2015	Pledge	449,000	0.13	Religare Finvest Limited	25,181,500	7.53
Sures Dhoot Trading And Agencies Ltd.	26,604,836	7.95	7.17	25,181,500	7.53	Release	07.01.2015	Pledge	560,000	0.17	Religare Finvest Limited	24,621,500	7.36
				24,621,500	7.36	Creation	07.01.2015	Pledge	560,000	0.17	Religare Finvest Limited	25,181,500	7.53




Electronics (India) Pvt. Ltd.	611,110	0.18	0.16	111,000	0.03	-	-	-	-	111,000	0.03			
Home Appliances Pvt. Ltd.	1,222,222	0.37	0.33	1,222,000	0.37	-	-	-	-	1,222,000	0.37			
Equity Investments Pvt. Ltd.	59,654	0.02	0.02	0	0.00	-	-	-	-	0	0.02			
Yakme Finance & Investment Pvt. Ltd.	53,654	0.02	0.01	0	0.00	-	-	-	-	4,800,000	1.44			
KAIL Ltd.	4,836,110	1.45	1.30	4,630,000	1.44	-	-	-	-	0	0.00			
Chemist Trade & Investments Pvt. Ltd.	45,100	0.01	0.01	0	0.00	-	-	-	-	0	0.00			
Koala Holdings Pvt. Ltd.	39,966	0.01	0.01	0	0.00	-	-	-	-	0	0.00			
Tandri Holdings Pvt. Ltd.	35,566	0.01	0.01	0	0.00	-	-	-	-	0	0.00			
Value Industries Limited	435,411	0.13	0.12	0	0.00	-	-	-	-	0	0.00			
Southwest Investments Pvt. Ltd.	11,122	0.00	0.00	0	0.00	-	-	-	-	0	0.00			
The Invert Pvt. Ltd.	1,832	0.00	0.00	0	0.00	-	-	-	-	0	0.00			
Greenfield Appliances Pvt. Ltd.	14,462,160	4.32	3.90	13,778,261	4.12	-	-	-	-	13,778,261	4.12			
TechCare India Pvt. Ltd.	9,270,877	2.77	2.50	5,125,000	1.53	-	-	-	-	5,125,000	1.53			
Synergy Appliances Pvt. Ltd.	15,410,575	4.61	4.15	10,292,983	3.08	-	-	-	-	10,292,983	3.08			
Maximum Appliances Pvt. Ltd.	15,604,666	4.67	4.20	11,343,000	3.39	-	-	-	-	11,343,000	3.39			
Solitaire Appliances Pvt. Ltd.	11,458,330	3.43	3.09	11,425,000	3.42	-	-	-	-	11,425,000	3.42			
Sybilene Fabrics Ltd.	28,942	0.01	0.01	0	0.00	-	-	-	-	0	0.00			
Ansherra Properties & Investments Pvt. Ltd.	6,250,000	1.87	1.68	6,250,000	1.87	-	-	-	-	6,250,000	1.87			
Jadhava Properties & Finance Pvt. Ltd.	6,250,000	1.87	1.68	6,250,000	1.87	-	-	-	-	6,250,000	1.87			
Armanat Properties & Investment Pvt. Ltd.	6,250,000	1.87	1.68	6,250,000	1.87	-	-	-	-	6,250,000	1.87			
Acacia Properties & Investment Pvt. Ltd.	6,250,000	1.87	1.68	6,250,000	1.87	-	-	-	-	6,250,000	1.87			
Tangant Electronics Pvt. Ltd.	12,222,220	3.65	3.29	7,222,000	2.16	-	-	-	-	7,222,000	2.16			
Trend Electronics Ltd.	2,906,478	0.87	0.78	2,833,976	0.85	-	-	-	-	2,833,976	0.85			
Neetu Financial Services Pvt. Ltd.	211,739	0.06	0.06	211,000	0.06	-	-	-	-	211,000	0.06			
Holly - Hock Investments Pvt. Ltd.	77,830	0.02	0.02	0	0.00	-	-	-	-	0	0.00			
Vidcon Realty & Infrastructures Ltd.	38,570,518	11.53	10.39	24,660,800	7.37	-	-	-	-	24,660,800	7.37			
Evans Fraser And Co. (India) Ltd.	4,608,911	1.38	1.24	4,600,000	1.36	-	-	-	-	4,600,000	1.36			
						Creation	09.01.2015	Pledge	1,500,000		0.45	Religare Finvest Limited	26,160,800	7.82
													4,600,000	1.38




Company Name	13.035.071	3.57	3.90	Release	07.01.2015	Pledge	70,000	0.02	12,965,071	3.88
Nippon Investment & Finance Company Pvt. Ltd.	13,035,071	3.57	3.90	Release	07.01.2015	Pledge	70,000	0.02	12,965,071	3.88
	12,965,071		3.68	Creation	07.01.2015	Pledge	70,000	0.02	13,035,071	3.90
	13,035,071		3.90	Release	09.01.2015	Pledge	1,920,000	0.57	11,115,071	3.32
	11,115,071		3.32	Creation	09.01.2015	Pledge	1,450,000	0.43	12,565,071	3.76
CE India Ltd.	705,640	0.21	0.21						700,000	0.21
Leo Communications Pvt. Ltd.	986	0.00	0.00						0	0.00

FOR NIPPON INVESTMENT AND FINANCE COMPANY PRIVATE LIMITED

 AUTHORIZED SIGNATORY




FOR SHREE DHOOT TRADING AND AGENCIES LIMITED

 AUTHORIZED SIGNATORY



FOR DOME-BELA ELECTRONICS INDIA PRIVATE LIMITED

 AUTHORIZED SIGNATORY



FOR VIDEOCON REALTY AND INFRASTRUCTURES LIMITED

 AUTHORIZED SIGNATORY



Place: Mumbai
 Date: 14th January, 2015

(*) The names of all the promoters, their shareholding in the target company and their pledge shareholding as on the reporting date should appear in the table irrespective of whether they are reporting on the date of event or not.
 (**) Total share capital to be taken as per the latest filing done by the company to the Stock Exchange under Clause 35 of the Listing Agreement. Diluted share/ voting capital means the total number of shares in the TC assuming full conversion of the outstanding convertible securities/warrants into equity shares of the TC.