


(I)(a) Statement Showing Shareholding Pattern
 NAME OF COMPANY : VESUVIUS INDIA LIMITED
 SCRIIP CODE : NSE - VESUVIUS ; BSE - 520113 CLASS OF SECURITY : FULLY PAID UP EQUITY SHARES
 QUARTER ENDED : DECEMBER 31, 2014

Partly Paid-Up Shares :-	No of Partly paid up shares	As a % of total no of partly paid-up shares	As a % of total no of shares of the Company
Held by Promoter/Promoter Group			
Held by Public			
TOTAL	<u>NIL</u>	<u>NIL</u>	<u>NIL</u>
Outstanding Convertible Securities :-	No of outstanding securities	As a % of total no of outstanding convertible securities	As a % of total no of shares of the Company assuming full conversion of the convertible securities

Held by Promoter/Promoter Group			
Held by Public			
TOTAL	<u>NIL</u>	<u>NIL</u>	<u>NIL</u>

Warrants :-	No of warrants	As a % of total no of warrants	As a % of total no of shares of the company assuming full conversion of warrants
Held by Promoter/Promoter Group			
Held by Public			
TOTAL	<u>NIL</u>	<u>NIL</u>	<u>NIL</u>

Total paid-up capital of the company assuming full conversion of warrants & Convertible securities
Rs 202960800
 Comprising of 20296080 Equity shares of Rs 10/- each

For VESUVIUS INDIA LIMITED

 (TAPOSH ROY)
 Company Secretary

Category of Shareholder	Number of shareholders	Total number of shares	Number of shares held in dematerialised form	Total shareholding as a %age of total no. of shares		Shares pledged or otherwise encumbered	
				As a % of (A+B)1	As a % of (A+B+C)	Number of shares	% of total Share Capital
(II)	(III)	(IV)	(V)	(VI)	(VII)	(VIII)	(IX) = (VIII/IV)*100

Shareholding of Promoter & Promoter Group (Note 2)

Indian

Individuals/ Hindu undivided family	Nil	Nil	Nil	Nil	Nil	Nil	Nil
Central Government /State Government(s)	Nil	Nil	Nil	Nil	Nil	Nil	Nil
Bodies corporate	Nil	Nil	Nil	Nil	Nil	Nil	Nil
Financial Institutions /Banks	Nil	Nil	Nil	Nil	Nil	Nil	Nil
Any other (specify)	Nil	Nil	Nil	Nil	Nil	Nil	Nil
Sub-Total (A)(1)	0	0	0	0	0	0	0

Foreign

Individuals (non-resident individuals/foreign individuals)	Nil	Nil	Nil	Nil	Nil	Nil	Nil
Bodies corporate	1	11277650	11277650	55.57	55.57	Nil	Nil
Institutions	Nil	Nil	Nil	Nil	Nil	Nil	Nil
Any other (specify)	Nil	Nil	Nil	Nil	Nil	Nil	Nil
Sub-Total (A)(2)	1	11277650	11277650	55.57	55.57	Nil	Nil

Total Shareholding of Promoter & Promoter Group : (A) = (A)(1) + (A)(2)

1	11277650	11277650	55.57	55.57	Nil	Nil
----------	-----------------	-----------------	--------------	--------------	------------	------------

Public Shareholding (Note 3)

Institutions

Mutual Funds/UTI	21	3012165	3011165	14.84	14.84	N.A.	N.A.
Financial Institutions / Banks	6	1334	934	0.00	0.00	N.A.	N.A.
Central Government/ State Governments	Nil	Nil	Nil	Nil	Nil	N.A.	N.A.
Venture Capital Funds	Nil	Nil	Nil	Nil	Nil	N.A.	N.A.
Insurance Companies	Nil	Nil	Nil	Nil	Nil	N.A.	N.A.
Foreign Institutional Investors	16	2480694	2480694	12.22	12.22	N.A.	N.A.
Foreign Venture Capital Investors	Nil	Nil	Nil	Nil	Nil	N.A.	N.A.
Any other (specify)	Nil	Nil	Nil	Nil	Nil	N.A.	N.A.
Sub-Total (B)(1)	43	5494193	5492793	27.06	27.06	N.A.	N.A.

Non-Institutions

Bodies corporate	234	890647	829351	4.39	4.39	N.A.	N.A.
Individuals							
(i) Individual shareholders holding nominal share capital upto Rs 1 lakh	11174	1961976	1613195	9.67	9.67	N.A.	N.A.
(ii) Individual shareholders holding nominal share capital in excess of Rs 1 lakh	16	520960	500960	2.57	2.57	N.A.	N.A.
Any other (specify) - 1. NRI	144	113859	93859	0.56	0.56	N.A.	N.A.
2. Clearing Member	32	2020	2020	0.01	0.01	N.A.	N.A.
3. OCB	1	80	0	0.00	0.00	N.A.	N.A.
4. Trust	1	200	200	0.00	0	N.A.	N.A.
5. Foreign Portfolio Investor	1	34495	34495	0.17	0.17	N.A.	N.A.
Sub-Total (B)(2)	11603	3524237	3074080	17.37	17.37		

Total Public Shareholding (B)=B(1)+B(2)

11646	9018430	8566873	44.43	44.43	N.A.	N.A.
--------------	----------------	----------------	--------------	--------------	-------------	-------------

Total (A) +(B)

11647	20296080	19844523	100.00	100.00	N.A.	N.A.
--------------	-----------------	-----------------	---------------	---------------	-------------	-------------

Shares held by custodians and against which depository receipts have been issued :

Promoter & Promoter Group	NIL	NIL	NIL	NIL	NIL	N.A.	N.A.
Public	NIL	NIL	NIL	NIL	NIL	N.A.	N.A.
Total (C)	NIL	NIL	NIL	NIL	NIL	N.A.	N.A.

GRAND TOTAL (A)+(B)+(C)

11647	20296080	19844523	100.00	100.00	N.A.	N.A.
--------------	-----------------	-----------------	---------------	---------------	-------------	-------------

For VESUVIUS INDIA LIMITED


(TAPOSH ROY)
Company Secretary

QUARTER ENDED : DECEMBER 31, 2014

(l)(b) Statement showing holding od securities (including shares, warrants, convertible securities) of persons belonging to the category "Promoters and Promoter Group"

Sr.no	Name of the Shareholder	Details of shares Held		Encumbered Shares *		Details of Warrants		Details of convertible securities		Total shares (including underlying shares assuming full conversion of warrants and convertible securities) as a % of diluted share capital	
		No of shares held	As a % of grand total A+B+C	No	As a % of grand total A+B+C of sub-clause (I)(a)	Number of warrants held	As a % of grand total A+B+C of sub-clause (I)(a)	Number of convertible securities held	As a % of total number of convertible securities of the same class		
(I)	(II)	(III)	(IV)	(V)	(VI)	(VII)	(VIII)	(IX)	(X)	(XI)	(XII)
1	Vesuvius Group Ltd, UK	11277650	55.57	0	0	0	0	0	0	0	55.57
TOTAL		11277650	55.57	0	0	0	0	0	0	0	55.57


* The term "encumbrance" has the same meaning as assigned to it in regulation 28(c) of the SAST Regulation 2011

(l)(c)(i) Statement showing holding od securities (including shares, warrants, convertible securities) of persons belonging to the category "Public" and holding more than 1% of the total number of shares

Sr.no	Name of the Shareholder	Details of shares held		Shares as a percentage of total number of shares		Details of Warrants		Details of convertible securities		Total shares (including underlying shares assuming full conversion of warrants and convertible securities) as a % of diluted share capital
		No of shares held	Shares (i.e. Grand Total A+B+C)	As a % of grand total A+B+C indicated in para (I)(a)	As a % of grand total A+B+C indicated in para (I)(a)	Number of warrants held	As a % of total no of warrants of same class held	Number of convertible securities held	As a % of total number of convertible securities of the same class	
1	HDFC Trustee Co Ltd A/c HDFC Mid Cap Opportunities Fund	1111500	5.48%	0	0	0	0	0	0	5.48%
2	ACACIA Institutional Partners LP	744050	3.67%	0	0	0	0	0	0	3.67%
3	ACACIA Partners, LLP	733400	3.61%	0	0	0	0	0	0	3.61%
4	Reliance Cap Trustee Co Ltd A/c - Reliance Tax Saver (ELSS) Fund	722801	3.56%	0	0	0	0	0	0	3.56%
5	HDFC Trustee Co Ltd A/c HDFC Long Term Advantage Fund	498950	2.46%	0	0	0	0	0	0	2.46%
6	UTI-MID CAP FUND	278915	1.37%	0	0	0	0	0	0	1.37%
7	Catamaran Management Services Pvt Ltd	254773	1.26%	0	0	0	0	0	0	1.26%
8	ACACIA Conservation Fund LP	240745	1.19%	0	0	0	0	0	0	1.19%
9	ACACIA Banyan Partners	231505	1.14%	0	0	0	0	0	0	1.14%
TOTAL		4816639	23.74%	0	0	0	0	0	0	23.74%

(l)(c)(ii) Statement showing holding of securities (including shares, warrants, convertible securities) of persons (together with PAC) belonging to the category "Public" and holding more than 5% of the total number of shares

Sr.no	Name of the Shareholder	Details of shares held		Shares as a percentage of total number of shares		Details of Warrants		Details of convertible securities		Total shares (including underlying shares assuming full conversion of warrants and convertible securities) as a % of diluted share capital
		No of shares held	Shares (i.e. Grand Total A+B+C)	As a % of grand total A+B+C indicated in para (I)(a)	As a % of grand total A+B+C indicated in para (I)(a)	Number of warrants held	As a % of total no of warrants of same class held	Number of convertible securities held	As a % of total number of convertible securities of the same class	
1	HDFC Trustee Co Ltd A/c HDFC Mid Cap Opportunities Fund	1111500	5.48%	0	0	0	0	0	0	5.48%
TOTAL		1111500	5.48%	0	0	0	0	0	0	5.48%

For VESUVIUS INDIA LIMITED

 (TAPOSH ROY)
 Company Secretary

QUARTER ENDED : DECEMBER 31, 2014

I (d) Statement showing details of locked-in shares

Sr No	Name of the Shareholder	Number of locked-in shares	Locked-in shares as a percentage of total number of shares { i.e. Grand Total (A)+(B)+(C) indicated in statement at para I(a) above }	Promoter / Promoter Group / Public
1		NIL	NIL	Promoter/Promoter Group
2		NIL	NIL	Public
	TOTAL	<u>NIL</u>	<u>NIL</u>	

II(a) Statement showing details of Depository Receipts (DRs)


Sr No	Type of outstanding DRs (ADRs, GDRs, SRDs etc)	Number of outstanding DRs	Number of shares underlying outstanding DRs	Shares underlying outstanding DRs as a percentage of total number of shares [i.e. Grand Total (A+B+C) indicated in statement at para I(a) above
1		NIL	NIL	NIL
2		NIL	NIL	NIL
	TOTAL	<u>NIL</u>	<u>NIL</u>	<u>NIL</u>

II(b) Statement showing holding of Depository Receipts (DRs) where underlying shares held by "promoter/promoter group" are in excess of 1 per cent of the total number of shares

Sr No	Name of the DR holder	Type of outstanding DRs (ADRs, GDRs, SRDs etc)	Number of shares underlying outstanding DRs	Shares underlying outstanding DRs as a percentage of total number of shares { i.e. Grand Total (A+B+C) indicated in statement at para I(a) above }
1		NIL	NIL	NIL
2		NIL	NIL	NIL
	TOTAL	<u>NIL</u>	<u>NIL</u>	<u>NIL</u>

III(a) Statement showing the voting pattern of shareholders, if more than one class of share/securities is issued by the issuer
NOT APPLICABLE

For VESUVIUS INDIA LIMITED


 (TAPOSH ROY)
 Company Secretary