

(1) (a)


Statement Showing Shareholding Pattern

Name of the Company: VELJAN DENISON LIMITED


Scrip Code, Name of the Scrip, Class of Security : NSE- / BSE -?, VELJAN DENISON LIMITED, Equity Week ended : 31/3/2015

Partly paid-up shares:-	No. of partly paid-up shares	As a % of total no. of partly paid-up Shares	As a % of total no. of shares of the company
Held by promoter/promoter group	0	0	0
Held by public	0	0	0
Total	0	0	0
Outstanding convertible securities:-	No. of outstanding securities	As a % of total no. of outstanding convertible securities	As a % of total no. of shares of the company, assuming full conversion of the convertible securities
Held by promoter/promoter group	0	0	0
Held by public	0	0	0
Total	0	0	0
Warrants:-	No. of warrants	As a % of total no. of warrants	As a % of total no. of shares of the company, assuming full conversion of Warrants
Held by promoter/promoter group	0	0.00	0.00
Held by public	0	0.00	0.00
Total	0	0.00	0.00
Total paid-up capital of the company, assuming full conversion of warrants and convertible securities		2250000	

Category Code	Category of Shareholder	Number of Share Holders	Total Number of Shares	Number of Shares held in Dematerialized Form	Total Shareholding as a percentage of total Number of Shares		Shares Pledged or otherwise encumbered	
					As a Percentage of (A+B) (VI)	As a Percentage of (A+B+C) (VII)	Number of Shares (VIII)	As a Percentage (IX) = (VIII)/(IV)*100
(I)	(II)	(III)	(IV)	(V)	(VI)	(VII)	(VIII)	(IX)
A	Promoter and Promoter Group							
(1)	Indian							
(a)	Individuals/Hindu Undivided Family	11	1263423	1231493	56.15	56.15	0	0.00
(b)	Central Government /State Government (s)	0	0	0	-	-	0	-
(c)	Bodies Corporate	4	423674	423674	18.83	18.83	0	-
(d)	Financial Institutions / Banks	0	0	0	-	-	0	-
(e)	Any other(PAC)	0	0	0	-	-	0	0.00
(f)	Others	0	0	0	0.00%	0	0	0
	Sub-Total (A)(1)	15	1687097	1655167	74.98	74.98	0	0.00
(2)	Foreign							
(a)	Individuals (Non Resident Individuals)	0	0	0	-	-	0	-
(b)	Bodies Corporate	0	0	0	-	-	0	-
(c)	Institutions	0	0	0	-	-	0	-
(d)	Qualified Foreign Investor	0	0	0	-	-	0	-
(e)	Any Other	0	0	0	-	-	0	-
	Sub-Total (A)(2)	0	0	0	-	-	0	-
	Total Shareholding of Promoter and Promoter Group A=(A)(1) + (A)(2)	15	1687097	1655167	74.98	74.98	0	0
B	Public Shareholding							
(1)	Institutions							
(a)	Mutual Funds/UTI	0	0	0	-	-	0	-
(b)	Financial Institutions/Banks	0	0	0	-	-	0	-
(c)	Central Government/State Government	0	0	0	-	-	0	-
(d)	Venture Capital Funds	0	0	0	-	-	0	-
(e)	Insurance Companies	0	0	0	-	-	0	-
(f)	Foreign Institutional Investors	0	0	0	-	-	0	-
(g)	Foreign Venture Capital Investors	0	0	0	-	-	0	-
(h)	Qualified Foreign Investor	0	0	0	-	-	0	-
(i)	Any Other	0	0	0	-	-	0	-



	Sub-Total (B)(1)	0	0	0	-	-	0	-
(2)	Non-institutions							
(a)	Bodies Corporate	50	16192	16192	0.72	0.72	0	-
(b)	Individuals							
	i Individual Shareholders holding nominal share capital upto Rs. 1	1936	279326	180198	12.41	12.41	0	-
	ii Individual Shareholders holding nominal share capital in excess of Rs. 1 Lakh	2	29070	29070	1.29	1.29	0	-
	Qualified Foreign Investor-							
(c)	Corporate	0	0	0	-	-	0	-
(d)	CLEARING MEMBER	22	2379	2379	0.11	0.11	0	-
(e)	TRUST	0	0	0	-	-	0	-
(f)	Non Resident Individuals	13	1936	1936	0.09	0.09	0	-
(g)	Foreign Bodies Corp	1	234000	0	10.40	10.40	0	-
(h)	Foreign Nation	0	0	0	-	-	0	-
(i)	FPI - Individual	0	0	0	-	-	0	-
(j)	FPI - Corporate	0	0	0	-	-	0	-
	Sub-Total (B)(2)	2024	562903	229775	25.02	25.02	0	-
	Total Public Shareholding							
	B=(B)(1)+(B)(2)	2024	562903	229775	25.02	25.02	0	-
	Total (A)+(B)	2039	2250000	1884942	100.00	100.00	0	-
(C)	Shares held by Custodians and against which Depository Receipts have been issued							
(1)	Promoter and Prmoter Group	0	0	0	0	0	0	0
(2)	Public	0	0	0	0	0	0	0
	GRAND TOTAL (A) + (B) + (C)	2039	2250000	1884942	100.00	100.00	0	0



(D)(b) Statement showing Shareholding of persons belonging to the category
"Promoter and Promoter Group"


Sl. No.	Name of the shareholder	Total shares held		Shares pledged or		Details of		Details of		Total Shares (including underlying shares assuming full conversion of warrants)	
		Number	As a % of grand total (A)+(B)+(C)	Number	% of Total Shares Held	As a % of grand total (A)+(B)+(C)	No of warrant held (VIII)	As a % of total number of warrants of the same class	No of convertible securities held		As a % of total number of convertible securities of the same class
1	JANARDAN RAO V C	31800	1.41	0	0.00	0.00	0	0.00	0	0.00	1.41
2	JDM HYDROPNEUMATICS LIMITED	3342	0.15	0	0.00	0.00	0	0.00	0	0.00	0.15
3	VELJAN HYDRAIR LIMITED	169830	7.55	0	0.00	0.00	0	0.00	0	0.00	7.55
4	VELJAN INVESTMENTS LTD	243950	10.84	0	0.00	0.00	0	0.00	0	0.00	10.84
5	SUXUS SYSTEMS LIMITED	6552	0.29	0	0.00	0.00	0	0.00	0	0.00	0.29
6	UMA DEVI UPPALURI	110834	4.93	0	0.00	0.00	0	0.00	0	0.00	4.93
7	CHUKKAMAMBA SRI VELAMATI JANARDAN RAO CHANDRA SEKHAR VELAMATI	597139	26.54	0	0.00	0.00	0	0.00	0	0.00	26.54
8	1204340000062114, 1204340000062089 GANGADHAR SRINIVAS VELAMATI	47760	2.12	0	0.00	0.00	0	0.00	0	0.00	2.12
9	JANARDAN RAO CHANDRA SEKHAR VELAMATI GANGADHAR SRINIVAS VELAMATI	56001	2.49	0	0.00	0.00	0	0.00	0	0.00	2.49
10	1204340000062129, 1204340000062133 LALITHADEVI SANJAY JAYAVARTHANAVELU	98085	4.36	0	0.00	0.00	0	0.00	0	0.00	4.36
11	CHANDRA SEKHAR JANARDAN RAO VELAMATI	221952	9.86	0	0.00	0.00	0	0.00	0	0.00	9.86
12	SAROJINIDEVI KILARU	99852	4.44	0	0.00	0.00	0	0.00	0	0.00	4.44
	TOTAL	1687097	74.98	0	0.00	0.00	0	0.00	0	0.00	74.98

18.5.2023


(I)(c) Statement showing Shareholding of persons belonging to the category "Public" and holding more than 1% of the total number of shares

Sl. No.	Name of the shareholder	No. of shares	Shares as % of Total No. of Shares	Details of Warrants		Details of convertible		Total Shares (including)
				No of warrants held	As a% total number	No of convertible	% total number of	
1	INCENTIVE	234000	10.4	0	0	0	0	10.4
	TOTAL	234000	10.4	0	0	0	0	10.4


Le. G. J.



**D)(c Statement showing Shareholding of persons belonging to the category
 "Public" and holding more than 5% of the total number of shares**


Sl. No.	of the share	No. of shares	Shares as % of Total No. of Shares	Details of		Details of Convertible		Total Shares (including underlying shares)
				No of warrants held	As a% total number of	No of convertible securities held	% total number of convertible	
1	INCENTIVE	234000	10.4	0	0	0	0	10.4
	TOTAL	234000	10.4	0	0	0	0	10.4

le. G. H. M.




(I)(d) Statement showing details of locked-in shares

Sl. No	Name of the shareholder	Number of shares	Shares as % of Total No. of Shares	Category
	TOTAL	0	0	
	TOTAL			

6. G. ...


(II)(a) Statement showing details of Depository Receipts (DRs)

Sl. No	Type of outstanding DR (ADRs, GDRs, SDRs, etc.)	Number of outstanding DRs	Number of shares underlying outstanding DRs	Shares underlying outstanding DRs as a percentage of total number of shares
1	TOTAL	0	0	0.00
	TOTAL			



(II)(b) Statement showing Holding of Depository Receipts (DRs), where underlying shares are in excess of 1% of the total number of shares

Sl. No	Name of the DR Holder	Type of outstanding DR (ADRs, GDRs, SDRs, etc.)	Number of shares underlying outstanding DRs	Shares underlying outstanding DRs as a percentage of total number of shares
1	TOTAL		0	0.00
	TOTAL			

