


Introductory sub-table (I)(a)			
Name of the Company: Vardhman Textiles Limited			
Scrip Code, Name of the scrip, class of security: VTL/502986			
Quarter ended: 30th June, 2014			
Partly paid-up shares:-	No. of partly paid-up shares	As a % of total no. of partly paid-up shares	As a % of total no. of shares of the company
Held by promoter/promoter group	NIL	N.A.	N.A.
Held by public	NIL	N.A.	N.A.
Total	0	N.A.	N.A.
Outstanding convertible securities: No. of outstanding securities	As a % of total no. of outstanding convertible securities	As a % of total no. of shares of the company, assuming full conversion of the convertible securities	
Held by promoter/promoter group	NIL	N.A.	
Held by public	NIL	N.A.	
Total	0	N.A.	
Warrants:-	No. of warrants	As a % of total no. of shares of the company, assuming full conversion of warrants	
Held by promoter/promoter group	NIL	N.A.	
Held by public	NIL	N.A.	
Total	0	N.A.	
Total paid-up capital of the company, assuming full conversion of warrants and convertible securities	63651879		



Statement Showing Shareholding Pattern Table (I)(a)								
Category code	Category of Shareholder	Number of Shareholders	Total number of shares	Number of shares held in dematerialized form	Total shareholding as a percentage of total number of shares		Shares Pledged or otherwise encumbered	
					As a percentage of (A+B) ¹	As a percentage of (A+B+C)	Number of shares	As a percentage
(I)	(II)	(III)	(IV)	(V)	(VI)	(VII)	(VIII)	(IX)
(A)	Shareholding of Promoter and Promoter Group ²							
1	Indian							
(a)	Individuals/ Hindu Undivided Family	12	1,461,658	1,461,658	2.30	2.30	0	0.00
(b)	Central Government/ State Government(s)	0	0	0	0.00	0.00	0	0.00
(c)	Bodies Corporate	13	37,908,355	37,908,355	59.56	59.56	0	0.00
(d)	Financial Institutions/ Banks	0	0	0	0.00	0.00	0	0.00
(e)	Any Others (Specify)	0	0	0	0.00	0.00	0	0.00
	Sub Total(A)(1)	25	39,370,013	39,370,013	61.85	61.85	0	0.00
2	Foreign							
a	Individuals (Non-Residents)	0	0	0	0.00	0.00		0.00
b	Bodies Corporate	0	0	0	0.00	0.00		0.00
c	Institutions	0	0	0	0.00	0.00		0.00
d	Qualified Foreign Investor	0	0	0	0.00	0.00		0.00
e	Any Others (Specify)	0	0	0	0.00	0.00		0.00
	Sub Total(A)(2)	0	0	0	0.00	0.00	0	0.00
	Total Shareholding of Promoter and Promoter Group (A) = (A)(1)+(A)(2)	25	39,370,013	39,370,013	61.85	61.85	0	0.00
(B)	Public shareholding							
1	Institutions							
(a)	Mutual Funds/ UTI	41	7794389	7772117	12.25	12.25		




(b)	Financial Institutions / Banks	21	82313	22231	0.13	0.13			
(c)	Central Government/ State Government(s)	0	0	0	0.00	0.00			0.00
(d)	Venture Capital Funds	0	0	0	0.00	0.00			0.00
(e)	Insurance Companies	8	421553	419978	0.66	0.66			0.00
(f)	Foreign Institutional Investors	59	5082873	5084179	8.00	8.00			0.00
(g)	Foreign Venture Capital Investors	0	0	0	0.00	0.00			0.00
(h)	Qualified Foreign Investor	0	0	0	0.00	0.00			0.00
(i)	Any Other (specify)				0.00	0.00			0.00
	Sub-Total (B)(1)	129	13,391,128	13298505	21.04	21.04			0.00
B 2	Non-institutions								
(a)	Bodies Corporate	867	1558776	1513317	2.45	2.45			0.00
(b)	Individuals				0.00	0.00			0.00
	Individuals -i. Individual shareholders holding nominal share capital up to Rs.1 lakh	22,683	5,520,180	4,394,704	8.67	8.67			0.00
	ii. Individual shareholders holding nominal share capital in excess of Rs. 1 lakh.	66	1999361	1977671	3.14	3.14			0.00
(c)	Qualified Foreign Investor	0	0	0	0.00	0.00			0.00
(d)	Any Other (specify)				0.00	0.00			0.00
(d-i)	Non - Resident Indians (Repatriable)	174	134717	133437	0.21	0.21			0.00
(d-ii)	Non - Resident Indians (Non-Repatriable)	73	41709	41634	0.07	0.07			0.00
(d-iii)	Trusts	6	1635995	1635995	2.57	2.57			0.00
	Sub-Total (B)(2)	23869	10890738	9698756	17.11	17.11			0.00
(B)	Total Public Shareholding (B)= (B)(1)+(B)(2)	23,998	24,281,866	22,996,263	38.15	38.15			0.00
	TOTAL (A)+(B)	24,023	63,651,879	62,365,276	100.00	100.00			0.00
(C)	Shares held by Custodians and against which Depository Receipts have been Issued								
1	Promoter and Promoter Group	0	0	0	0	0			0.00
2	Public	0	0	0	0	0			0
	Sub-Total (C)	0	0	0	0	0			0
	GRAND TOTAL (A)+(B)+(C)	24,023	63,651,879	62,365,276	100.00	100.00			0



1	Includes holding of Mrs. Shakun Oswal, Mrs. Suchita Jain, Ms. Soumya Jain and Ms. Sagarika Jain, being relatives of Promoter Mr.
	S.P. Oswal




Handwritten signature or initials



(IXb) Statement showing holding of securities (including shares, warrants, convertible securities) of persons belonging to the category "Promoter and Promoter Group"												
Sr.	Name of the shareholder	Details of Shares held			Encumbered shares (*)			Details of warrants		Details of convertible securities		Total shares (including underlying shares assuming full conversion of warrants and convertible securities) as a % of diluted share capital
		No. of shares held	As a % of grand total (A)+(B)+(C)	No.	As a percentage	As a % of grand total (A)+(B)+(C) of sub-clause (IXa)	Number of warrants held	As a % total number of warrants of the same class	Number of convertible securities held	As a % total number of convertible securities of the same class		
No.	(i)	(ii)	(iv)	(v)	(vi)	(vii)	(viii)	(ix)	(x)	(xi)	(xii)	
1	Adinath Investment & Trading Company	12,947,815	20.34	0	0.00	0.00	0	0	0	0	0	
2	Devsakar Investment & Trading Company (P) Limited	5,540,887	8.70	0	0.00	0.00	0	0	0	0	0	
3	Flamingo Finance & Investment Company Limited	590,513	0.93	0	0.00	0.00	0	0	0	0	0	
4	Amkesh Investments (P) Limited	357,501	0.56	0	0.00	0.00	0	0	0	0	0	
5	Marshall Investment and Trading Co. Pvt. Ltd.	545,516	0.86	0	0.00	0.00	0	0	0	0	0	
6	Ramaniya Finance and Investment Co. Ltd.	470,046	0.74	0	0.00	0.00	0	0	0	0	0	
7	Santoni Finance and Investment Company Limited	505,909	0.79	0	0.00	0.00	0	0	0	0	0	
8	Plaza Trading Co (P) Ltd.	840	0.00	0	0.00	0.00	0	0	0	0	0	
9	Pradeep Mercantile Co.(P) Ltd.	103,782	0.16	0	0.00	0.00	0	0	0	0	0	
10	Sreetha Holdings Limited	172,005	0.27	0	0.00	0.00	0	0	0	0	0	
11	Syracuse Investment & Trading Co.(P) Ltd.	27,615	0.04	0	0.00	0.00	0	0	0	0	0	
12	Mehavir Spinning Mills Private Limited	109,928	0.17	0	0.00	0.00	0	0	0	0	0	
13	Mr. S.P. Oswal	643,156	1.01	0	0.00	0.00	0	0	0	0	0	
14	Shri Paul & Sons (HUF)	28,453	0.04	0	0.00	0.00	0	0	0	0	0	
15	Shaktun Oswal	153,953	0.24	0	0.00	0.00	0	0	0	0	0	
16	Suchita Jain	261,334	0.41	0	0.00	0.00	0	0	0	0	0	
17	Sachin Jain	40,005	0.06	0	0.00	0.00	0	0	0	0	0	
18	Sourmya Jain	7,980	0.01	0	0.00	0.00	0	0	0	0	0	
19	Sagarika Jain	7,740	0.01	0	0.00	0.00	0	0	0	0	0	
20	Eastern Trading Co.	59,040	0.09	0	0.00	0.00	0	0	0	0	0	
21	Ambar Syndicate	86,255	0.14	0	0.00	0.00	0	0	0	0	0	
22	Northern Trading Co.	82,560	0.13	0	0.00	0.00	0	0	0	0	0	
23	Paras Syndicate	91,552	0.14	0	0.00	0.00	0	0	0	0	0	
24	Vardhman Holdings Limited	15,402,568	24.20	0	0.00	0.00	0	0	0	0	0	
25	VTL Investments Limited	1,134,000	1.78	0	0.00	0.00	0	0	0	0	0	
TOTAL		39,370,013	61.85	0	0.00	0.00	0	0	0	0	0	

(*) The term "encumbrance" has the same meaning as assigned to it in regulation 28(c) of the SAST Regulations, 2011

(D)(c)(i) Sr. No.	Name of the shareholder	Number of shares held	Shares as a percentage of total number of shares (i.e., Grand Total (A)+(B)+(C) indicated in Statement at para (I)(a) above)	Details of warrants		Details of convertible securities		Total shares (including underlying shares assuming full conversion of warrants and convertible securities) as a % of diluted share capital
				Number of warrants held	As a % total number of warrants of the same class	Number of convertible securities held	% w.r.t total number of convertible securities of the same class	
1	IDFC Premier Equity Fund	3,654,795	5.70	0	0	0	0	0
2	Parvest Equity India	840,000	1.31	0	0	0	0	0
3	Baring India Private Equity Fund III Listed Investments limited	2,002,936	3.13	0	0	0	0	0
4	ICICI Prudential Discovery Fund	986,163	1.54	0	0	0	0	0
5	Mahavir Shares Trust	1,598,741	2.51	0	0	0	0	0
	TOTAL	9,082,635	14.19	0	0	0	0	0



(I)(c)(ii)	Statement showing holding of securities (including shares, warrants, convertible securities) of persons (together with PAC) belonging to the category "Public" and holding more than 5% of the total number of shares of the company							Total shares (including underlying shares assuming full conversion of warrants and convertible securities) as a % of diluted share capital
	Sr. No.	Name(s) of the shareholder(s) and the Persons Acting in Concert (PAC) with them	Number of shares	Shares as a percentage of total number of shares {i.e., Grand Total (A)+(B)+(C) indicated in Statement at para (I)(a) above}	Details of warrants		Details of convertible securities	
Number of warrants					As a % total number of warrants of the same class	Number of convertible securities held	% w.r.t total number of convertible securities of the same class	
1	IDFC Premier Equity Fund	3,654,795	5.74	0	0	0	0	0
	TOTAL	3654795	5.74	0	0	0	0	0




<u>Statement showing details of locked-in shares</u>			
(l)(d)	Name of the shareholder	Number of locked-in shares	Locked-in shares as a percentage of total number of shares {i.e., Grand Total (A)+(B)+(C) indicated in Statement at para (l)(a) above}
1			0.00
2			0.00
3			0.00
4			0.00
5			0.00
6			0.00
7			0.00
8			0.00
9			0.00
TOTAL		0	0.00



[Handwritten signature]

Statement showing details of Depository Receipts (DRs)			
(II)(a)	Type of outstanding DR (ADRs, GDRs, SDRs, etc.)	Number of outstanding DRs	Number of shares underlying outstanding DRs
			Shares underlying outstanding DRs as a percentage of total number of shares (i.e., Grand Total (A)+(B)+(C) indicated in Statement at para II(a) above)
1			0.00
2			0.00
3			0.00
4			0.00
5			0.00
6			0.00
7			0.00
8			0.00
9			0.00
TOTAL		0	0.00





Statement showing holding of Depository Receipts (DRs), where underlying shares held by "promoter/promoter group" are in excess of 1% of the total number of shares				
(II)(b)	Name of the DR Holder	Type of outstanding DR (ADRs, GDRs, SDRs, etc.)	Number of shares underlying outstanding DRs	Shares underlying outstanding DRs as a percentage of total number of shares (i.e., Grand Total (A)+(B)+(C) indicated in Statement at para. (I)(a) above)
1				0.00
2				0.00
3				0.00
4				0.00
5				0.00
6				0.00
7				0.00
8				0.00
9				0.00
			0	0.00
TOTAL				