



Introductory sub-table (I)(a)


Name of the Company: VALUE INDUSTRIES LIMITED			
Scrip Code, Name of the scrip, class of security: BSE-500945/NSE - VALUEIND, Equity Shares			
Quarter ended: 31st March, 2014			
Partly paid-up shares:-	No. of partly paid-up shares	As a % of total no. of partly paid-up shares	As a % of total no. of shares of the company
Held by promoter/promoter group	0	0	0
Held by public	0	0	0.000
Total - D	0	0	0.000
Outstanding convertible securities:-	No. of outstanding securities	As a % of total no. of outstanding convertible securities	As a % of total no. of shares of the company, assuming full conversion of the convertible securities
Held by promoter/promoter group	0	0	0
Held by public	0	0	0.000
Total - E	0	0	0.000
Warrants:-	No. of warrants	As a % of total no. of warrants	As a % of total no. of shares of the company, assuming full conversion of warrants
Held by promoter/promoter group	0	0	0
Held by public	0	0	0
Total - F	0	0	0
Total paid-up capital of the company, assuming full conversion of warrants and convertible securities	39,185,675		



Statement Showing Shareholding Pattern as on 31.03.2014 - VALUE INDUSTRIES LIMITED								
Category code	Category of Shareholder	Number of Shareholders	Table I(a)		Total shareholding as a percentage of total number of shares		Shares Pledged or otherwise encumbered	
			Total number of shares	Number of shares held in dematerialized form	As a percentage of (A+B) ¹	As a percentage of (A+B+C)	Number of shares	As a percentage
			(IV)	(V)				
(I)	(II)	(III)	(IV)	(V)	(VI)	(VII)	(VIII)	(X) = (VIII)/(IV)*100
(A)	Shareholding of Promoter and Promoter Group							
1	Indian							
(a)	Individuals/ Hindu Undivided Family	11	2,292,605	2,292,605	5.85	5.85	0	0.00
(b)	Central Government/ State Government(s)	-	-	-	-	-	-	-
(c)	Bodies Corporate	10	16,029,801	16,029,801	40.91	40.91	-	0.00
(d)	Financial Institutions/ Banks	-	-	-	-	-	-	-
(e)	Any Others(Specify)	-	-	-	-	-	-	-
(e-i)		-	-	-	-	-	-	-
(e-ii)		-	-	-	-	-	-	-
	Sub Total(A)(1)	21	18,322,406	18,322,406	46.76	46.76	0	0.00
2	Foreign							
(a)	Individuals (Non-Residents Individuals/ Foreign Individuals)	-	-	-	-	-	-	-
(b)	Bodies Corporate	-	-	-	-	-	-	-
(c)	Institutions	-	-	-	-	-	-	-
(d)	Qualified Foreign Investor	-	-	-	-	-	-	-
(e)	Any Others(Specify)	-	-	-	-	-	-	-
(e-1)		-	-	-	-	-	-	-
	Sub Total(A)(2)	0	0	0	0.00	0.00	0	0.00
	Total Shareholding of Promoter and Promoter Group (A)= (A)(1)+(A)(2)							
		21	18,322,406	18,322,406	46.76	46.76	0	0.00



(B) Public Shareholding						
1 Institutions						
(a) Mutual Funds/ UTI	20	14,276	-	0.04	0.04	
(b) Financial Institutions / Banks	25	6,123	2,442	0.02	0.02	
(c) Central Government/ State Government(s)	-	-	-	-	-	
(d) Venture Capital Funds	-	-	-	-	-	
(e) Insurance Companies	5	944,756	944,731	2.41	2.41	
(f) Foreign Institutional Investors	3	1,025	-	0.00	0.00	
(g) Foreign Venture Capital Investors	-	-	-	-	-	
(h) Qualified Foreign Investor	-	-	-	-	-	
(i) Any Other (Specify)	-	-	-	0.00	0.00	
(i-1)	-	-	-	-	-	
Sub-Total (B)(1)	53	966,180	947,173	2.47	2.47	
2 Non-Institutions						
(a) Bodies Corporate	571	1,432,671	1,395,455	3.66	3.66	
(b) Individuals						
i. Individual shareholders holding nominal share capital up to Rs 1 lakh	68,590	13,740,063	9,355,691	35.06	35.06	
ii. Individual shareholders holding nominal share capital in excess of Rs. 1 lakh.	140	4,500,523	4,500,523	11.49	11.49	
(c) Qualified Foreign Investor	-	-	-	-	-	
(d) Any Other (specify)	-	-	-	-	-	
(d-1) Non Resident Individuals	292	222,228	210,128	0.57	0.57	
(d-2) Trust & Foundations	4	1,604	1,404	0.00	0.00	
Sub-Total (B)(2)	69,597	19,897,089	15,463,201	50.78	50.78	
Total Public Shareholding (B) = (B)(1)+(B)(2)	69,650	20,863,269	16,410,374	53.24	53.24	
TOTAL (A)+(B)	69,671	39,185,675	34,732,780	100.00	100.00	
(C) Shares held by Custodians and against which Depository Receipts have been issued						
1 Promoter and Promoter Group	-	-	-	-	-	
2 Public	-	-	-	-	-	
Sub-Total (C)						
GRAND TOTAL (A)+(B)+(C)	69,671	39,185,675	34,732,780	100.00	100.00	0.00




Sr.No	Notes
1	NIL
2	
3	
4	
5	
6	
7	
8	
9	




(1)(b) Statement showing holding of securities (including shares, warrants, convertible securities) of persons belonging to the category "Promoter and Promoter Group".

Sr.	Name of the shareholder	Details of Shares held		Encumbered shares			Details of warrants		Details of convertible securities		Total shares (including underlying shares assuming full conversion of warrants and convertible securities) as a % of diluted share capital
		Number of shares held	As a % of grand total (A) + (B) + (C)	No.	As a percentage	As a % of grand total (A)+(B)+(C) of sub-clause (I)(a)	Number of warrants held	As a % total number of warrants of the same class	Number of convertible securities held	As a % total number of convertible securities of the same class	
No.	(i)	(ii)	(iii)	(iv)	(v)	(vi) = (v)/(iii)*100	(vii)	(viii)	(ix)	(x)	(xi)
	INDIVIDUALS/HINDU UNDIVIDED FAMILY										
1	R N DHOOT	903,742	2.31	-	0.00	0.00	0	0	0	0	2.31
2	V N DHOOT	2,365	0.01	-	0.00	0.00	0	0	0	0	0.01
3	P N DHOOT	2,428	0.01	-	0.00	0.00	0	0	0	0	0.01
4	KESHARBAI DHOOT	111,276	0.28	-	0.00	0.00	0	0	0	0	0.28
5	ANIRUDHA DHOOT	557,600	1.42	-	0.00	0.00	0	0	0	0	1.42
6	N R DHOOT	130	0.00	-	0.00	0.00	0	0	0	0	0.00
7	T P DHOOT	130	0.00	-	0.00	0.00	0	0	0	0	0.00
8	RAMABAI DHOOT	257,750	0.66	-	0.00	0.00	0	0	0	0	0.66
9	SUSHMABAI DHOOT	166,797	0.43	-	0.00	0.00	0	0	0	0	0.43
10	AKSHAY R DHOOT	186,917	0.48	-	0.00	0.00	0	0	0	0	0.48
11	SAURABH P DHOOT	103,470	0.26	-	0.00	0.00	0	0	0	0	0.26




BODIES CORPORATE											
1	VIDEOCON INDUSTRIES LIMITED	1,971,973	5.03	-	0.00	0.00	0	0	0	0	5.03
2	DOME-BELL ELECTRONICS INDIA PVT LTD	4,498,495	11.48	-	0.00	0.00	0	0	0	0	11.48
3	GREENFIELD APPLIANCES PVT LTD	1,127,672	2.88	-	0.00	0.00	0	0	0	0	2.88
4	FORCE APPLIANCES PVT LTD	1,200,000	3.06	-	0.00	0.00	0	0	0	0	3.06
5	WALUJ COMPONENTS PVT LTD	2,606,478	6.65	-	-	-	0	0	0	0	6.65
6	VIDEOCON REALTY & INFRASTRUCTURES LTD	300	0.00	-	0.00	0.00	0	0	0	0	0.00
7	SOLITAIRE APPLIANCES PVT LTD	1,027,672	2.62	-	0.00	0.00	0	0	0	0	2.62
8	SYNERGY APPLIANCES PVT LTD	1,027,672	2.62	-	0.00	0.00	0	0	0	0	2.62
9	PLATINUM APPLIANCES PVT LTD	1,027,672	2.62	-	0.00	0.00	0	0	0	0	2.62
10	C E INDIA LTD (FORMERLY VIDEOCON INDIA LTD)	1,541,867	3.93	-	0.00	0.00	0	0	0	0	3.93
TOTAL		18,322,406	46.76	0	0.00	0.00	0	0	0	0	46.76




(I)(c)(i) Statement showing holding of securities (including shares, warrants, convertible securities) of persons belonging to the category "Public" and holding more than 1% of the total number of shares

Sr. No.	Name of the shareholder	Number of shares held	Shares as a percentage of total number of shares (i.e., Grand Total (A)+(B)+(C) indicated in Statement at para (I)(a) above)	Details of warrants		Details of convertible securities		Total shares (including underlying shares assuming full conversion of warrants and convertible securities) as a % of diluted share capital
				Number of warrants held	As a % total number of warrants of the same class	Number of convertible securities held	% w.r.t total number of convertible securities of the same class	
1	LIFE INSURANCE CORPORATION OF INDIA	852,774	2.18	0	0	0	0	2.18
TOTAL		852,774	2.18	0	0	0	0	2.18




(1)(c)(ii) Statement showing holding of securities (including shares, warrants, convertible securities) of persons (together with PAC) belonging to the category "Public" and holding more than 5% of the total number of shares of the company

Sr. No.	Name(s) of the shareholder(s) and the Persons Acting in Concert (PAC) with them	Number of shares	Shares as a percentage of total number of shares {i.e., Grand Total (A)+(B)+(C) indicated in Statement at para (1)(a) above}	Details of warrants		Details of convertible securities		Total shares (including underlying shares assuming full conversion of warrants and convertible securities) as a % of diluted share capital
				Number of warrants	As a % total number of warrants of the same class	Number of convertible securities held	% w.r.t total number of convertible securities of the same class	
1	NIL	0	0.00	0	0	0	0	0.00
TOTAL		0	0.00	0	0	0	0	0.00



(I)(d) Statement showing details of locked-in shares

Sr. No.	Name of the shareholder	Number of locked-in shares	Locked-in shares as a percentage of total number of shares (i.e., Grand Total (A)+(B)+(C) indicated in Statement at para (I)(a) above)
1	NIL	0	0.00
TOTAL		0	0.00



(II)(a) **Statement showing details of Depository Receipts (DRs).**

Sr. No.	Type of outstanding DR (ADRs, GDRs, SDRs, etc.)	Number of outstanding DRs	Number of shares underlying outstanding DRs	Shares underlying outstanding DRs as a percentage of total number of shares (i.e., Grand Total (A)+(B)+(C) indicated in Statement at para (I)(a) above)
1	NIL	0	0	0.00
TOTAL		0	0	0.00



(H)(b) Statement showing holding of Depository Receipts (DRs), where underlying shares held by "promoter/promoter group" are in excess of 1% of the total number of shares

Sr. No.	Name of the DR Holder	Type of outstanding DR (ADRs, GDRs, SDRs, etc.)	Number of shares underlying outstanding DRs	Shares underlying outstanding DRs as a percentage of total number of shares (i.e., Grand Total (A)+(B)+(C) indicated in Statement at para (I)(a) above)
1	NIL	0	0	0.00
TOTAL		0	0	0.00

