


VIP Industries Limited

Category code Category of Shareholder Number of Shareholders Total number of Shares Number of Shares held in dematerialized form Total Shares held in dematerialized form Shares held in physical form

(i)	(ii)	(iii)	(iv)	(v)	AS % percentage of (A+B) (vi)	AS % percentage of (A+B+C) (vii)	Number of shares (viii)	AS % percentage (ix) = (viii)/(v)+100
(A)	PROMOTER AND PROMOTER GROUP							
(1)	INDIAN							
	INDIVIDUALS / HINDU UNDIVIDED FAMILY	4	803270	803270	0.57	0.57	0	0
	CENTRAL GOVERNMENT / STATE GOVERNMENT(S)	0	0	0	0	0	0	0
	BODIES CORPORATE	8	73293250	73293250	51.86	51.86	0	0
	FINANCIAL INSTITUTIONS / BANKS	0	0	0	0	0	0	0
	ANY OTHER (SPECIFY)	0	0	0	0	0	0	0
	Sub Total	12	74096520	74096520	52.43	52.43	0	0
(2)	FOREIGN							
	INDIVIDUALS (NON-RESIDENT INDIVIDUALS / FOREIGN INDIVIDUALS)	0	0	0	0	0	0	0
	BODIES CORPORATE	0	0	0	0	0	0	0
	INSTITUTIONS	0	0	0	0	0	0	0
	QUALIFIED FORE INVESTOR-CORPORATE	0	0	0	0	0	0	0
	QUALIFIED FORE INVESTOR-IND	0	0	0	0	0	0	0
	ANY OTHER (SPECIFY)	0	0	0	0	0	0	0
	Sub Total	0	0	0	0	0	0	0
	Total (A)	12	74096520	74096520	52.43	52.43	0	0
(B)	PUBLIC SHAREHOLDING							
(1)	INSTITUTIONS							
	MUTUAL FUNDS / UTI	29	3671194	3649444	2.6	2.6	0	0
	FINANCIAL INSTITUTIONS / BANKS	14	224239	220759	0.16	0.16	37074	16.53
	CENTRAL GOVERNMENT / STATE GOVERNMENT(S)	0	0	0	0	0	0	0
	VENTURE CAPITAL FUNDS	0	0	0	0	0	0	0
	INSURANCE COMPANIES	1	500	0	0	0	0	0
	FOREIGN INSTITUTIONAL INVESTORS	20	8168738	8134738	5.78	5.78	0	0
	FOREIGN VENTURE CAPITAL INVESTORS	0	0	0	0	0	0	0
	QUALIFIED FORE INVESTOR-CORPORATE	0	0	0	0	0	0	0
	QUALIFIED FORE INVESTOR-IND	0	0	0	0	0	0	0
	Sub Total	64	12064691	12004841	8.54	8.54	37074	0.31
(2)	NON-INSTITUTIONS							
	BODIES CORPORATE	740	5109570	5093320	3.62	3.62	2819420	55.18
	INDIVIDUAL SHAREHOLDERS HOLDING NOMINAL SHARE CAPITAL UPTO RS. 1 LAKH	48224	22692867	17466900	16.06	16.06	274483	1.21
	INDIVIDUAL SHAREHOLDERS HOLDING NOMINAL SHARE CAPITAL IN EXCESS OF RS. 1 LAKH	26	23629847	23629847	16.72	16.72	6000000	26.4
	QUALIFIED FORE INVESTOR-CORPORATE	0	0	0	0	0	0	0
	QUALIFIED FORE INVESTOR-IND	0	0	0	0	0	0	0





CLEARING MEMBER	565	1947409	1947408	1.39	1.39	1420	0.07
MARKET MAKER	22	94967	94967	0.07	0.07	0	0
OFFICE BEARERS	0	0	0	0	0	0	0
FOREIGN NATIONALS	1	500	500	0	0	0	0
NON RESIDENT INDIANS (REPAT)	1927	1329935	604560	0.94	0.94	0	0
NON RESIDENT INDIANS (NON REPAT)	207	220983	219933	0.16	0.16	0	0
FOREIGN COMPANIES	0	0	0	0	0	0	0
OVERSEAS BODIES CORPORATES	4	35000	0	0.02	0.02	0	0
HINDU UNDIVIDED FAMILY TRUSTS	66	93026	91526	0.07	0.07	0	0
Sub Total	51784	55156104	49151012	39.03	39.03	9096323	18.49
Total (A)+(B)	51848	67220795	61195953	47.97	47.97	9132397	13.59
SHARES HELD BY CUSTODIANS AND AGAINST WHICH DEPOSITORY RECEIPTS HAVE BEEN ISSUED	51860	141317315	135252473	100	100	9132397	6.46
(C)							
SHARES HELD BY CUSTODIANS	0	0	0	0	0	0	0
Sub Total	0	0	0	0	0	0	0
Total (C)	0	0	0	0	0	0	0
Total (A)+(B)+(C)	51860	141317315	135252473	100	100	9132397	6.46

GENERATED ON : 03/04/2014

NSDL : 31/03/2014

CDSL : 31/03/2014



(X) STATEMENT SHOWING HOLDING OF SECURITIES (INCLUDING SHARES, WARRANTS, CONVERTIBLE SECURITIES) OF PERSONS BELONGING TO THE CATEGORY 'PROMOTER AND PROMOTER GROUP'												
Sr.No. (I)	NAME OF THE SHAREHOLDER (II)	NO OF SHAR ES HELD (III)	TOTAL SHARES HELD AS % OF GRAND TOTAL (A)+ (B)+(C)(V)	ENCUMBERED SHARES No. (V)	ENCUMBERE D SHARES AS A PERCENTAG E (VI) (VY) (VII)*100	ENCUMBERE D SHARES AS A % OF GRAND TOTAL (A)+ (B)+(C) OF SUB- CLASS (IX) (e) (VII)	PAN	Number of shares held (VII)	As a % total number of shares of the same class (IX)	Number of convertible shares held (X)	As a % of total number of convertible shares of the same class (XI)	Total shares held in & underlying reserving full conversion of convertible securities as a % of dividend capital (XII)
1	D G P SECURITIES LIMITED	36581765	23.8863	0	0	0	AABC94946F					
2	VIBHUTI INVESTMENTS COMPANY LTD	21862645	15.4706	0	0	0	AAAQV1258N					
3	KIDDY PLAST LTD	4749340	3.3608	0	0	0	AAACG3420D					
4	KEMP AND COMPANY LTD	3299980	2.3352	0	0	0	AAACG3249I					
5	ALCON FINANCE & INVESTMENTS LTD	2743335	1.9413	0	0	0	AAACG3962A					
6	DGP ENTERPRISES PVT LTD	2388500	1.6902	0	0	0	AABC02424R					
7	DGP CAPITAL MANAGEMENT LIMITED	1667665	1.1801	0	0	0	AABC02419G					
8	SHALINI DILIP PIRAMAL	233500	0.1652	0	0	0	AAHPA3074H					
9	RADHIKA D PIRAMAL	222000	0.1571	0	0	0	AAHPA3192A					
10	DILIP G PIRAMAL	203020	0.1437	0	0	0	AEADP7149E					
11	APARNA D PIRAMAL	144730	0.1024	0	0	0	AAHP1704F					
	<b>Total :</b>	<b>74096520</b>	<b>52.4329</b>	<b>0</b>	<b>0</b>	<b>0</b>						

GENERATED ON : 08/04/2014

NSDL : 31/03/2014

CDSL : 31/03/2014




VIP Industries Limited

(i)(ii) STATEMENT SHOWING HOLDING OF SECURITIES (INCLUDING SHARES, WARRANTS, CONVERTIBLE SECURITIES) OF PERSONS (TOGETHER WITH PAC) BELONGING TO THE CATEGORY 'PUBLIC AND HOLDING MORE THAN 5% OF THE TOTAL NUMBER OF SHARES OF THE COMPANY

SR. NO.	NAME(S) OF THE SHAREHOLDER(S) AND THE PERSONS ACTING IN CONCERT(PAC) WITH THEM	NUMBER OF SHARES	SHARES AS A PERCENTAGE OF TOTAL NUMBER OF SHARES (I.e. GRAND TOTAL (A)+(B)+(C) INDICATED IN STATEMENT AT PARA (i)(a) ABOVE )	PAN	NUMBER OF WARRANTS HELD	AS A % TOTAL NUMBER OF WARRANTS OF THE SAME CLASS	NUMBER OF CONVERTIBLE SECURITIES HELD	% W. R. T. TOTAL NUMBER OF CONVERTIBLE SECURITIES OF THE SAME CLASS	TOTAL SHARES (INCLUDING UNDERLYING SHARES ASSUMING FULL CONVERSION OF WARRANTS AND CONVERTIBLE SECURITIES) AS A % OF DILUTED SHARE CAPITAL
1	RAKESH JHUNJHUNWALA	12490500	8.8386	ACPP9449M					
	<b>Total :</b>	12490500	8.8386						

GENERATED ON : 03/04/2014 NSDL : 31/03/2014 CDSL : 31/03/2014




VIP Industries Limited


(I)(C)(I) STATEMENT SHOWING HOLDING OF SECURITIES (INCLUDING SHARES, WARRANTS, CONVERTIBLE SECURITIES) OF PERSONS BELONGING TO THE CATEGORY 'PUBLIC AND HOLDING MORE THAN 1% OF THE TOTAL NUMBER OF SHARES'

SR. NO.	NAME(S) OF THE SHAREHOLDER	NUMBER OF SHARES HELD	SHARES AS A PERCENTAGE OF TOTAL NUMBER OF SHARES I.e. GRAND TOTAL (A)+(B)+(C) INDICATED IN STATEMENT AT PARA (I)(b) ABOVE)	PAN	NUMBER OF WARRANTS HELD	AS A % TOTAL NUMBER OF WARRANTS OF THE SAME CLASS	NUMBER OF CONVERTIBLE SECURITIES HELD	% W. R.T TOTAL NUMBER OF CONVERTIBLE SECURITIES OF THE SAME CLASS	TOTAL SHARES (INCLUDING UNDERLYING SHARES ASSUMING FULL CONVERSION OF WARRANTS AND CONVERTIBLE SECURITIES) AS A % OF DILUTED SHARE CAPITAL
1	JHUNIHUNWALA RAKESH RADHESHYAM	12490500	8.8386	ACPP9449M					
2	SUDHIR MOHANLAL LATIA SOMERSET EMERGING MARKETS SMALL CAP FUND LLC	6000000	4.2458						
3	NARENDRA KUMAR AGARWAL	4653618	3.293						
4	RANGOPAL TEXTILES LTD	2239570	1.5848						
5	RANGOPAL TEXTILES LTD	2000000	1.4153						
	<b>Total :</b>	<b>27383688</b>	<b>19.375</b>						

GENERATED ON : 03/04/2014 NSDL : 31/03/2014 CDSL : 31/03/2014




<b>I(a) Statement Shareholding Pattern</b>			
<b>Name of the Company :VIP Industries Limited</b>			
<b>Script Code:</b>		<b>Class of Security:</b>	
<b>AS ON</b>			
<b>Partly Paid-up shares</b>	<b>No. of Partly Paid-up shares</b>	<b>As a % of total no. of Partly paid-up shares</b>	<b>As a % of total no. of shares of the Company</b>
Held by promoter/Promoter group	0	0	0
Held by Public	0	0	0
<b>Total</b>	<b>0</b>	<b>0</b>	<b>0</b>
<b>Outstanding convertible securities</b>	<b>No. of Outstanding securities</b>	<b>As a % of total No. of Outstanding convertible securities</b>	<b>As a % of total No. of shares of the company, assuming full conversion of the convertible securities</b>
Held by promoter/Promoter group	0	0	0
Held by Public	0	0	0
<b>Total</b>	<b>0</b>	<b>0</b>	<b>0</b>
<b>Warrants</b>	<b>No. of Warrants</b>	<b>As a % of total no. of warrants</b>	<b>As a % of total No. of shares of the company, assuming full conversion of the convertible securities</b>
Held by promoter/Promoter group	0	0	0
Held by public	0	0	0
<b>Total</b>	<b>0</b>	<b>0</b>	<b>0</b>
<b>Total paid-up capital of the company, assuming full conversion of warrants and convertible securities</b>	<b>141317315</b>		



VIP Industries Limited		
STATEMENT SHOWING SHARE HOLDING OF PERSONS BELONGING TO THE CATEGORY		
'GDR AND HOLDING MORE THAN 1% OF THE TOTAL NUMBER OF SHARES		
Sr.No.	NAME	SHARES
	Total :	0
		0

GENERATED ON : 03/04/2014      NSDL : 31/03/2014      CDSL : 31/03/2014



VIP Industries Limited


II (a) STATEMENT SHOWING DETAILS OF DEPOSITORY RECEIPTS(DRS)

Sl. No.	NAME OF THE DR HOLDER	NUMBER OF SHARES UNDERLYING OUTSTANDING DRS	SHARES UNDERLYING OUTSTANDING DRS AS A PERCENTAGE OF TOTAL NUMBER OF SHARES (i.e., GRAND TOTAL (A)+(B)+(C) INDICATED IN STATEMENT AT PARA(I)(a)ABOVE )
Total :		0	0

GENERATED ON : 03/04/2014

NSDL : 31/03/2014

CDSL : 31/03/2014





VIP Industries Limited

II (b) STATEMENT SHOWING HOLDING OF DEPOSITORY RECEIPTS (DRs), WHERE UNDERLYING SHARES ARE


IN EXCESS OF 1% OF THE TOTAL NUMBER OF SHARES

Sr. No.	NAME OF THE DR HOLDER	TYPE OF OUTSTANDING DR(ADRS,GDRs, SDRs,etc)	NUMBER OF SHARES UNDERLYING	SHARES UNDERLYING OUTSTANDING DRs AS A PERCENTAGE OF TOTAL NUMBER OF SHARES(I.e., GRAND TOTAL (A)+(B)+(C) INDICATED IN STATEMENT
Total :				0

GENERATED ON : 03/04/2014

NSDL : 31/03/2014

CDSL : 31/03/2014



VIP Industries Limited

(D) STATEMENT SHOWING DETAILS OF LOCKED - IN SHARES

Sl. No.	NAME OF SHAREHOLDER	NUMBER OF LOCKED-IN SHARES	LOCKED-IN SHARES AS A (% )PERCENTAGE OF TOTAL NUMBER OF SHARES (i.e., GRAND TOTAL (A)+(B)+(C) INDICATED IN STATEMENT AT PARA (I)(a) ABOVE )	Promotor/Promotor Group/Public
Total :		0	0	

GENERATED ON : 03/04/2014

NSDL : 31/03/2014

CDSL : 31/03/2014

