

## (1)(a) STATEMENT SHOWING SHAREHOLDING PATTERN IN CLAUSE-35

NAME OF THE COMPANY:VA TECH WABAG LIMITED				
SCRIP CODE:	533269	Name of the Scrip: WABAG		
Class of Security:	EQUITY			
QUARTER ENDED:	31/03/2015			
Partly paid-up shares	No. of partly paid-up shares	As a % of total no. of partly paid-up shares	As a % of total no. of shares of the Company.	
Held by promoter/promoter group	0	0	0	
Held by Public	0	0	0	
<b>Total:</b>	<b>0</b>	<b>0</b>	<b>0</b>	
Outstanding convertible securities:	No. of outstanding securities	As a % of total no. of outstanding convertible securities.	As a % of total no. of shares of the Company assuming full conversion of the convertible securities	
Held by promoter/promoter group	0	0	0	
Held by Public	0	0	0	
<b>Total:</b>	<b>0</b>	<b>0</b>	<b>0</b>	
Warrants:	No. of warrants	As a % of total no. of warrants	As a % of total no. of shares of the Company, assuming full conversion of warrants	
Held by promoter/promoter group	0	0	0	
Held by Public	0	0	0	
<b>Total:</b>	<b>0</b>	<b>0</b>	<b>0</b>	
<b>Total paid-up capital of the Company, assuming full conversion of warrants and convertible securities</b>	<b>27142555</b>	<b>0</b>	<b>100.00</b>	




**SHAREHOLDING PATTERN UNDER CLAUSE 35 OF VA TECH WABAG LIMITED**

CAT. CODE	CATEGORY OF SHAREHOLDER	NO OF SHAREHOLDERS	TOTAL NUMBER OF SHARES	NO OF SHARES HELD IN DEMATERIALIZED FORM	TOTAL SHAREHOLDING AS A % OF TOTAL NO OF SHARES		NUMBER OF SHARES	SHARES PLEDGE OR OTHERWISE ENCUMBERED
					AS A PERCENTAGE OF (A+B)	AS A PERCENTAGE OF (A+B+C)		
(I)	(II)	(III)	(IV)	(V)	(VI)	(VII)	(VIII)	(IX)=(VIII)/(IV)*100
(A)	<b>PROMOTER AND PROMOTER GROUP</b>							
(1)	INDIAN							
(a)	Individual /HUF	3	3031999	3031999	11.17	11.17	0	0.00
(b)	Central Government/State Government(s)	0	0	0	0.00	0.00	0	0.00
(c)	Bodies Corporate	0	0	0	0.00	0.00	0	0.00
(d)	Financial Institutions / Banks	0	0	0	0.00	0.00	0	0.00
(e)	Others	0	0	0	0.00	0.00	0	0.00
	<b>Sub-Total A(1) :</b>	<b>3</b>	<b>3031999</b>	<b>3031999</b>	<b>11.17</b>	<b>11.17</b>	<b>0</b>	<b>0.00</b>
(2)	FOREIGN							
(a)	Individuals (NRIs/Foreign Individuals)	1	4854703	4854703	17.89	17.89	0	0.00
(b)	Bodies Corporate	0	0	0	0.00	0.00	0	0.00
(c)	Institutions	0	0	0	0.00	0.00	0	0.00
(d)	Qualified Foreign Investor	0	0	0	0.00	0.00	0	0.00
(e)	Others	0	0	0	0.00	0.00	0	0.00
	<b>Sub-Total A(2) :</b>	<b>1</b>	<b>4854703</b>	<b>4854703</b>	<b>17.89</b>	<b>17.89</b>	<b>0</b>	<b>0.00</b>
	<b>Total A=A(1)+A(2)</b>	<b>4</b>	<b>7886702</b>	<b>7886702</b>	<b>29.06</b>	<b>29.06</b>	<b>0</b>	<b>0.00</b>
(B)	<b>PUBLIC SHAREHOLDING</b>							
(1)	INSTITUTIONS							
(a)	Mutual Funds /UTI	77	5865758	5865758	21.61	21.61		
(b)	Financial Institutions /Banks	4	48863	48863	0.18	0.18		
(c)	Central Government / State Government(s)	0	0	0	0.00	0.00		
(d)	Venture Capital Funds	0	0	0	0.00	0.00		
(e)	Insurance Companies	1	6457	6457	0.02	0.02		
(f)	Foreign Institutional Investors	114	8047959	8047959	29.65	29.65		



CAT. CODE	CATEGORY OF SHAREHOLDER	NO OF SHAREHOLDERS	TOTAL NUMBER OF SHARES	NO OF SHARES HELD IN DEMATERIALIZED FORM	TOTAL SHAREHOLDING AS A % OF TOTAL NO OF SHARES		SHARES PLEDGE OR OTHERWISE ENCUMBERED	
					AS A PERCENTAGE OF (A+B)	AS A PERCENTAGE OF (A+B+C)	NUMBER OF SHARES	AS A PERCENTAGE
		(iii)	(iv)	(v)	(vi)	(vii)	(viii)	(ix)=(viii)/(iv)*100
(1)	(ii)							
(g)	Foreign Venture Capital Investors	0	0	0	0.00	0.00		
(h)	Qualified Foreign Investor	0	0	0	0.00	0.00		
(i)	Others	0	0	0	0.00	0.00		
	<b>Sub-Total B(1) :</b>	<b>196</b>	<b>13969037</b>	<b>13969037</b>	<b>51.47</b>	<b>51.47</b>		
(2)	NON-INSTITUTIONS							
(a)	Bodies Corporate	706	1759225	1759225	6.48	6.48		
(b)	Individuals							
	(i) Individuals holding nominal share capital upto Rs.1 lakh	32595	2543926	2543853	9.37	9.37		
	(ii) Individuals holding nominal share capital in excess of Rs.1 lakh	1	64000	64000	0.24	0.24		
(c)	Others							
	FOREIGN BODIES	3	732460	732460	2.70	2.70		
	CLEARING MEMBERS	99	53505	53505	0.20	0.20		
	NON RESIDENT INDIANS	673	115102	115102	0.42	0.42		
	TRUSTS	5	18598	18598	0.07	0.07		
(d)	Qualified Foreign Investor	0	0	0	0.00	0.00		
	Sub-Total B(2) :	<b>34082</b>	<b>5286816</b>	<b>5286743</b>	<b>19.48</b>	<b>19.48</b>		
	Total B=B(1)+B(2) :	<b>34278</b>	<b>19255853</b>	<b>19255780</b>	<b>70.94</b>	<b>70.94</b>		
	Total (A+B) :	<b>34282</b>	<b>27142555</b>	<b>27142482</b>	<b>100.00</b>	<b>100.00</b>		
(c)	Shares held by custodians, against which Depository Receipts have been Issued							
(1)	Promoter and Promoter Group							
(2)	Public	0	0	0	0.00	0.00		
	<b>GRAND TOTAL (A+B+C) :</b>	<b>34282</b>	<b>27142555</b>	<b>27142482</b>	<b>100.00</b>	<b>0.00</b>	<b>0</b>	<b>0.00</b>




Statement showing holding of securities (including shares, warrants, convertible securities) of persons belonging to the category "Promoter and Promoter Group"														
(I)(b) S.No	Name of the Shareholder	Details of Shares held	No. of Shares held	As a % of grand total (A)+(B)+(C)	Encumbered shares (*)	Pledge Shares	As a percentage (VI)=(V)/(III)*100	As a % of grand total (A) + (B) + (C) of sub-clause (I)(a)	Details of Warrants	Number of warrants held	As a % total number of warrants of the same class	Number of convertible securities held	As a % total number of convertible securities of the same class	Total Shares (including underlying shares assuming full conversion of warrants and convertible securities) as a % of diluted share capital
			(II)	(IV)	(V)	(VI)	(VII)	(VIII)	(IX)	(X)	(XI)	(XII)		
1	RAJIV MITTAL		4854703	17.89	0	0.00	0.00	0	0.00	0	0.00	0	0.00	17.89
2	AMIT SENGUPTA		1138941	4.20	0	0.00	0.00	0	0.00	0	0.00	0	0.00	4.20
3	VARADARAJAN S		1092881	4.03	0	0.00	0.00	0	0.00	0	0.00	0	0.00	4.03
4	SHIV NARAYAN SARAF		800177	2.95	0	0.00	0.00	0	0.00	0	0.00	0	0.00	2.95
	<b>TOTAL :</b>		<b>7886702</b>	<b>29.06</b>	<b>0</b>	<b>0.00</b>	<b>0.00</b>	<b>0</b>	<b>0.00</b>	<b>0</b>	<b>0.00</b>	<b>0</b>	<b>0.00</b>	<b>29.06</b>



9

(i)/(c)(ii)	Statement showing holding of securities (including shares, warrants, convertible securities) of persons (together with PAC) belonging to the category "Public" and holding more than 5% of the total number of shares of the company									
Sr.No.	Name(s) of the shareholder(s) and the Persons Acting in Concert (PAC) with them	Number of shares held	Shares as a percentage of total number of shares {i.e., Grant total (A)+(B)+(C) indicated in Statement at para (i)(a) above}	Details of warrants		Details of convertible securities		Total shares (including underlying shares assuming full conversion of warrants and convertible securities) as a % of diluted share capital)		
				Number of warrants held	As a % total number of warrants of the same class	Number of convertible securities held	% w.r.t total number of convertible securities of the same class			
1	IDFC PREMIER EQUITY FUND	1968589	7.25	0	0.00	0	0.00	7.25		
	<b>TOTAL :</b>	<b>1968589</b>	<b>7.25</b>	<b>0</b>	<b>0.00</b>	<b>0</b>	<b>0.00</b>	<b>7.25</b>		



10

(j)(c)(i)	Statement showing holding of securities (including shares, warrants, convertible securities) of persons belonging to the category "Public" and holding more than 1% of the total number of shares	
Sr.No.	Name of the shareholder	Number of shares held
1	IDFC PREMIER EQUITY FUND	1968589
2	HSBC BANK (MAURITIUS) LIMITED A/C SUMITOMO CORPORATION	1228460
3	SBI MAGNUM TAXGAIN SCHEME	1182341
4	PARVEST EQUITY INDIA	1055088
5	ICICI PRUDENTIAL LIFE INSURANCE COMPANY LTD	939117
6	EMERGING MARKETS GROWTH FUND, INC.	733127
7	GOVERNMENT PENSION FUND GLOBAL	547845
8	SATVA INDIA OPPORTUNITIES COMPANY LIMITED	407639
9	GOVERNMENT OF SINGAPORE	319958
10	AMUNDI FUNDS A/C AMUNDI FUNDS - EQUITY INDIA	300000
11	TATA BALANCED FUND	300000
12	GOLDMAN SACHS INDIA FUND LIMITED	290882
13	TATA AIA LIFE INSURANCE CO LTD-WHOLE LIFE MID CAPEQUITY FUND-LUIF 009 04/01/07 WLE 110	280000
	<b>TOTAL :</b>	<b>9552446</b>


  

Shares as a percentage of total number of shares (i.e., Grant total (A)+(B)+(C) indicated in Statement at Para (j)(a) above)	Details of warrants		Details of convertible securities		Total shares (including underlying shares assuming full conversion of warrants and convertible securities) as a % of diluted share capital)
	Number of warrants held	As a % total number of warrants of the same class	Number of convertible securities held	number of convertible securities of the same class	
7.25	0	0.00	0	0.00	7.25
4.53	0	0.00	0	0.00	4.53
4.36	0	0.00	0	0.00	4.36
3.89	0	0.00	0	0.00	3.89
3.46	0	0.00	0	0.00	3.46
2.70	0	0.00	0	0.00	2.70
2.02	0	0.00	0	0.00	2.02
1.50	0	0.00	0	0.00	1.50
1.18	0	0.00	0	0.00	1.18
1.11	0	0.00	0	0.00	1.11
1.11	0	0.00	0	0.00	1.11
1.07	0	0.00	0	0.00	1.07
1.03	0	0.00	0	0.00	1.03
<b>35.19</b>	<b>0</b>	<b>0.00</b>	<b>0</b>	<b>0.00</b>	<b>35.19</b>



10/11

<b>STATEMENT SHOWING DETAILS OF LOCKED-IN SHARES"</b>				
<b>(1)(d)</b>				
Sr.No.	Name of the shareholder	Number of locked-in shares	Locked-in shares as a (%) percentage of total number of shares (i.e, Grand Total (A)+(B)+(C) Indicated in Statement at para (1)(a) above)	Promoter/Promoter Group/Public
	<b>TOTAL :</b>		<b>0</b>	<b>0</b>








(ii)(b) Statement showing Holding of Depository Receipts (DRs), where underlying shares held by "Promoter/Promoter group" are in excess of 1% of the total number shares.

Sr.No.	Name of the DR Holder	Type of outstanding DR (ADRs,GDRs,SDRs, etc.)	Number of shares underlying outstanding DRs	Shares underlying outstanding DRs as a percentage of total number of shares {i.e., Grand Total (A)+(B)+(C) indicated in Statement at para(i)(a) above}
<b>TOTAL :</b>				
			<b>0</b>	<b>0</b>

  
 For VA TECH WABAG LIMITED  
 RAJIV BALAKRISHNAN  
 Company Secretary