


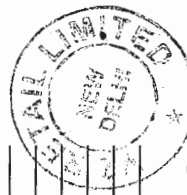
Introductory sub-table (I)(a)

Name of the Company: V2 RETAIL LIMITED			
Scrip ID: V2RETAIL, Scrip Code: 532867, Class: Equity			
Quarter ended: December 31, 2014			
Partly paid-up shares:-	No. of partly paid-up shares	As a % of total no. of partly paid-up shares	As a % of total no. of shares of the company
Held by promoter/promoter group	0	0	0
Held by public	0	0	0
<b>Total</b>	<b>0</b>	<b>0</b>	<b>0</b>
Outstanding convertible securities:-	No. of outstanding securities	As a % of total no. of outstanding convertible securities	As a % of total no. of shares of the company, assuming full conversion of the convertible securities
Held by promoter/promoter group	0	0	0
Held by public	0	0	0
<b>Total</b>	<b>0</b>	<b>0</b>	<b>0</b>
Warrants:-	No. of warrants	As a % of total no. of warrants	As a % of total no. of shares of the company, assuming full conversion of warrants
Held by promoter/promoter group	3952720	100	14.99
Held by public	0	0	0
<b>Total</b>	<b>3952720</b>	<b>100</b>	<b>14.99</b>
<b>Total paid-up capital of the company, assuming full conversion of warrants and convertible securities</b>			
	26351589		100



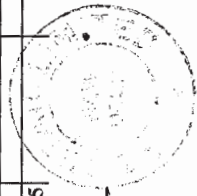
**Statement Showing Shareholding Pattern**

		Table 1(a)						
Category code	Category of Shareholder	Number of Shareholders	Total number of shares	Number of shares held in dematerialized form	Total shareholding as a percentage of total number of shares	Shares Pledged or otherwise encumbered		
		(III)	(IV)	(V)	(VI) As a percentage of (A+B) <sup>1</sup>	(VII) As a percentage of (A+B+C)	(VIII) Number of shares	(IX) = (VIII)/(IV)*100 As a percentage
(I)	(II)							
(A)	Shareholding of Promoter and Promoter Group <sup>2</sup>							
	<b>Indian</b>							
(a)	Individuals/ Hindu Undivided Family	5	1218161	1218161	5.44	5.44	1033694	84.86
(b)	Central Government/ State Government(s)	0	0	0	0.00	0.00	0	0.00
(c)	Bodies Corporate	4	11592710	11592710	51.76	51.76	11343500	97.85
(d)	Financial Institutions/ Banks	0	0	0	0.00	0.00	0	0.00
(e)	Any Others(Specify)	0	0	0	0.00	0.00	0	0.00
(e-i)					0.00	0.00		0.00
(e-ii)					0.00	0.00		0.00
	<b>Sub Total(A)(1)</b>	<b>9</b>	<b>12810871</b>	<b>12810871</b>	<b>57.19</b>	<b>57.19</b>	<b>12377194</b>	<b>96.61</b>
	<b>Foreign</b>							
2	Individuals (Non-Residents Individuals/ Foreign Individuals)	0	0	0	0.00	0.00	0	0.00
a					0.00	0.00		0.00
b	Bodies Corporate	0	0	0	0.00	0.00	0	0.00
c	Institutions	0	0	0	0.00	0.00	0	0.00
d	Qualified Foreign Investor	0	0	0	0.00	0.00	0	0.00
e	Any Others(Specify)	0	0	0	0.00	0.00	0	0.00
e-i								
e-ii								
	<b>Sub Total(A)(2)</b>	<b>0</b>	<b>0</b>	<b>0</b>	<b>0.00</b>	<b>0.00</b>	<b>0</b>	<b>0.00</b>
	<b>Total Shareholding of Promoter and Promoter Group (A) = (A)+(A)(2)</b>	<b>9</b>	<b>12810871</b>	<b>12810871</b>	<b>57.19</b>	<b>57.19</b>	<b>12377194</b>	<b>96.61</b>



93

(B)																		
1																		
	Public shareholding																	
	Institutions																	
(a)	Mutual Funds/ UTI	0	0	0	0	0	0	0	0	0	0	0	0	0	0	0	0	0
(b)	Financial Institutions / Banks	0	0	0	0	0	0	0	0	0	0	0	0	0	0	0	0	0
(c)	Central Government/ State Government(s)	0	0	0	0	0	0	0	0	0	0	0	0	0	0	0	0	0
(d)	Venture Capital Funds	0	0	0	0	0	0	0	0	0	0	0	0	0	0	0	0	0
(e)	Insurance Companies	0	0	0	0	0	0	0	0	0	0	0	0	0	0	0	0	0
(f)	Foreign Institutional Investors	0	0	0	0	0	0	0	0	0	0	0	0	0	0	0	0	0
(g)	Foreign Venture Capital Investors	0	0	0	0	0	0	0	0	0	0	0	0	0	0	0	0	0
(h)	Qualified Foreign Investor	0	0	0	0	0	0	0	0	0	0	0	0	0	0	0	0	0
(i)	Any Other (specify)	0	0	0	0	0	0	0	0	0	0	0	0	0	0	0	0	0
	Sub-Total (B)(1)	0	0	0	0	0	0	0	0	0	0	0	0	0	0	0	0	0
B 2	Non-institutions																	
(a)	Bodies Corporate	367	1398637		1398637			6.24			6.24			0		0		0.00
(b)	Individuals							0.00			0.00			0		0		0.00
I	Individuals-i. Individual shareholders holding nominal share capital up to Rs. 1 lakh	18342	4895325		4886041			21.86			21.86			0		0		0.00
II	Individual shareholders holding nominal share capital in excess of Rs. 1 lakh.	97	2655880		2505880			11.86			11.86			0		0		0.00
(c)	Qualified Foreign Investor	0	0	0	0	0	0	0.00			0.00			0		0		0.00
(d)	Any Other (specify)	0	0	0	0	0	0	0.00			0.00			0		0		0.00
(d-i)	Trusts	1	1		1			0.00			0.00			0		0		0.00
(d-ii)	Non Resident Indians	168	373134		373134			1.67			1.67			0		0		0.00
(d-iii)	Clearing Membes	41	18514		18514			0.08			0.08			0		0		0.00
(d-iv)	Hindu Undivided Families	532	246507		246507			1.10			1.10			0		0		0.00
	Sub-Total (B)(2)	19548	9587998		9428714			42.81			42.81			0		0		0.00
(B)	Total Public Shareholding (B)= (B)(1)+(B)(2)	19548	9587998		9428714			42.81			42.81			0		0		0.00
	TOTAL (A)+(B)	19557	22398869		22239585			100.00			100.00			0		0		0.00
(C)	Shares held by Custodians and against which Depository Receipts have been issued																	
1	Promoter and Promoter Group	0	0		0			0.00			0.00			0		0		0.00
2	Public	0	0		0			0.00			0.00			0		0		0.00
	Sub-Total (C)	0	0		0			0			0			0		0		0
	GRAND TOTAL (A)+(B)+(C)	19557	22398869		22239585			100.00			100.00			12377194		55.26		



93

Sr.No	Notes
1	NA
2	
3	
4	
5	
6	
7	
8	
9	




Handwritten signature or initials.

(I)(b) Statement showing holding of securities (including shares, warrants, convertible securities) of persons belonging to the category "Promoter and Promoter Group"

Sr. No.	Name of the shareholder	Details of Shares		Encumbered shares (*)		Details of warrants		Details of convertible		Total shares (including underlying shares assuming full conversion of warrants and convertible securities) as a % of diluted share capital	
		Number of shares held	As a % of grand total (A) +(B) +(C)	No.	As a percentage (V)=(VI)/(III)*100	As a % of grand total (A)+(B)+(C) of sub-clause (I)(a)	Number of warrants held	As a % total number of warrants of the same class	Number of convertible securities held		As a % total number of convertible securities of the same class
(i)	(ii)	(iii)	(iv)	(v)	(vi)=(v)/(iii)*100	(vii)	(viii)	(ix)	(x)	(xi)	(xii)
1	UMA AGARWAL	344000	1.54	315000	91.57	1.41	0.00	0.00	0	0	0
2	RAMCHANDRA AGARWAL	155000	0.69	0	0.00	0.00	0.00	0.00	0	0	0
3	RAM CHANDRA AGARWAL	30424	0.14	30424	100.00	0.14	0.00	0.00	0	0	0
4	RAM CHANDRA AGARWAL	688380	3.07	688270	99.98	3.07	0.00	0.00	0	0	0
5	RAM CHANDRA AGARWAL	357	0.00	0	0.00	0.00	0.00	0.00	0	0	0
6	UNICON MARKETING PRIVATE LIMITED	5444710	24.31	5444500	100.00	24.31	0.00	0.00	0	0	0
7	RICON COMMODITIES PRIVATE LIMITED	4940000	22.05	4939500	99.99	22.05	0.00	0.00	0	0	0
8	VISHAL WATERWORLD PVT LTD	960000	4.29	959500	99.95	4.28	0.00	0.00	0	0	0
9	SUNITA FASHIONS PVT LTD	248000	1.11	0	0.00	0.00	0.00	0.00	0	0	0
10	AKASH AGARWAL	0	0.00	0	0.00	0.00	3952720	100	0	0	0
<b>TOTAL</b>		<b>12810871</b>	<b>57.19</b>	<b>12377194</b>	<b>96.61</b>	<b>55.26</b>	<b>3952720</b>	<b>100</b>	<b>0</b>	<b>0</b>	<b>0</b>

(\*) The term "encumbrance" has the same meaning as assigned to it in regulation 28(3) of the SAST Regulations, 2011



**(1)(c)(i) Statement showing holding of securities (including shares, warrants, convertible securities) of persons belonging to the category "Public" and holding more than 1% of the total number of shares**

Sr. No.	Name of the shareholder	Number of shares held	Shares as a percentage of total number of shares {i.e., Grand Total (A)+(B)+(C) indicated in Statement at para (1)(a) above}	Details of warrants		Details of convertible securities		Total shares (including underlying shares assuming full conversion of warrants and convertible securities) as a % of diluted share capital
				Number of warrants held	As a % total number of warrants of the same class	Number of convertible securities held	% w.r.t total number of convertible securities of the same class	
1			0.00	0	0	0	0	
2			0.00	0	0	0	0	
3			0.00	0	0	0	0	
4			0.00	0	0	0	0	
5			0.00	0	0	0	0	
6			0.00	0	0	0	0	
7			0.00	0	0	0	0	
8			0.00	0	0	0	0	
9			0.00	0	0	0	0	
10			0.00	0	0	0	0	
<b>TOTAL</b>		<b>0</b>	<b>0.00</b>	<b>0</b>	<b>0</b>	<b>0</b>	<b>0</b>	<b>0</b>



*[Handwritten signature/initials]*

(I)(c)(ii) Statement showing holding of securities (including shares, warrants, convertible securities) of persons (together with PAC) belonging to the category "Public" and holding more than 5% of the total number of shares of the company

Sr. No.	Name(s) of the shareholder(s) and the Persons Acting in Concert (PAC) with them	Number of shares	Shares as a percentage of total number of shares {i.e., Grand Total (A)+(B)+(C) indicated in Statement at para (I)(a) above}	Details of warrants		Details of convertible securities		Total shares (including underlying shares assuming full conversion of warrants and convertible securities) as a % of diluted share capital
				Number of warrants	As a % total number of warrants of the same class	Number of convertible securities held	% w.r.t total number of convertible securities of the same class	
1			0.00		0.00		0.00	
2			0.00		0.00		0.00	
3			0.00		0.00		0.00	
4			0.00		0.00		0.00	
5			0.00		0.00		0.00	
6			0.00		0.00		0.00	
7			0.00		0.00		0.00	
8			0.00		0.00		0.00	
9			0.00		0.00		0.00	
10			0.00		0.00		0.00	
<b>TOTAL</b>		<b>0</b>	<b>0.00</b>	<b>0</b>	<b>0.00</b>	<b>0</b>	<b>0.00</b>	<b>0</b>




B<sub>2</sub>





(II)(a) Statement showing details of Depository Receipts (DRs)

Sr. No.	Type of outstanding DR (ADRs, GDRs, SDRs, etc.)	Number of outstanding DRs	Number of shares underlying outstanding DRs	Shares underlying outstanding DRs as a percentage of total number of shares {i.e., Grand Total (A)+(B)+(C) indicated in Statement at para (I)(a) above}
1				0.00
2				0.00
3				0.00
4				0.00
5				0.00
6				0.00
7				0.00
8				0.00
9				0.00
<b>TOTAL</b>		<b>0</b>	<b>0</b>	<b>0.00</b>



RB

(II)(b) Statement showing holding of Depository Receipts (DRs), where underlying shares held by "promoter/promoter group" are in excess of 1% of the total number of shares

Sr. No.	Name of the DR Holder	Type of outstanding DR (ADRs, GDRs, SDRs, etc.)	Number of shares underlying outstanding DRs	Shares underlying outstanding DRs as a percentage of total number of shares {i.e., Grand Total (A)+(B)+(C) indicated in Statement at para (I)(af) above}
1				0.00
2				0.00
3				0.00
4				0.00
5				0.00
6				0.00
7				0.00
8				0.00
9				0.00
<b>TOTAL</b>			<b>0</b>	<b>0.00</b>

