

Introductory sub-table (I)(a)

Name of the Company: Uttam Galva Steels Limited

Scrip Code : 513216, Name of the scrip : Uttam Galva, class of security: Equity

Quarter ended: September 2014

Partly paid-up shares:-	No. of partly paid-up shares	As a % of total no. of partly paid-up shares	As a % of total no. of shares of the company
Held by promoter/promoter group	0	0	0
Held by public	0	0	0
Total	0	0	0

Outstanding convertible securities:-	No. of outstanding securities	As a % of total no. of outstanding convertible securities	As a % of total no. of shares of the company, assuming full conversion of the convertible securities
Held by promoter/promoter group	0	0	0
Held by public	0	0	0
Total	0	0	0

Warrants:-	No. of warrants	As a % of total no. of warrants	As a % of total no. of shares of the company, assuming full conversion of warrants
Held by promoter/promoter group	0	0	0
Held by public	0	0	0
Total	0	0	0

Total paid-up capital of the company, assuming full conversion of warrants and convertible securities

142260103

For Uttam Galva Steels Limited


R. Agrawal
President & Company Secretary

Statement Showing Shareholding Pattern								
Category code	Category of Shareholder	Number of Shareholders	Table (I)(a)		Total shareholding as a percentage of total number of shares		Shares Pledged or otherwise encumbered	
			Total number of shares	Number of shares held in dematerialized form	As a percentage of (A+B) ¹	As a percentage of (A+B+C)	Number of shares	As a percentage (IX) = (VIII)/(IV)*100
(I)	(II)	(III)	(IV)	(V)	(VI)	(VII)	(VIII)	(IX)
(A)	Shareholding of Promoter and Promoter Group²							
1	Indian							
(a)	Individuals/ Hindu Undivided Family	8	5961700	5961700	4.19	4.19		0.00
(b)	Central Government/ State Government(s)				0.00	0.00		0.00
(c)	Bodies Corporate	5	39304520	39304520	27.63	27.63	2502500	6.37
(d)	Financial Institutions/ Banks				0.00	0.00		0.00
(e)	Any Others(Specify)				0.00	0.00		0.00
(e-i)					0.00	0.00		0.00
(e-ii)								
	Sub Total(A)(1)	13	45266220	45266220	31.82	31.82	2502500	5.53
2	Foreign							
a	Individuals (Non-Residents Individuals/ Foreign Individuals)				0.00	0.00		0.00
b	Bodies Corporate	1	41327931	41327931	29.05	29.05		0.00
c	Institutions				0.00	0.00		0.00
d	Qualified Foreign Investor				0.00	0.00		0.00
e	Any Others(Specify)				0.00	0.00		0.00
e-i					0.00	0.00		0.00
e-ii								
	Sub Total(A)(2)	1	41327931	41327931	29.05	29.05	0	0.00
	Total Shareholding of Promoter and Promoter Group (A) = (A)(1)+(A)(2)	14	86594151	86594151	60.87	60.87	2502500	2.89
(B)	Public shareholding							
1	Institutions							
(a)	Mutual Funds/ UTI	18	38745	945	0.03	0.03		
(b)	Financial Institutions/ Banks	12	30291	20191	0.02	0.02		
(c)	Central Government/ State Government(s)	1	69	69	0.00	0.00		
(d)	Venture Capital Funds				0.00	0.00		
(e)	Insurance Companies	1	124104	124104	0.09	0.09		
(f)	Foreign Institutional Investors	26	39078158	39063258	27.47	27.47		
(g)	Foreign Venture Capital Investors				0.00	0.00		
(h)	Qualified Foreign Investor				0.00	0.00		
(i)	Any Other (specify)				0.00	0.00		
(i-i)								
(i-ii)								
	Sub-Total (B)(1)	58	39271367	39208567	27.61	27.61		
B 2	Non-institutions							
(a)	Bodies Corporate	452	2246277	2195522	1.58	1.58		
(b)	Individuals				0.00	0.00		
I	Individuals - i. Individual shareholders holding nominal share capital up to Rs 1 lakh	26141	7511363	6322863	5.28	5.28		
II	ii. Individual shareholders holding nominal share capital in excess of Rs. 1 lakh	77	3057293	2980793	2.15	2.15		
(c)	Qualified Foreign Investor				0.00	0.00		
(d)	Any Other (specify)				0.00	0.00		
(d-i)	Clearing Members	129	316623	316623	0.22	0.22		
(d-ii)	Trusts	1	500	500	0.00	0.00		
(d-iii)	NRI/OCBs	360	3262529	3124889	2.29	2.29		
	Sub-Total (B)(2)	27160	16394585	14941190	11.52	11.52		
(B)	Total Public Shareholding (B) = (B)(1)+(B)(2)	27218	55665952	54149757	39.13	39.13		
	TOTAL (A)+(B)	27232	142260103	140743908	100.00	100.00		
(C)	Shares held by Custodians and against which Depository Receipts have been issued							
1	Promoter and Promoter Group					0.00		0.00
2	Public					0.00		0.00
	Sub-Total (C)	0	0	0		0	0	
	GRAND TOTAL (A)+(B)+(C)	27232	142260103	140743908		100.00	2502500	1.76


For Uttam Galva Steels Limited

R Agrawal

R. Agrawal
President & Company Secretary

Sr.No	Notes
1	
2	
3	
4	
5	
6	
7	
8	
9	

For Uttam Galva Steels Limited



R. Agrawal
President & Company Secretary

(1)(b) Statement showing holding of securities (including shares, warrants, convertible securities) of persons belonging to the category "Promoter and Promoter Group"

Sr. No.	Name of the shareholder	Details of Shares held		Encumbered shares (*)			Details of warrants		Details of convertible securities		Total shares (including underlying shares assuming full conversion of warrants and convertible securities) as a % of diluted share capital
		Number of shares held	As a % of grand total (A) + (B) + (C)	No.	As a percentage	As a % of grand total (A)+(B)+(C) of sub-clause (I)(a)	Number of warrants held	As a % total number of warrants of the same class	Number of convertible securities held	As a % total number of convertible securities of the same class	
(i)	(ii)	(iii)	(iv)	(v)	(vi)=(v)/(iii)*100	(vii)	(viii)	(ix)	(x)	(xi)	(xii)
1	Ankit Miglani	1300000	0.91		0.00	0.00		0		0	0.91
2	Anuj Miglani	1302094	0.92		0.00	0.00		0		0	0.92
3	Archana Miglani	307500	0.22		0.00	0.00		0		0	0.22
4	Neelam Rajinder Miglani	1127501	0.79		0.00	0.00		0		0	0.79
5	Priyanka Miglani	307500	0.22		0.00	0.00		0		0	0.22
6	Rajinder Uttamchand Miglani	1391855	0.98		0.00	0.00		0		0	0.98
7	Sheetal Miglani	203750	0.14		0.00	0.00		0		0	0.14
8	Sudiksha Miglani - Minor (U/G Anuj R Miglani)	21500	0.02		0.00	0.00		0		0	0.02
9	Archisha Investments Pvt. Ltd.	5849878	4.11		0.00	0.00		0		0	4.11
10	Sainath Trading Company Pvt. Ltd.	3323600	2.34		0.00	0.00		0		0	2.34
11	Kredence Multi Trading Ltd.	14921063	10.49		0.00	0.00		0		0	10.49
12	Uttam Exports Pvt. Ltd.	7324379	5.15	2502500	34.17	1.76		0		0	5.15
13	Evergeen Tradeplace Pvt. Ptd.	7885600	5.54		0.00	0.00		0		0	5.54
14	Arcelormittal Netherlands BV	41327931	29.05		0.00	0.00		0		0	29.05
	TOTAL	86594151	60.87	2502500	2.89	1.76	0	0	0	0	60.87

(*) The term "encumbrance" has the same meaning as assigned to it in regulation 28(3) of the SAST Regulations, 2011

For Uttam Galva Steels Limited

R Agrawal
R. Agrawal
President & Company Secretary

(I)(c)(i) Statement showing holding of securities (including shares, warrants, convertible securities) of persons belonging to the category "Public" and holding more than 1% of the total number of shares

Sr. No.	Name of the shareholder	Number of shares held	Shares as a percentage of total number of shares (i.e., Grand Total (A)+(B)+(C) indicated in Statement at para (I)(a) above}	Details of warrants		Details of convertible		Total shares (including underlying shares assuming full conversion of warrants and convertible securities) as a % of diluted share capital
				Number of warrants held	As a % total number of warrants of the same class	Number of convertible securities held	% w.r.t total number of convertible securities of the same class	
1	Albula Investment Fund Limited	12856750	9.04		0		0	9.04
2	Asia Investment Corporation (Mauritius) Limited	8442125	5.93		0		0	5.93
3	Cresta Fund Limited	14101426	9.91		0		0	9.91
4	Eriska Investment Fund Ltd.	3238000	2.28		0			2.28
5	Sanjeev Gupta	2714700	1.91		0		0	1.91
6			0.00		0		0	0.00
7			0.00		0		0	0.00
8			0.00		0		0	0.00
9			0.00		0		0	0.00
10								
TOTAL		41353001	29.07	0	0	0	0	29.07

For Uttam Galva Steels Limited


R Agrawal

R. Agrawal
President & Company Secretary

(f)(c)(ii) Statement showing holding of securities (including shares, warrants, convertible securities) of persons (together with PAC) belonging to the category "Public" and holding more than 5% of the total number of shares of the company

Sr. No.	Name(s) of the shareholder(s) and the Persons Acting in Concert (PAC) with them	Number of shares	Shares as a percentage of total number of shares {i.e., Grand Total (A)+(B)+(C) indicated in Statement at para (I)(a) above}	Details of warrants		Details of convertible		Total shares (including underlying shares assuming full conversion of warrants and convertible securities) as a % of diluted share capital
				Number of warrants	As a % total number of warrants of the same class	Number of convertible securities held	% w.r.t total number of convertible securities of the same class	
1	Albula Investment Fund Limited	12856750	9.04		0		0	9.04
2	Asia Investment Corporation (Mauritius) Limited	8442125	5.93		0		0	5.93
3	Cresta Fund Limited	14101426	9.91		0		0	9.91
4			0.00		0		0	0.00
5			0.00		0		0	0.00
6			0.00		0		0	0.00
7			0.00		0		0	0.00
8			0.00		0		0	0.00
9			0.00		0		0	0.00
10			0.00		0		0	0.00
TOTAL		35400301	24.88	0	0	0	0	24.88


For Uttam Galva Steels Limited


R. Agrawal
President & Company Secretary

(I)(d) Statement showing details of locked-in shares

Sr. No.	Name of the shareholder	Number of locked-in shares	Locked-in shares as a percentage of total number of shares {i.e., Grand Total (A)+(B)+(C) indicated in Statement at para (I)(a) above}
1			0.00
2			0.00
3			0.00
4			0.00
5			0.00
6			0.00
7			0.00
8			0.00
9			0.00
TOTAL		0	0.00

For Uttam Galva Steels Limited




R. Agrawal
President & Company Secretary

(II)(a) Statement showing details of Depository Receipts (DRs)

Sr. No.	Type of outstanding DR (ADRs, GDRs, SDRs, etc.)	Number of outstanding DRs	Number of shares underlying outstanding DRs	Shares underlying outstanding DRs as a percentage of total number of shares (i.e., Grand Total (A)+(B)+(C) indicated in Statement at para (I)(a) above}
1				0.00
2				0.00
3				0.00
4				0.00
5				0.00
6				0.00
7				0.00
8				0.00
9				0.00
TOTAL		0	0	0.00

For Uttam Galva Steels Limited


R. Agrawal
President & Company Secretary

(II)(b) Statement showing holding of Depository Receipts (DRs), where underlying shares held by "promoter/promoter group" are in excess of 1% of the total number of shares

Sr. No.	Name of the DR Holder	Type of outstanding DR (ADRs, GDRs, SDRs, etc.)	Number of shares underlying outstanding DRs	Shares underlying outstanding DRs as a percentage of total number of shares (i.e., Grand Total (A)+(B)+(C) indicated in Statement at para (I)(a) above)
1				0.00
2				0.00
3				0.00
4				0.00
5				0.00
6				0.00
7				0.00
8				0.00
9				0.00
TOTAL			0	0.00

For Uttam Galva Steels Limited



R. Agrawal
President & Company Secretary