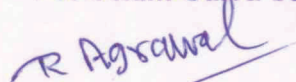


## Introductory sub-table (I)(a)

Name of the Company: Uttam Galva Steels Limited			
Scrip Code : 513216, Name of the scrip : Uttam Galva, class of security: Equity			
Quarter ended: June 2014			
Partly paid-up shares:-	No. of partly paid-up shares	As a % of total no. of partly paid-up shares	As a % of total no. of shares of the company
Held by promoter/promoter group	0	0	0
Held by public	0	0	0
<b>Total</b>	<b>0</b>	<b>0</b>	<b>0</b>
Outstanding convertible securities:-	No. of outstanding securities	As a % of total no. of outstanding convertible securities	As a % of total no. of shares of the company, assuming full conversion of the convertible securities
Held by promoter/promoter group	0	0	0
Held by public	0	0	0
<b>Total</b>	<b>0</b>	<b>0</b>	<b>0</b>
Warrants:-	No. of warrants	As a % of total no. of warrants	As a % of total no. of shares of the company, assuming full conversion of warrants
Held by promoter/promoter group	0	0	0
Held by public	0	0	0
<b>Total</b>	<b>0</b>	<b>0</b>	<b>0</b>
Total paid-up capital of the company, assuming full conversion of warrants and convertible securities			
142260103			

For Uttam Galva Steels Limited



R Agrawal

Sr. Vice President &amp; Company Secretary

Statement Showing Shareholding Pattern								
Category code	Category of Shareholder	Number of Shareholders	Total number of shares	Number of shares held in dematerialized form	Total shareholding as a percentage of total number of shares		Shares Pledged or otherwise encumbered	
					As a percentage of (A+B) <sup>1</sup>	As a percentage of (A+B+C)	Number of shares	As a percentage (IX) = (VIII)/(IV)*100
(I)	(II)	(III)	(IV)	(V)	(VI)	(VII)	(VIII)	(IX)
(A)	<b>Shareholding of Promoter and Promoter Group<sup>2</sup></b>							
1	<b>Indian</b>							
(a)	Individuals/ Hindu Undivided Family	8	5961700	5961700	4.19	4.19		0.00
(b)	Central Government/ State Government(s)				0.00	0.00		0.00
(c)	Bodies Corporate	5	39304520	39304520	27.63	27.63	2502500	6.37
(d)	Financial Institutions/ Banks				0.00	0.00		0.00
(e)	Any Others(Specify)				0.00	0.00		0.00
(e-i)					0.00	0.00		0.00
(e-ii)					0.00	0.00		0.00
	<b>Sub Total(A)(1)</b>	<b>13</b>	<b>45266220</b>	<b>45266220</b>	<b>31.82</b>	<b>31.82</b>	<b>2502500</b>	<b>5.53</b>
2	<b>Foreign</b>							
a	Individuals (Non-Residents Individuals/ Foreign Individuals)				0.00	0.00		0.00
b	Bodies Corporate	1	41327931	41327931	29.05	29.05		0.00
c	Institutions				0.00	0.00		0.00
d	Qualified Foreign Investor				0.00	0.00		0.00
e	Any Others(Specify)				0.00	0.00		0.00
e-i					0.00	0.00		0.00
e-ii								
	<b>Sub Total(A)(2)</b>	<b>1</b>	<b>41327931</b>	<b>41327931</b>	<b>29.05</b>	<b>29.05</b>	<b>0</b>	<b>0.00</b>
	<b>Total Shareholding of Promoter and Promoter Group (A) = (A)(1)+(A)(2)</b>	<b>14</b>	<b>86594151</b>	<b>86594151</b>	<b>60.87</b>	<b>60.87</b>	<b>2502500</b>	<b>2.89</b>
(B)	<b>Public shareholding</b>							
1	<b>Institutions</b>							
(a)	Mutual Funds/ UTI	18	38762	962	0.03	0.03		
(b)	Financial Institutions/ Banks	12	36311	26211	0.03	0.03		
(c)	Central Government/ State Government(s)	1	69	69	0.00	0.00		
(d)	Venture Capital Funds				0.00	0.00		
(e)	Insurance Companies	1	124104	124104	0.09	0.09		
(f)	Foreign Institutional Investors	25	38938220	38923320	27.37	27.37		
(g)	Foreign Venture Capital Investors				0.00	0.00		
(h)	Qualified Foreign Investor				0.00	0.00		
(i)	Any Other (specify)				0.00	0.00		
(i-ii)					0.00	0.00		
(i-ii)								
	<b>Sub-Total (B)(1)</b>	<b>57</b>	<b>39137466</b>	<b>39074666</b>	<b>27.51</b>	<b>27.51</b>		
B 2	<b>Non-institutions</b>							
(a)	Bodies Corporate	453	2183621	2132866	1.53	1.53		
(b)	Individuals				0.00	0.00		
I	Individuals -i. Individual shareholders holding nominal share capital up to Rs 1 lakh	25867	7495826	6303426	5.27	5.27		
II	ii. Individual shareholders holding nominal share capital in excess of Rs. 1 lakh.	72	3292008	3175508	2.31	2.31		
(c)	Qualified Foreign Investor				0.00	0.00		
(d)	Any Other (specify)				0.00	0.00		
(d-i)	Clearing Members	149	285967	285967	0.20	0.20		
(d-ii)	Trusts	1	500	500	0.00	0.00		
(d-iii)	NRI/OCBs	368	3270564	3132907	2.30	2.30		
	<b>Sub-Total (B)(2)</b>	<b>26910</b>	<b>16528486</b>	<b>15031174</b>	<b>11.62</b>	<b>11.62</b>		
(B)	<b>Total Public Shareholding (B) = (B)(1)+(B)(2)</b>	<b>26967</b>	<b>55665952</b>	<b>54105840</b>	<b>39.13</b>	<b>39.13</b>		
	<b>TOTAL (A)+(B)</b>	<b>26981</b>	<b>142260103</b>	<b>140699991</b>	<b>100.00</b>	<b>100.00</b>		
(C)	<b>Shares held by Custodians and against which Depository Receipts have been issued</b>							
1	Promoter and Promoter Group					0.00		0.00
2	Public					0.00		0.00
	<b>Sub-Total (C)</b>	<b>0</b>	<b>0</b>	<b>0</b>		<b>0</b>	<b>0</b>	
	<b>GRAND TOTAL (A)+(B)+(C)</b>	<b>26981</b>	<b>142260103</b>	<b>140699991</b>		<b>100.00</b>	<b>2502500</b>	<b>1.76</b>

For Uttam Galva Steels Limited

R Agrawal  
R Agrawal  
Sr. Vice President & Company Secretary

Sr.No	Notes
1	
2	
3	
4	
5	
6	
7	
8	
9	

**For Uttam Galva Steels Limited**

*R Agrawal*

R Agrawal

Sr. Vice President & Company Secretary



(f)(b) Statement showing holding of securities (including shares, warrants, convertible securities) of persons belonging to the category "Promoter and Promoter Group"

Sr.	Name of the shareholder	Details of Shares held		Encumbered shares (*)			Details of warrants		Details of convertible securities		Total shares (including underlying shares assuming full conversion of warrants and convertible securities) as a % of diluted share capital
No.		Number of shares held	As a % of grand total (A) +(B) +( C )	No.	As a percentage	As a % of grand total (A)+(B)+(C) of sub-clause (I)(a )	Number of warrants held	As a % total number of warrants of the same class	Number of convertible securities held	As a % total number of convertible securities of the same class	
(I)	(II)	(III)	(IV)	(V)	(VI)=(V)/(III)*100	(VII)	(VIII)	(IX)	(X)	(XI)	(XII)
1	Ankit Miglani	1300000	0.91		0.00	0.00	0	0	0	0	0.91
2	Anuj Miglani	1302094	0.92		0.00	0.00	0	0	0	0	0.92
3	Archana Miglani	307500	0.22		0.00	0.00	0	0	0	0	0.22
4	Neelam Rajinder Miglani	1127501	0.79		0.00	0.00	0	0	0	0	0.79
5	Priyanka Miglani	307500	0.22		0.00	0.00	0	0	0	0	0.22
6	Rajinder Uttamchand Miglani	1391855	0.98		0.00	0.00	0	0	0	0	0.98
7	Sheetal Miglani	203750	0.14		0.00	0.00	0	0	0	0	0.14
8	Sudiksha Miglani - Minor (U/G Anuj R Miglani)	21500	0.02		0.00	0.00	0	0	0	0	0.02
9	Archisha Investments Pvt. Ltd.	5849878	4.11		0.00	0.00	0	0	0	0	4.11
10	Sainath Trading Company Pvt. Ltd.	3323600	2.34		0.00	0.00	0	0	0	0	2.34
11	Kredence Multi Trading Ltd.	14921063	10.49		0.00	0.00	0	0	0	0	10.49
12	Uttam Exports Pvt. Ltd.	7324379	5.15	2502500	34.17	1.76	0	0	0	0	5.15
13	Evergeen Tradeplace Pvt. Ptd.	7885600	5.54		0.00	0.00	0	0	0	0	5.54
14	Arcelormittal Netherlands BV	41327931	29.05		0.00	0.00	0	0	0	0	29.05
TOTAL		86594151	60.87	2502500	2.89	1.76	0	0	0	0	60.87

(\*) The term "encumbrance" has the same meaning as assigned to it in regulation 28(3) of the SAST Regulations, 2011

**For Uttam Galva Steels Limited**

R Agrawal  
Sr. Vice President & Company Secretary



(I)(c)(i) Statement showing holding of securities (including shares, warrants, convertible securities) of persons belonging to the category "Public" and holding more than 1% of the total number of shares

Sr. No.	Name of the shareholder	Number of shares held	Shares as a percentage of total number of shares {i.e., Grand Total (A)+(B)+(C) indicated in Statement at para (I)(a) above}	Details of warrants		Details of convertible		Total shares (including underlying shares assuming full conversion of warrants and convertible securities) as a % of diluted share capital
				Number of warrants held	As a % total number of warrants of the same class	Number of convertible securities held	% w.r.t total number of convertible securities of the same class	
1	Albula Investment Fund Limited	12856750	9.04		0		0	9.04
2	Asia Investment Corporation (Mauritius) Limited	8442125	5.93		0		0	5.93
3	Cresta Fund Limited	14101426	9.91		0		0	9.91
4	Eriska Investment Fund Ltd.	3238000	2.28		0			2.28
5	Sanjeev Gupta	2714700	1.91		0		0	1.91
6			0.00		0		0	0.00
7			0.00		0		0	0.00
8			0.00		0		0	0.00
9			0.00		0		0	0.00
10								
<b>TOTAL</b>		<b>41353001</b>	<b>29.07</b>	<b>0</b>	<b>0</b>	<b>0</b>	<b>0</b>	<b>29.07</b>

**For Uttam Galva Steels Limited**

*R Agrawal*

R Agrawal

Sr. Vice President & Company Secretary

(I)(c)(ii) Statement showing holding of securities (including shares, warrants, convertible securities) of persons (together with PAC) belonging to the category "Public" and holding more than 5% of the total number of shares of the company

Sr. No.	Name(s) of the shareholder(s) and the Persons Acting in Concert (PAC) with them	Number of shares	Shares as a percentage of total number of shares {i.e., Grand Total (A)+(B)+(C) indicated in Statement at para (I)(a) above}	Details of warrants		Details of convertible		Total shares (including underlying shares assuming full conversion of warrants and convertible securities) as a % of diluted share capital
				Number of warrants	As a % total number of warrants of the same class	Number of convertible securities held	% w.r.t total number of convertible securities of the same class	
1	Albula Investment Fund Limited	12856750	9.04		0		0	9.04
2	Asia Investment Corporation (Mauritius) Limited	8442125	5.93		0		0	5.93
3	Cresta Fund Limited	14101426	9.91		0		0	9.91
4			0.00		0		0	0.00
5			0.00		0		0	0.00
6			0.00		0		0	0.00
7			0.00		0		0	0.00
8			0.00		0		0	0.00
9			0.00		0		0	0.00
10			0.00		0		0	0.00
<b>TOTAL</b>		<b>35400301</b>	<b>24.88</b>	<b>0</b>	<b>0</b>	<b>0</b>	<b>0</b>	<b>24.88</b>

**For Uttam Galva Steels Limited**

*R Agrawal*


R Agrawal

Sr. Vice President & Company Secretary

(I)(d) Statement showing details of locked-in shares

Sr. No.	Name of the shareholder	Number of locked-in shares	Locked-in shares as a percentage of total number of shares {i.e., Grand Total (A)+(B)+(C) indicated in Statement at para (I)(a) above}
1			0.00
2			0.00
3			0.00
4			0.00
5			0.00
6			0.00
7			0.00
8			0.00
9			0.00
TOTAL		0	0.00

**For Uttam Galva Steels Limited**




R Agrawal  
Sr. Vice President & Company Secretary



(II)(a) Statement showing details of Depository Receipts (DRs)

Sr. No.	Type of outstanding DR (ADRs, GDRs, SDRs, etc.)	Number of outstanding DRs	Number of shares underlying outstanding DRs	Shares underlying outstanding DRs as a percentage of total number of shares {i.e., Grand Total (A)+(B)+(C) indicated in Statement at para (I)(a) above}
1				0.00
2				0.00
3				0.00
4				0.00
5				0.00
6				0.00
7				0.00
8				0.00
9				0.00
TOTAL		0	0	0.00

For Uttam Galva Steels Limited



R. Agrawal

Sr. Vice President & Company Secretary

(II)(b) Statement showing holding of Depository Receipts (DRs), where underlying shares held by "promoter/promoter group" are in excess of 1% of the total number of shares

Sr. No.	Name of the DR Holder	Type of outstanding DR (ADRs, GDRs, SDRs, etc.)	Number of shares underlying outstanding DRs	Shares underlying outstanding DRs as a percentage of total number of shares {i.e., Grand Total (A)+(B)+(C) indicated in Statement at para (I)(a) above}
1				0.00
2				0.00
3				0.00
4				0.00
5				0.00
6				0.00
7				0.00
8				0.00
9				0.00
<b>TOTAL</b>			<b>0</b>	<b>0.00</b>

**For Uttam Ganga Steels Limited**

R Aggarwal

R Agrawal

Sr. Vice President & Company Secretary