


**(I) (a) Statement showing Shareholding Pattern:-**

Name of the Company: Unitech Limited


BSE Scrip Code: 507878 /NSE Symbol: UNITECH, Class of Security: Equity Shares

As on 31.03.2015

Partly paid-up shares:-	No. of Partly Paid-up Shares	As a % of total no. of partly paid-up shares	As a % of total no. of shares of the Company
Held by promoter/promoter group	N. A.	N. A.	N.A.
Held by public	N. A.	N. A.	N.A.
Total	N. A.	N. A.	N.A.
Outstanding convertible securities:-	No. of outstanding securities	As a % of total no. of outstanding convertible securities	As a % of total no. of shares of the Company, assuming full conversion of the convertible securities
Held by promoter/promoter group	N. A.	N. A.	N.A.
Held by public	N. A.	N. A.	N.A.
Total	N. A.	N. A.	N.A.
Warrants:-	No. of Warrants	As a % of total no. of warrants	As a % of total no. of shares of the Company, assuming full conversion of warrants
Held by promoter/promoter group	N. A.	N.A.	N. A.
Held by public	N. A.	N. A.	N. A.
Total	N. A.	N. A.	N.A.
Total paid-up capital of the Company, assuming full conversion of warrants and convertible securities	2616301047		



Category code (I)	Category of shareholder (II)	No. of share holders (III)	Total no. of shares (IV)	No. of shares held in dematerialized form (V)	Total shareholding as a % of total no. of shares		Shares pledged or otherwise encumbered	
					As a % of (A+B) (VI)	As a % of (A+B+C) (VII)	No. of Shares (VIII)	As a percentage (IX)= (VIII)/(IV)*100
(A)	<u>Shareholding of Promoter and Promoter Group</u>							
1	Indian							
(a)	Individuals/ Hindu Undivided Family	16	87525840	87525840	3.35	3.35	65288820	74.59
(b)	Central Government/ State Government(s)	-	-	-	-	-		
(C)	Bodies Corporate *	16	1100135528	1100135528	42.05	42.05	1010885614	91.89
(d)	Financial Institutions/ Banks	-	-	-	-	-		
(e)	Any Other (Specify)	-	-	-	-	-		
	Sub-Total (A)(1)	32	1187661368	1187661368	45.39	45.39	1076174434	90.61
2	Foreign							
(a)	Individuals (Non-Resident Individuals/ Foreign Individuals)	-	-	-	-	-		
(b)	Bodies Corporate	1	3822000	3822000	0.15	0.15	0	0.00
(c)	Institutions	-	-	-	-	-		
(d)	Qualified Foreign Investor	-	-	-	-	-		
(e)	Any Other (specify)	-	-	-	-	-		
	Sub-Total (A)(2)	1	3822000	3822000	0.15	0.15	0	0.00
	Total Shareholding of Promoter and Promoter Group (A)= (A)(1)+(A)(2)	33	1191483368	1191483368	45.54	45.54	1076174434	90.32



(B)	Public shareholding							N. A.	N. A.
1	Institutions							N. A.	N. A.
(a)	Mutual Funds/ UTI	11	20009065	19866065	0.76	0.76			
(b)	Financial Institutions/ Banks	24	7759807	7733807	0.30	0.30			
(c)	Central Government/ State Government(s)	-	-	-	-	-			
(d)	Venture Capital Funds	-	-	-	-	-			
(e)	Insurance Companies	2	23095905	23095905	0.88	0.88			
(f)	Foreign Institutional Investors	110	495857304	495818304	18.95	18.95			
(g)	Foreign Venture Capital Investors	-	-	-	-	-			
(h)	Qualified Foreign Investor	-	-	-	-	-			
(i)	Any Other (specify)	-	-	-	-	-			
	Sub-Total (B)(1)	147	546722081	546514081	20.90	20.90			
2	Non-institutions							N. A.	N. A.
(a)	Bodies Corporate	3041	155783530	155638580	5.95	5.95			
(b)	Individuals -								
	i. Individual shareholders holding nominal share capital up to Rs. 1 lakh.	603580	427107230	411939472	16.32	16.32			
	ii. Individual shareholders holding nominal share capital in excess of Rs. 1 lakh.	641	115314971	114219071	4.41	4.41			
(c)	Qualified Foreign Investor	0	0	0	0.00	0.00			
(d)	Any Other (specify)								
	i. NRI	5094	24077998	23934898	0.92	0.92			
	ii. OCB/Foreign Portfolio Investor (Corporate)	24	135452523	135452523	5.18	5.18			
	iii. Trust	11	118070	118070	0.00	0.00			
	iv. Clearing Member/House	304	20241276	20241276	0.77	0.77			
	Sub-Total (B)(2)	612695	878095598	861543890	33.56	33.56			
	Total Public Shareholding (B)= (B)(1)+(B)(2)	612842	1424817679	1408057971	54.46	54.46		N. A.	N. A.
	TOTAL (A)+(B)	612875	2616301047	2599541339	100.00	100.00	1076174434	41.13	
(C)	Shares held by Custodians and against which Depository Receipts have been issued	-	-	-	-	-		N. A.	N. A.
	GRAND TOTAL (A)+(B)+(C)	612875	2616301047	2599541339	100.00	100.00	1076174434	41.13	

**NOTE:** (1) Bodies Corporate in the Public Category includes shares kept in 'Unitech Limited-Unclaimed Suspense Account' in pursuance with the clause 5A of the Listing Agreement.

(2) \* Includes 51555000 shares given to lenders by Mayfair Capital Pvt. Ltd. as collateral security under POA & Loan Agreement

For UNITECH LIMITED

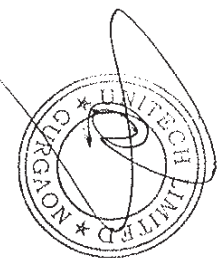
  
DEEPAK JAIN  
Company Secretary

(1)(b) Statement showing holding of securities (including shares, warrants, convertible securities) of persons belonging to the category "Promoter and Promoter Group"

Sr. No.	Name of the shareholder	Details of Shares held			Encumbered Shares (*)			Details of warrants			Details of convertible securities			Total shares (including underlying shares assuming full conversion of warrants and convertible securities) as a % of diluted share capital
		Number	As a % of grand total (A)+(B)+(C)	Number	As a % (VI) = (V)/(III)*100	As a % of grand total (A)+(B)+(C) of sub-clause (i)(a)	Number of warrants held	As a % total no. of warrants of the same class	Number of convertible securities held	As a % total no. of convertible securities of the same class	(XII)			
1	Sanjay Chandra	65694880	2.52	65288820	99.08	2.50	0	0	0	0	0	2.52		
2	Ramesh Chandra	65000	0.00	0	0.00	0.00	0	0	0	0	0	0.00		
3	Prakash Satdev	41600	0.00	0	0.00	0.00	0	0	0	0	0	0.00		
4	Ganeshvram Das Balaj	40300	0.00	0	0.00	0.00	0	0	0	0	0	0.00		
5	M. Mochand	20800	0.00	0	0.00	0.00	0	0	0	0	0	0.00		
6	Romila Balaj	6500	0.00	0	0.00	0.00	0	0	0	0	0	0.00		
7	Rahul Bahri	8422350	0.32	0	0.00	0.00	0	0	0	0	0	0.32		
8	Minoti Bahri	8290900	0.32	0	0.00	0.00	0	0	0	0	0	0.32		
9	Varsha Bahri	305500	0.01	0	0.00	0.00	0	0	0	0	0	0.01		
10	Praveen Gurnani	4275310	0.16	0	0.00	0.00	0	0	0	0	0	0.16		
11	H S Bawa	85200	0.00	0	0.00	0.00	0	0	0	0	0	0.00		
12	Prakash Ahuja	19500	0.00	0	0.00	0.00	0	0	0	0	0	0.00		
13	Rekha Bawa	58000	0.00	0	0.00	0.00	0	0	0	0	0	0.00		
14	Mayfair Capital Private Limited #	835026658	31.92	831755114	99.61	31.79	0	0	0	0	0	31.92		
15	R V Techno Investments Private Limited	124212400	4.75	45000000	36.23	1.72	0	0	0	0	0	4.75		
16	Tulip Investments Private Limited	77085970	2.95	76700000	99.50	2.93	0	0	0	0	0	2.95		
17	Indus Countrade (P) Ltd.	57560300	2.20	57430500	99.77	2.20	0	0	0	0	0	2.20		
18	Urilibid Engineering and Construction Co. Pvt. Ltd.	6240000	0.24	0	0.00	0.00	0	0	0	0	0	0.24		
19	Millennium Construction (P) Ltd.	9200	0.00	0	0.00	0.00	0	0	0	0	0	0.00		
20	Citilink Holdings Limited	3822000	0.15	0	0.00	0.00	0	0	0	0	0	0.15		
21	Bochsativa Estates Private Limited	1000	0.00	0	0.00	0.00	0	0	0	0	0	0.00		
	TOTAL	1191483368	45.54	1076174434	90.32	41.13	0	0	0	0	0	45.54		

(\*) The term "encumbrance" has the same meaning as assigned to it in regulation 28(3) of SAST Regulations, 2011.

Note: # Includes 51555000 shares given to lenders by Mayfair Capital Pvt. Ltd. as collateral security under POA & Loan Agreement




(H)(c)(i) Statement showing holding of securities including shares, warrants, convertible securities) of persons belonging to the category "Public" and holding more than 1% of the total number of shares

Sr. No.	Name of the shareholder	Number of shares held	Shares as a percentage of total number of shares {i.e., Grand Total (A)+(B)+(C) indicated in Statement at para (I)(a) above}	Details of warrants		Details of convertible securities		Total shares (including underlying shares assuming full conversion of warrants and convertible securities) as a % of diluted share capital
				Number of warrants held	As a % total no. of warrants of the same class	Number of securities held	% w.r.t total no. of convertible securities of the same class	
1	COLLEGE RETIREMENT EQUITIES FUND - STOCK ACCOUNT	74571733	2.85	0	0	0	0	2.85
2	PLATINUM ASIA FUND	61270600	2.34	0	0	0	0	2.34
3	HSBC GLOBAL INVESTMENT FUNDS A/C HSBC GIF MAURITIUS LIMITED	57770478	2.21	0	0	0	0	2.21
4	PLATINUM INTERNATIONAL FUND	32217376	1.23	0	0	0	0	1.23
5	DIMENSIONAL EMERGING MARKETS VALUE FUND	28412107	1.09	0	0	0	0	1.09
	TOTAL	254242294	9.72	0	0	0	0	9.72

(I)(c)(ii) Statement showing holding of securities including shares, warrants, convertible securities) of persons (together with PAO) belonging to the category "Public" and holding more than 5% of the total number of shares of the Company

Sr. No.	Name(s) of the shareholder(s) and the persons Acting in Concert (PAC) with them	Number of shares	Shares as a percentage of total number of shares {i.e., Grand Total (A)+(B)+(C) indicated in Statement at para (I)(a) above}	Details of warrants		Details of convertible securities		Total shares (including underlying shares assuming full conversion of warrants and convertible securities) as a % of diluted share capital
				Number of warrants held	As a % total no. of warrants of the same class	Number of convertible securities held	% w.r.t total no. of convertible securities of the same class	
	N/A	0	0.00	0	0	0	0	0.00
	TOTAL	0	0.00	0	0	0	0	0.00



(1)(d) Statement showing details of locked-in shares

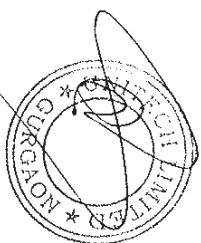
Sr. No.	Name of the shareholder	Category of Shareholders (Promoter/Public)	Number of locked-in shares	Locked-in shares as a percentage of total number of shares {i.e., Grand Total (A)+(B)+(C) indicated in Statement at para (1)(a) above}
1	NOT APPLICABLE			
TOTAL				

(1)(a) Statement showing details of Depository Receipts (DRs)

Sr. No.	Type of outstanding DR (ADRs, GDRs, SDRs, etc.)	Number of outstanding DRs	Number of shares underlying outstanding DRs	Shares underlying outstanding DRs as a percentage of total number of shares {i.e., Grand Total (A)+(B)+(C) indicated in Statement at para (1)(a) above}
1	NOT APPLICABLE			
2	NOT APPLICABLE			
TOTAL				

(1)(b) Statement showing Holding of Depository Receipts (DRs), where underlying shares held by 'promoter/promoter group' are in excess of 1% of the total number of shares

Sr. No.	Name of the DR Holder	Type of outstanding DR (ADRs, GDRs, SDRs, etc.)	Number of shares underlying outstanding DRs	Shares underlying outstanding DRs as a percentage of total number of shares {i.e., Grand Total (A)+(B)+(C) indicated in Statement at para (1)(a) above}
1	NOT APPLICABLE			
2	NOT APPLICABLE			
TOTAL				



(III) (a) Statement showing the voting pattern of shareholders, if more than one class of shares/ securities is issued by the issuer.

(give description of voting rights for each class of security.

Class X:

Class:

ClassZ:)

Category code	Category of shareholder	Number of Voting Rights held in each class of securities			Total Voting Rights (III+IV+V)	Total Voting Rights i.e. (VI)	
		Class X	Class Y	Class Z		As a percentage of (A+B)	As a Percentage of (A+B+C)
(I)	(II)	(III)	(IV)	(V)	(VI)	(VII)	(VIII)
NOT APPLICABLE							

[1] For determining public shareholding for the purpose of Clause 40A.

[2] For definitions of "Promoter" and "Promoter Group", refer to Clause 40A.

[3] For definitions of "Public Shareholding", refer to Clause 40A.

