

(I) (a) Statement showing Shareholding Pattern:-

Name of the Company: Unitech Limited


BSE Scrip Code: 507878 /NSE Symbol: UNITECH, Class of Security: Equity Shares

As on 30.06.2014

Partly paid-up shares:-	No. of Partly Paid-up Shares	As a % of total no. of partly paid-up shares	As a % of total no. of shares of the Company
Held by promoter/promoter group	N. A.	N. A.	N.A.
Held by public	N. A.	N. A.	N.A.
Total	N. A.	N. A.	N.A.
Outstanding convertible securities:-	No. of outstanding securities	As a % of total no. of outstanding convertible securities	As a % of total no. of shares of the Company, assuming full conversion of the convertible securities
Held by promoter/promoter group	N. A.	N. A.	N.A.
Held by public	N. A.	N. A.	N.A.
Total	N. A.	N. A.	N.A.
Warrants:-	No. of Warrants	As a % of total no. of warrants	As a % of total no. of shares of the Company, assuming full conversion of warrants
Held by promoter/promoter group	N. A.	N.A.	N. A.
Held by public	N. A.	N. A.	N. A.
Total	N. A.	N. A.	N.A.
Total paid-up capital of the Company, assuming full conversion of warrants and convertible securities	2616301047		



Category code	Category of shareholder	No. of share holders	Total no. of shares	No. of shares held in dematerialized form	Total shareholding as a % of total no. of shares		Shares pledged or otherwise encumbered	
					As a % of (A+B)	As a % of (A+B+C)	No. of Shares	As a percentage (IX)= (VIII)/(IV)*100
(I)	(II)	(III)	(IV)	(V)	(VI)	VII	VIII	(IX)
(A)	<u>Shareholding of Promoter and Promoter Group</u>							
1	Indian							
(a)	Individuals/ Hindu Undivided Family	16	88525840	88525840	3.38	3.38	66288820	74.88
(b)	Central Government/ State Government(s)	-	-	-	-	-	-	-
(c)	Bodies Corporate *	15	1158485028	1158485028	44.28	44.28	971541621	83.86
(d)	Financial Institutions/ Banks	-	-	-	-	-	-	-
(e)	Any Other (Specify)	-	-	-	-	-	-	-
	Sub-Total (A)(1)	31	1247010868	1247010868	47.66	47.66	1037830441	83.23
2	Foreign							
(a)	Individuals (Non-Resident Individuals/ Foreign Individuals)	-	-	-	-	-	-	-
(b)	Bodies Corporate	1	3822000	3822000	0.15	0.15	0	0.00
(c)	Institutions	-	-	-	-	-	-	-
(d)	Qualified Foreign Investor	-	-	-	-	-	-	-
(e)	Any Other (specify)	-	-	-	-	-	-	-
	Sub-Total (A)(2)	1	3822000	3822000	0.15	0.15	0	0.00
	Total Shareholding of Promoter and Promoter Group (A)= (A)(1)+(A)(2)	32	1250832868	1250832868	47.81	47.81	1037830441	82.97



(B)	Public shareholding							N. A.	N. A.
1	Institutions							N. A.	N. A.
(a)	Mutual Funds/ UTI	11	9805577	9662577	0.37	0.37			
(b)	Financial Institutions/ Banks	24	9748706	9722706	0.37	0.37			
(c)	Central Government/ State Government(s)	-	-	-	-	-			
(d)	Venture Capital Funds	-	-	-	-	-			
(e)	Insurance Companies	3	23595905	23595905	0.90	0.90			
(f)	Foreign Institutional Investors	143	763575980	763536980	29.19	29.19			
(g)	Foreign Venture Capital Investors	-	-	-	-	-			
(h)	Qualified Foreign Investor	-	-	-	-	-			
(i)	Any Other (specify)	-	-	-	-	-			
	Sub-Total (B)(1)	181	806726168	806518168	30.83	30.83			
2	Non-institutions							N. A.	N. A.
(a)	Bodies Corporate	3112	127361359	127208609	4.87	4.87			
(b)	Individuals -								
	i. Individual shareholders holding nominal share capital up to Rs. 1 lakh.	594226	338603923	322858110	12.94	12.94			
	ii. Individual shareholders holding nominal share capital in excess of Rs. 1 lakh.	373	60658007	59047307	2.32	2.32			
(c)	Qualified Foreign Investor	-	-	-	-	-			
(d)	Any Other (specify)								
	i. NRI/Foreign Nationals	4970	15546987	15403887	0.59	0.59			
	ii. OCB	2	11	11	0.00	0.00			
	iii. Trust	11	69870	69870	0.00	0.00			
	iv. Clearing Member/House	574	16501854	16501854	0.63	0.63			
	Sub-Total (B)(2)	603268	558742011	541089648	21.36	21.36			
	Total Public Shareholding (B)= (B)(1)+(B)(2)	603449	1365468179	1347607816	52.19	52.19		N. A.	N. A.
	TOTAL (A)+(B)	603481	2616301047	2598440684	100.00	100.00	1037830441		39.67
(C)	Shares held by Custodians and against which Depository Receipts have been issued							N. A.	N. A.
	GRAND TOTAL (A)+(B)+(C)	603481	2616301047	2598440684	100.00	100.00	1037830441		39.67

NOTE: (1) Bodies Corporate in the Public Category includes shares kept in 'Unitech Limited-Unclaimed Suspense Account' in pursuance with the clause 5A of the Listing Agreement.

(2) * Includes 37230000 shares given to lenders by Mayfair Capital Pvt. Ltd. as collateral security under POA & Loan Agreement

For UNITECH LIMITED



DEEPAK JAIN
Company Secretary

(1)(b) Statement showing holding of securities (including shares, warrants, convertible securities) of persons belonging to the category "Promoter and Promoter Group"

Sr. No.	Name of the shareholder	Details of Shares held		Encumbered Shares (*)			Details of warrants			Details of convertible securities		Total shares (including underlying shares assuming full conversion of warrants and convertible securities) as a % of diluted share capital
		Number	As a % of grand total (A)+(B)+(C)	Number	As a % (VI) = (V)/(III)*100	As a % of grand total (A)+(B)+(C) sub-clause (1)(a)	Number of warrants held	As a % total no. of warrants of the same class	Number of convertible securities held	As a % total no. of convertible securities of the same class		
											(III)	
1	Sanjay Chandra	66894880	2.56	66288820	99.09	2.53	0	0	0	0	0	2.56
2	Ramesh Chandra	65000	0.00	0	0.00	0.00	0	0	0	0	0	0.00
3	Prakash Sathev	41600	0.00	0	0.00	0.00	0	0	0	0	0	0.00
4	Ghanshyam Des Bajaj	40300	0.00	0	0.00	0.00	0	0	0	0	0	0.00
5	M Moolchand	20800	0.00	0	0.00	0.00	0	0	0	0	0	0.00
6	Romila Bajaj	6500	0.00	0	0.00	0.00	0	0	0	0	0	0.00
7	Rahul Bahri	8422350	0.32	0	0.00	0.00	0	0	0	0	0	0.32
8	Mincoti Bahri	8290900	0.32	0	0.00	0.00	0	0	0	0	0	0.32
9	Varsha Bahri	3055000	0.01	0	0.00	0.00	0	0	0	0	0	0.01
10	Praveen Gurnani	4275310	0.16	0	0.00	0.00	0	0	0	0	0	0.16
11	H S Bawa	85200	0.00	0	0.00	0.00	0	0	0	0	0	0.00
12	Prakash Ahuja	19500	0.00	0	0.00	0.00	0	0	0	0	0	0.00
13	Rekha Bawa	58000	0.00	0	0.00	0.00	0	0	0	0	0	0.00
14	Mayfair Capital Private Limited #	887806658	33.93	786841621	88.63	30.07	0	0	0	0	0	33.93
15	R V Techno Investments Private Limited	124212400	4.75	45000000	36.23	1.72	0	0	0	0	0	4.75
16	Tulip Investments Private Limited	77085970	2.95	76700000	99.50	2.93	0	0	0	0	0	2.95
17	Indrus Countertrade (P) Ltd.	63129800	2.41	63000000	99.79	2.41	0	0	0	0	0	2.41
18	Unibid Engineering and Construction Co. Pvt. Ltd.	6240000	0.24	0	0.00	0.00	0	0	0	0	0	0.24
19	Millennium Construction (P) Ltd.	9200	0.00	0	0.00	0.00	0	0	0	0	0	0.00
20	Citilink Holdings Limited	3822000	0.15	0	0.00	0.00	0	0	0	0	0	0.15
21	Bodhisattva Estates Private Limited	1000	0.00	0	0.00	0.00	0	0	0	0	0	0.00
	TOTAL	1250832868	47.81	1037830441	82.97	39.67	0	0	0	0	0	47.81

(*) The term "encumbrance" has the same meaning as assigned to it in regulation 28(3) of SAST Regulations, 2011.

Note: # Includes 37230000 shares given to lenders by Mayfair Capital Pvt. Ltd. as collateral security under POA & Loan Agreement



(I)(c)(i) Statement showing holding of securities (including shares, warrants, convertible securities) of persons belonging to the category "Public" and holding more than 1% of the total number of shares

Sr. No.	Name of the shareholder	Number of shares held	Shares as a percentage of total number of shares {i.e., Grand Total (A)+(B)+(C) indicated in Statement at para (I)(a) above}	Details of warrants		Details of convertible securities		Total shares (including underlying shares assuming full conversion of warrants and convertible securities) as a % of diluted share capital
				Number of warrants held	As a % total no. of warrants of the same class	Number of convertible securities held	% w.r.t total no. of convertible securities of the same class	
1	HSBC GLOBAL INVESTMENT FUNDS A/C HSBC GIF MAURITIUS LIMITED	63761934	2.44	0	0	0	0	2.44
2	PLATINUM INVESTMENT MANAGEMENT LIMITED A/C PLATINUM ASIA FUND	61270600	2.34	0	0	0	0	2.34
3	PLATINUM INVESTMENT MANAGEMENT LIMITED A/C PLATINUM INTERNATIONAL FUND	56471432	2.16	0	0	0	0	2.16
4	COLLEGE RETIREMENT EQUITIES FUND - STOCK ACCOUNT	48352167	1.85	0	0	0	0	1.85
5	MY SCIF MAURITIUS	31567670	1.21	0	0	0	0	1.21
6	GMO EMERGING DOMESTIC OPPORTUNITIES FUND	28624047	1.09					1.09
	TOTAL	290047850	11.09	0	0	0	0	11.09

(I)(c)(ii) Statement showing holding of securities (including shares, warrants, convertible securities) of persons (together with PAC) belonging to the category "Public" and holding more than 5% of the total number of shares of the Company

Sr. No.	Name(s) of the shareholder(s) and the persons Acting in Concert (PAC) with them	Number of shares	Shares as a percentage of total number of shares {i.e., Grand Total (A)+(B)+(C) indicated in Statement at para (I)(a) above}	Details of warrants		Details of convertible securities		Total shares (including underlying shares assuming full conversion of warrants and convertible securities) as a % of diluted share capital
				Number of warrants held	As a % total no. of warrants of the same class	Number of convertible securities held	% w.r.t total no. of convertible securities of the same class	
1	PLATINUM INVESTMENT MANAGEMENT LIMITED (Alongwith PAC's)	144807004	5.53	0	0	0	0	5.53
	TOTAL	144807004	5.53					5.53



(I)(d) Statement showing details of locked-in shares


Sr. No.	Name of the shareholder	Category of Shareholders (Promoter/Public)	Number of locked-in shares	Locked-in shares as a percentage of total number of shares {i.e., Grand Total (A)+(B)+(C) indicated in Statement at para (I)(a) above}
1			NOT APPLICABLE	
TOTAL				

(II)(a) Statement showing details of Depository Receipts (DRs)

Sr. No.	Type of outstanding DR (ADRs, GDRs, SDRs, etc.)	Number of outstanding DRs	Number of shares underlying outstanding DRs	Shares underlying outstanding DRs as a percentage of total number of shares {i.e., Grand Total (A)+(B)+(C) indicated in Statement at para (I)(a) above}
1			NOT APPLICABLE	
2				
TOTAL				

(II)(b) Statement showing Holding of Depository Receipts (DRs), where underlying shares held by 'promoter/promoter group' are in excess of 1% of the total number of shares

Sr. No.	Name of the DR Holder	Type of outstanding DR (ADRs, GDRs, SDRs, etc.)	Number of shares underlying outstanding DRs	Shares underlying outstanding DRs as a percentage of total number of shares {i.e., Grand Total (A)+(B)+(C) indicated in Statement at para (I)(a) above}
1			NOT APPLICABLE	
2				
TOTAL				



(III) (a) Statement showing the voting pattern of shareholders, if more than one class of shares/ securities is issued by the issuer.

(give description of voting rights for each class of security.

Class X:

Class:

ClassZ:)

Category code	Category of shareholder	Number of Voting Rights held in each class of securities			Total Voting Rights (III+IV+V)	Total Voting Rights i.e. (VI)	
		Class X	Class Y	Class Z		As a percentage of (A+B)	As a Percentage of (A+B+C)
(I)	(II)	(III)	(IV)	(V)	(VI)	(VII)	(VIII)
NOT APPLICABLE							

[1] For determining public shareholding for the purpose of Clause 40A.

[2] For definitions of "Promoter" and "Promoter Group", refer to Clause 40A.

[3] For definitions of "Public Shareholding", refer to Clause 40A.

