

(I)(a) Statement showing Shareholding Pattern

Name of the Company : Union Bank of India
Scrip Code, Name of the scrip, class of security : 532 477, Union Bank of India, Equity Shares
As on Date : 31-Mar-2015

Partly paid-up shares	No. of partly paid-up shares	As a % of total no. of partly paid-up Shares	As a % of total no. of shares of the company
Held by promoter/promoter group	0	0	0
Held by public	0	0	0
Total	0	0	0
Outstanding convertible securities	No. of outstanding securities	As a % of total no. of outstanding convertible securities	As a % of total no. of shares of the company, assuming full conversion of the convertible securities
Held by promoter/promoter group	0	0	0
Held by public	0	0	0
Total	0	0	0
Warrants	No. of warrants	As a % of total no. of warrants	As a % of total no. of shares of the company, assuming full conversion of Warrants
Held by promoter/promoter group	0	0	0
Held by public	0	0	0
Total	0	0	0
Total paid-up capital of the company, assuming full conversion of warrants and convertible securities	635778836		



(I)(a) Statement showing Shareholding Pattern

Sr. no.	Category of shareholder	Number of shareholders	Total number of shares	Number of shares held in dematerialized form	Total shareholding as a percentage of total number of shares		Shares Pledged or otherwise encumbered	As a percentage (IX) = (VIII) / (IV) * 100
					As a percentage of (A+B) ¹ (VI)	As a percentage of (A+B+C) (VII)		
(I)	(II)	(III)	(IV)	(V)	(VI)	(VII)	(VIII)	(IX)
(A)	Promoter and Promoter Group ²							
(1)	Indian							
(a)	Individuals/Hindu Undivided Family	0	0	0	0.00	0.00	0	0
(b)	Central Government/State Government(s)	1	384444316	384444316	60.47	60.47	0	0.00
(c)	Bodies Corporate	0	0	0	0.00	0.00	0	0
(d)	Financial Institutions/Banks	0	0	0	0.00	0.00	0	0
(e)	Any Other (Total)	0	0	0	0.00	0.00	0	0
	Sub-Total (A)(1)	1	384444316	384444316	60.47	60.47	0	0.00
(2)	Foreign							
(a)	Individuals (Non-Resident Individuals/Foreign Individuals)	0	0	0	0.00	0.00	0	0.00
(b)	Bodies Corporate	0	0	0	0.00	0.00	0	0.00
(c)	Institutions	0	0	0	0.00	0.00	0	0.00
(d)	Qualified Foreign Investor	0	0	0	0.00	0.00	0	0.00
(e)	Any Other (Total)	0	0	0	0.00	0.00	0	0.00
	Sub-Total (A)(2)	0	0	0	0.00	0.00	0	0.00
	Total Shareholding of Promoter and Promoter Group (A) = (A)(1)+(A)(2)	1	384444316	384444316	60.47	60.47	0	0.00



Public shareholding ³									
(1)									
(a)	Mutual Funds/UTI	22	42285093	42285093	6.65	6.65	N.A.	N.A.	N.A.
(b)	Financial Institutions/Banks	13	1342665	1342665	0.21	0.21	N.A.	N.A.	N.A.
(c)	Central Government/State Government(s)	2	10595	10595	0.00	0.00	N.A.	N.A.	N.A.
(d)	Venture Capital Funds	0	0	0	0.00	0.00	N.A.	N.A.	N.A.
(e)	Insurance Companies	5	72479701	72479701	11.40	11.40	N.A.	N.A.	N.A.
(f)	Foreign Institutional Investors	107	54575904	54575904	8.58	8.58	N.A.	N.A.	N.A.
(g)	Foreign Venture Capital Investors	0	0	0	0.00	0.00	N.A.	N.A.	N.A.
(h)	Qualified Foreign Investor	0	0	0	0.00	0.00	N.A.	N.A.	N.A.
(i)	Any Other (Total)	0	0	0	0.00	0.00	N.A.	N.A.	N.A.
	Sub-Total (B)(1)	149	170693958	170693958	26.85	26.85	N.A.	N.A.	N.A.
(2)	Non-institutions								
(a)	Bodies Corporate	1354	23378857	23242357	3.68	3.68	N.A.	N.A.	N.A.
(b)	Individuals - i. Individual Shareholders Holding Nominal Share Capital Up To >Rs. 1 Lakh.	229016	51567202	38034986	8.11	8.11	N.A.	N.A.	N.A.
	Individuals - ii. Individual Shareholders Holding Nominal Share Capital In Excess Of Rs. 1 Lakh	146	4855474	4832474	0.76	0.76	N.A.	N.A.	N.A.
(c)	Qualified Foreign Investor	0	0	0	0.00	0.00	N.A.	N.A.	N.A.
(d)	Any Other (Total)	1436	839029	828529	0.13	0.13	N.A.	N.A.	N.A.
(d1)	NRI NON-REP	458	253815	243415	0.04	0.04	N.A.	N.A.	N.A.
(d2)	NRI REP	977	582155	582055	0.09	0.09	N.A.	N.A.	N.A.
(d3)	OCB	1	3059	3059	0.00	0.00	N.A.	N.A.	N.A.
	Sub-Total (B)(2)	231952	80640562	66938346	12.68	12.68	N.A.	N.A.	N.A.
	Total Public Shareholding	232101	251334520	237632304	39.53	39.53	N.A.	N.A.	N.A.



	(B) = (B)(1)+(B)(2)								
	TOTAL (A)+(B)	232102	635778836	622076620	100.00	100.00	0	0.00	
(C)	Shares held by Custodians and against which Depository Receipts have been issued	0	0	0	N.A.	0.00	N.A.	N.A.	
C1	Promoter and Promoter Group	0	0	0	N.A.	0.00	N.A.	N.A.	
C2	Public	0	0	0	N.A.	0.00	N.A.	N.A.	
	GRAND TOTAL (A)+(B)+(C)	232102	635778836	622076620	N.A.	100.00	0	0.00	

¹For determining public shareholding for the purpose of Clause 40A.

²For definitions of "Promoter" and "Promoter Group", refer to Clause 40A.

³For definitions of "Public Shareholding", refer to Clause 40A.



(I)(b) Statement showing Shareholding of persons belonging to the category "Promoter and Promoter Group"

Sr. No.	Name of the shareholder	PAN of the Shareholder	Total Shares held		Shares pledged or otherwise encumbered		Details of warrants		Details of convertible securities		Total shares (including underlying shares assuming full conversion of warrants and convertible securities) as a % of diluted share capital (XIII)
			Number (IV)	as a % of grand total (A) + (B) + (C) (V)	Number (VI)	as a percentage (VII) = (VI) / (IV) * 100 (VIII)	Number of warrants held (XI)	As a % total number of warrants of the same class (X)	Number of convertible securities held (XI)	As a % total number of convertible securities of the same class (XII)	
1	PRESIDENT OF INDIA		384444316	60.47	0	0.00	0	0.00	0	0.00	60.47
	TOTAL		384444316	60.47	0	0.00	0	0.00	0	0.00	60.47



1)(C) Statement showing Shareholding of persons belonging to the category "Public" and holding more than 1% of the total number of shares

Sr. No.	Name of the shareholder	PAN of the Shareholder	Number of shares	Shares as a percentage of total number of shares {i.e., Grand Total (A)+(B)+(C) indicated in Statement at para (i)(a) above}	Details of warrants		Details of convertible securities		Total shares (including underlying shares assuming full conversion of warrants and convertible securities) as a % of diluted
					Number of warrants held	As a % total number of warrants of the same class	Number of convertible securities held	% w.r.t total number of convertible securities of the same class	
1	LIFE INSURANCE CORPORATION OF INDIA	AAACL0582H	68222044	10.73	0	0.00	0	0.00	10.73
2	HDFC TRUSTEE COMPANY LTD - A/C HDFC MID - CAPOPPORTUNITIES FUND	AAATH1809A	20572658	3.24	0	0.00	0	0.00	3.24
3	HDFC STANDARD LIFE INSURANCE COMPANY LIMITED	AAAACH8755L	7234026	1.14	0	0.00	0	0.00	1.14
4	GOVERNMENT PENSION FUND GLOBAL	AAACCN1454E	7049911	1.11	0	0.00	0	0.00	1.11
	TOTAL		103078639	16.22	0	0.00	0	0.00	16.22




1)(c) Statement showing Shareholding of persons belonging to the category "Public" and holding more than 5% of the total number of shares

Sr. No.	Name of the shareholder	PAN of the Shareholder	Number of shares	Shares as a percentage of total number of shares {i.e., Grand Total (A)+(B)+(C) indicated in Statement at para (1)(a) above}	Details of warrants		Details of convertible securities		Total shares (including underlying shares assuming full conversion of warrants and convertible securities) as a % of diluted
					Number of warrants held	As a % total number of warrants of the same class	Number of convertible securities held	% w.r.t total number of convertible securities of the same class	
1	LIFE INSURANCE CORPORATION OF INDIA	AAACL0582H	68222044	10.73	0	0.00	0	0.00	10.73
	TOTAL		68222044	10.73	0	0.00	0	0.00	10.73

1)(d) Statement showing details of locked-in shares

Sr. No.	Name of the shareholder	PAN of the Shareholder	Number of locked-in shares	Locked-in shares as a percentage of total number of shares {i.e., Grand Total (A)+(B)+(C) indicated in Statement at para (1)(a) above}
1	PRESIDENT OF INDIA		384444316	60.47
	TOTAL		384444316	60.47



(II)(a) Statement showing details of Depository Receipts (DRs)


Sr. No.	Type of outstanding DR (ADRs, GDRs, SDRs, etc.)	Number of outstanding DRs	Number of shares underlying outstanding DRs	Shares underlying outstanding DRs as a percentage of total number of shares {i.e., Grand Total (A)+(B)+(C) indicated in Statement at para (I)(a) above}
	TOTAL	0	0	0.00

(II)(b) Statement showing holding of Depository Receipts (DRs), where underlying shares held by 'promoter/promoter group' are in excess of 1% of the total number of shares


Sr. No.	Name of the DR Holder (ADRs, GDRs, SDRs, etc.)	Type of outstanding DR (ADRs, GDRs, SDRs, etc.)	Number of shares underlying outstanding DRs	Shares underlying outstanding DRs as a percentage of total number of shares {i.e., Grand Total (A)+(B)+(C) indicated in Statement at para (I)(a) above}
	TOTAL		0	0.00

(III) (a) Statement showing the voting pattern of shareholders, if more than one class of shares/securities is issued by the issuer.

Sr. no.	Category of shareholder	Number of Voting Rights held in each class of securities			Total Voting Rights (III+IV+V)	Total Voting Rights i.e. (VI)	
		Class X (III)	Class Y (IV)	Class Z (V)		As a percentage of (A+B) (VII)	As a percentage of (A+B+C) (VIII)
(A)	Promoter and Promoter Group ²				(VI)		
(1)	Indian						
(a)	Individuals/Hindu Undivided Family	0	0	0	0	0.00	0.00
(b)	Central Government/State Government(s)	0	0	0	0	0.00	0.00
(c)	Bodies Corporate	0	0	0	0	0.00	0.00



(d)	Financial Institutions/Banks	0	0	0	0	0	0.00	0.00
(e)	Any Other (Total)	0	0	0	0	0	0.00	0.00
	Sub-Total (A)(1)	0	0	0	0	0	0.00	0.00
(2)	Foreign							
(a)	Individuals (Non-Resident Individuals/Foreign Individuals)	0	0	0	0	0	0.00	0.00
(b)	Bodies Corporate	0	0	0	0	0	0.00	0.00
(c)	Institutions	0	0	0	0	0	0.00	0.00
(d)	Qualified Foreign Investor	0	0	0	0	0	0.00	0.00
(e)	Any Other (Total)	0	0	0	0	0	0.00	0.00
	Sub-Total (A)(2)	0	0	0	0	0	0.00	0.00
	Total Shareholding of Promoter and Promoter Group (A)= (A)(1)+(A)(2)	0	0	0	0	0	0.00	0.00
(B)	Public shareholding							
(1)	Institutions							
(a)	Mutual Funds/UTI	0	0	0	0	0	0.00	0.00
(b)	Financial Institutions/Banks	0	0	0	0	0	0.00	0.00
(c)	Central Government/State Government(s)	0	0	0	0	0	0.00	0.00
(d)	Venture Capital Funds	0	0	0	0	0	0.00	0.00
(e)	Insurance Companies	0	0	0	0	0	0.00	0.00
(f)	Foreign Institutional Investors	0	0	0	0	0	0.00	0.00
(g)	Foreign Venture Capital Investors	0	0	0	0	0	0.00	0.00
(h)	Qualified Foreign Investor	0	0	0	0	0	0.00	0.00
	Any Other (Total)	0	0	0	0	0	0.00	0.00
	Sub-Total (B)(1)	0	0	0	0	0	0.00	0.00
(2)	Non-institutions							
(a)	Bodies Corporate	0	0	0	0	0	0.00	0.00
(b)	Individuals - i. Individual Shareholders Holding Nominal Share Capital Up To >Rs. 1 Lakh.	0	0	0	0	0	0.00	0.00
	Individuals - ii. Individual Shareholders	0	0	0	0	0	0.00	0.00



	Holding Nominal Share Capital In Excess Of Rs. 1 Lakh												
(c)	Qualified Foreign Investor	0	0	0	0	0	0	0	0	0.00	0.00		
(d)	Any Other (Total)	0	0	0	0	0	0	0	0	0.00	0.00		
	Sub-Total (B)(2)	0	0	0	0	0	0	0	0	0.00	0.00		
	Total Public Shareholding (B)= (B)(1)+(B)(2)	0	0	0	0	0	0	0	0	0.00	0.00		
	TOTAL (A)+(B)	0	0	0	0	0	0	0	0	0.00	0.00		
(C)	Shares held by Custodians and against which Depository Receipts have been issued	0	0	0	0	0	0	0	0	0.00	0.00		
C1	Promoter and Promoter Group	0	0	0	0	0	0	0	0	0	0		
C2	Public	0	0	0	0	0	0	0	0	0	0		
	GRAND TOTAL (A)+(B)+(C)	0	0	0	0	0	0	0	0	0.00	0.00		

