

Introductory sub-table (I)(a)

Name of the Company: UNIMIN INDIA LIMITED
Scrip Code, Name of the scrip, class of security: 530321
Quarter ended: 30/06/2014

Partly paid-up shares:-	No. of partly paid-up shares	As a % of total no. of partly paid-up shares	As a % of total no. of shares of the company
Held by promoter/promoter group	NIL	NIL	NIL
Held by public	NIL	NIL	NIL
Total - D	NIL	NIL	NIL

Outstanding convertible securities:-	No. of outstanding securities	As a % of total no. of outstanding convertible securities	As a % of total no. of shares of the company, assuming full conversion of the convertible securities
Held by promoter/promoter group	NIL	NIL	NIL
Held by public	NIL	NIL	NIL
Total - E	NIL	NIL	NIL

Warrants:-	No. of warrants	As a % of total no. of warrants	As a % of total no. of shares of the company, assuming full conversion of warrants
Held by promoter/promoter group	NIL	NIL	NIL
Held by public	NIL	NIL	NIL
Total - F	NIL	NIL	NIL

Total paid-up capital of the company, assuming full conversion of warrants and convertible securities

20175172

J. B. K. Dhe




Company Name: UNIMIN INDIA LIMITED

Statement Showing Shareholding Pattern

Category code	Category of Shareholder	Number of Shareholders	Total number of shares	Number of shares held in dematerialized form	Total shareholding as a percentage of total number of shares		Shares Pledged or otherwise encumbered	
					As a percentage of (A+B)1	As a percentage of (A+B+C)	Number of shares	As a percentage (IX)= (VIII)/(IV)*100
(I)	(II)	(III)	(IV)	(V)	(VI)	(VII)	(VIII)	(IX)
(A)	Shareholding of Promoter and Promoter Group2							
	1 Indian							
(a)	Individuals/ HUF	13	5257369	3446869	26.06	26.06	40000	0.46
(b)	Central Govt./ State Govt.(s)	0	0	0	0.00	0.00	0	0.00
(c)	Bodies Corporate	18	4283356	1500	21.23	21.23	3979356	39.71
(d)	Financial Institutions/ Banks	0	0	0	0.00	0.00	0	0.00
(e)	Any Others(Specify)							
(e-i)	Directors	4	465302	462902	2.31	2.31	0	0.00
(e-ii)	Directors				0.00	0.00		0.00
	Sub Total(A)(1)	35	10006027	3911271	49.60	49.60	4019356	40.17
	2 Foreign							
a	Individuals (NRI/Foreign Individu	0	0	0	0.00	0.00	0	0.00
b	Bodies Corporate	0	0	0	0.00	0.00	0	0.00
c	Institutions	0	0	0	0.00	0.00	0	0.00
d	Qualified Foreign Investor	0	0	0	0.00	0.00	0	0.00
e	Any Others(Specify)	0	0	0	0.00	0.00	0	0.00
	Sub Total(A)(2)	0	0	0	0.00	0.00	0	0.00
	Total Shareholding of Promot	35	10006027	3911271	49.60	49.60	4019356	40.17
(B)	Public shareholding							
	1 Institutions							
(a)	Mutual Funds/ UTI	0	0	0	0.00	0.00	0	0.00
(b)	Financial Institutions / Banks	6	1800	0	0.01	0.01	0	0.00
(c)	Central Government/ State Gover	0	0	0	0.00	0.00	0	0.00
(d)	Venture Capital Funds	0	0	0	0.00	0.00	0	0.00
(e)	Insurance Companies	0	0	0	0.00	0.00	0	0.00
(f)	Foreign Institutional Investors	0	0	0	0.00	0.00	0	0.00
(g)	Foreign Venture Capital Investors	0	0	0	0.00	0.00	0	0.00
(h)	Qualified Foreign Investor	0	0	0	0.00	0.00	0	0.00
(i)	Any Other (specify)	0	0	0	0.00	0.00	0	0.00
	Sub-Total (B)(1)	6	1800	0	0.01	0.01	0	0.00
	B 2 Non-institutions							
(a)	Bodies Corporate	94	1421683	890683	7.05	7.05	0	0.00
(b)	Individuals							
I	Ind-Hold nominal shr capital upto	11268	4067559	2185182	20.16	20.16	0	0.00
II	Ind-Hold nominal shr capital in ex	60	4385392	4349692	21.74	21.74	0	0.00
(c)	Qualified Foreign Investor	0	0	0	0.00	0.00	0	0.00
(d)	Any Other (specify)							
(d-i)	Others	0	0	0	0.00	0.00	0	0.00
(d-ii)	Clearing member	1	1600	1600	0.01	0.01	0	0.00
(d-iii)	NRTs	175	290511	33911	1.44	1.44	0	0.00
(d-iv)	NRI Corp Bodies	0	0	0	0.00	0.00	0	0.00
(d-v)	Foreign Corp Bodies (Including FC	0	0	0	0.00	0.00	0	0.00
(d-vi)	Customers	0	0	0	0.00	0.00	0	0.00
(d-vii)	Suppliers	0	0	0	0.00	0.00	0	0.00
(d-viii)	Foreign Nationals	0	0	0	0.00	0.00	0	0.00
(d-ix)	Trusts	2	600	600	0.00	0.00	0	0.00
(d-x)	Foreign (Promoters)	0	0	0	0.00	0.00	0	0.00
(d-xi)	Directors	0	0	0	0.00	0.00	0	0.00
(d-xii)	Directors Relatives	0	0	0	0.00	0.00	0	0.00
(d-xiii)	Foreign Individuals (Including FDI	0	0	0	0.00	0.00	0	0.00
	Sub-Total (B)(2)	11600	10167345	7461668	50.40	50.40	0	0.00
(B)	Total Public Shareholding (B):	11606	10169145	7461668	50.40	50.40	0	0.00
	TOTAL (A)+(B)	11641	20175172	11372939	100.00	100.00	4019356	40.17
(C)	Shares held by Custodians and against which Depository Receipts have been issued							
1	Promoter and Promoter Group	0	0	0	0.00	0.00	0	0.00
2	Public -	0	0	0	0.00	0.00	0	0.00
	Sub-Total (C)	0	0	0	0.00	0.00	0	0.00
	GRAND TOTAL (A)+(B)+(C)	11641	20175172	11372939	100.00	100.00	4019356	40.17

V. Ballu



Sr.No. Notes

- 1
- 2
- 3
- 4
- 5
- 6
- 7
- 8
- 9




(I)(i) Statement showing holding of securities (including shares, warrants, convertible securities) of persons belonging to the category "Promoter and Promoter Group"

Sr. No.	Name of the shareholder	Details of Shares held		Encumbered shares (*)		Details of warrants		Details of convertible securities		Total shares (including underlying shares assuming full conversion of warrants and convertible securities) as a % of diluted share capital	
		Number of shares held	As a % of grand total (A) + (B) + (C)	No.	As a percentage	As a % of grand total (A) + (B) + (C) of sub-clause (I)(a)	Number of warrants held	As a % Total Number of the same Class	Number of convertible securities held		As a % Total Number of convertible securities of the same Class
(I)	(II)	(III)	(IV)	(V)	(VI)	(VII)	(VIII)	(IX)	(X)	(XI)	(XII)
1	AKITA INVESTMENT PVT LTD	3600	0.02	0	0.00	0.00	0	0.00	0	0.00	0.00
2	AKITA INVESTMENTS PVT LTD	91900	0.46	91900	100.00	0.46	0	0.00	0	0.00	0.00
3	ARYA PLAST PVT LTD	83500	0.41	83500	100.00	0.41	0	0.00	0	0.00	0.00
4	ASIKA INVESTMENT PVT LTD	3600	0.02	0	0.00	0.00	0	0.00	0	0.00	0.00
5	ASIKA INVESTMENTS PVT LTD	91900	0.46	91900	100.00	0.46	0	0.00	0	0.00	0.00
6	DEVYANI FINANCE & INVESTMENT PVT	91900	0.46	91900	100.00	0.41	0	0.00	0	0.00	0.00
7	DEVYANI FINANCE & INVESTMENT PVT	3800	0.02	0	0.00	0.00	0	0.00	0	0.00	0.00
8	GATTA FINANCE & INVESTMENT PVT	83500	0.41	83500	100.00	0.41	0	0.00	0	0.00	0.00
9	GIRISH SAREEN	464000	2.30	0	0.00	0.00	0	0.00	0	0.00	0.00
10	HORLICK EXPORTS PVT LTD	17100	0.09	16700	97.66	0.08	0	0.00	0	0.00	0.00
11	J B S BAKSHI HUF	248400	1.23	40000	16.10	0.20	0	0.00	0	0.00	0.00
12	J B S BAKSHI KARTA	8400	0.04	0	0.00	0.00	0	0.00	0	0.00	0.00
13	JANG BAHADUR SINGH BAKSHI	26400	0.13	0	0.00	0.00	0	0.00	0	0.00	0.00
14	JANG BAHADUR SINGH BAKSHI	2300	0.01	0	0.00	0.00	0	0.00	0	0.00	0.00
15	JASBIR KAUR BAKSHI	436502	2.16	0	0.00	0.00	0	0.00	0	0.00	0.00
16	JASBIR SINGH	100	0.00	0	0.00	0.00	0	0.00	0	0.00	0.00
17	JEET BAHADUR SINGH BAKSHI	16700	0.08	0	0.00	0.00	0	0.00	0	0.00	0.00
18	JEET BAHADUR SINGH BAKSHI	300	0.00	0	0.00	0.00	0	0.00	0	0.00	0.00
19	JEET BAHADUR SINGH BAKSHI	100900	0.50	0	0.00	0.00	0	0.00	0	0.00	0.00
20	JEET BAHADUR SINGH BAKSHI	2043213	10.13	0	0.00	0.00	0	0.00	0	0.00	0.00
21	JEET BAKSHI	65000	0.32	0	0.00	0.00	0	0.00	0	0.00	0.00
22	JEET BAKSHI	3800	0.02	0	0.00	0.00	0	0.00	0	0.00	0.00
23	JEET BAKSHI	516120	2.56	0	0.00	0.00	0	0.00	0	0.00	0.00
24	JIT FAMILY TRUST	1403656	6.96	0	0.00	0.00	0	0.00	0	0.00	0.00
25	JIT FAMILY TRUST	50880	0.25	0	0.00	0.00	0	0.00	0	0.00	0.00
26	KLEEN TRADING PVT LTD	83500	0.41	83500	100.00	0.41	0	0.00	0	0.00	0.00
27	KURALI CONSULTANTS PVT LTD	1491456	7.39	1409356	94.49	6.99	0	0.00	0	0.00	0.00
28	MALA SAREEN	336000	1.67	0	0.00	0.00	0	0.00	0	0.00	0.00
29	RIKS DATA EXPORTS PVT LTD	1704000	8.45	1610000	94.48	7.98	0	0.00	0	0.00	0.00
30	SIRASE INVESTMENTS PVT LTD	83500	0.41	83500	100.00	0.41	0	0.00	0	0.00	0.00
31	SUKARA FINANCE & INVESTMENTS P L	50100	0.25	50100	100.00	0.25	0	0.00	0	0.00	0.00
32	TAJ EXIM INTERNATIONAL LTD	1500	0.01	0	0.00	0.00	0	0.00	0	0.00	0.00
33	ZEAL PACKAGING PVT LTD.	83500	0.41	83500	100.00	0.41	0	0.00	0	0.00	0.00
34	ZULEKHA TRADING & FINANCE PVT LT	297000	1.47	200000	67.34	0.99	0	0.00	0	0.00	0.00
35	ZULEKHA TRADING & FINANCE PVT LT	18000	0.09	0	0.00	0.00	0	0.00	0	0.00	0.00
TOTAL		10006027	49.60	4019356	40.17	19.92	0	0.00	0	0.00	0.00

(*) The term "encumbrance" has the same meaning as assigned to it in regulation 28(3) of the SAST Regulations, 2011

J Bakshi



(I)(c) Statement showing holding of securities (including shares, warrants, convertible securities) of persons belonging to the category "Public" and holding more than 1% of the total number of shares

Sr. No.	Name of the shareholder	Number of shares held	Shares as a percentage of total number of shares {i.e., Grand Total (A)+(B)+(C) indicated in Statement at para (I)(a) above}	Details of warrants		Details of convertible securities		Total shares (including underlying shares assuming full Conversion of warrants and convertible securities) as a % of diluted share capital
				Number of warrants held	As a % Total Number of warrants of the same Class	Number of convertible securities held	As a % Total Number of convertible securities of the same Class	
1	PRATIM RAMAN PATEL	443739	2.20	0	0.00	0.00	0	0.00
2	RAJ KUMAR	2551638	12.65	0	0.00	0.00	0	0.00
3	UNIPLAS INDIA LTD	500000	2.48	0	0.00	0.00	0	0.00
TOTAL		3495377	17.32	0	0.00	0.00	0	0.00

V. Balshi



(I)(c)(ii) Statement showing holding of securities (including shares, warrants, convertible securities) of persons (together with PAC) belonging to the category "Public" and holding more than 5% of the total number of shares of the company


Sr. No.	Name(s) of the shareholder(s) and the Persons Acting in Concert (PAC) with them	Number of shares	Shares as a percentage of total number of shares (i.e., Grand Total (A)+(B)+(C) indicated in Statement at	Details of warrants		Details of convertible		Total shares (including underlying shares assuming full Conversion of warrants and convertible securities) as a %
				Number of warrants	As a % Total Number of warrants of the same Class	Number of convertible securities held	% w.r.t Total Number of convertible securities of the same Class	
1	RAJ KUMAR	2551638	12.65	0	0.00	0	0.00	0.00
	TOTAL	2551638	12.65	0	0.00	0	0.00	0.00

v. Bhatti




(I)(d) Statement showing details of locked-in shares

Sr. No.	Name of the shareholder	Number of locked-in shares	Locked-in shares as a percentage of total number of shares (i.e., Grand Total (A)+(B)+(C) indicated in Statement of para (I)(a) above)	Promoter / Promoter Group / Public
1			0	0.00
	TOTAL		0	0.00



(II)(a) Statement showing details of Depository Receipts (DRs)

Sr. No.	Type of outstanding DR (ADRs, GDRs, SDRs, etc.)	Number of outstanding DRs	Number of shares underlying outstanding DRs	Shares underlying outstanding DRs as a percentage of total number of shares (i.e., Grand Total (A)+(B)+(C) indicated in Statement at para (I)(a) above)
1	TOTAL	0	0	0



(II)(b) Statement showing holding of Depository Receipts (DRs), where underlying shares held by 'promoter/promoter group' are in excess of 1% of the total number of shares

Sr. No.	Name of the DR Holder	Type of outstanding DR (ADRs, GDRs, SDRs. etc.)	Number of shares underlying outstanding DRs	Shares underlying outstanding DRs as a percentage of total number of shares (i.e., Grand Total (A)+(B)+(C) indicated in Statement at para (I)(a) above)
1			n	n
	TOTAL		n	n

