



Statement showing Shareholding Pattern

Name of the Company		: UFLEX LIMITED (formerly FLEX INDUSTRIES LIMITED)		
Scrip Code, Name of the Scrip, Class of Security		: 500148, Equity Shares		
Quarter Ended		: 31st December, 2014		
<b>Partly paid-up shares:</b>	No. of Partly paid-up shares	As a % of total no. of partly paid-up shares	As a % of total no. of shares of the Company	
Held by Promoter / Promoter Group	--	--	--	
Held by Public	--	--	--	
Total	--	--	--	
<b>Outstanding Convertible Securities:-</b>	No. of Outstanding Securities (FCCBs)	As a % of total no. of outstanding Convertible Securities	As a % of total no. of shares of the Company assuming full conversion of the Convertible Securities	
Held by Promoter / Promoter Group	--	--	--	
Held by Public	--	--	--	
Total	--	--	--	
<b>Warrants:</b>	No. of Warrants	As a % of Total No. of Warrants	As a % of total no. of shares of the Company assuming full conversion of Warrants	
Held by Promoter / Promoter Group	--	--	--	
Held by Public	--	--	--	
Total	--	--	--	
Total Paid-up capital of the company assuming full Conversion of Warrants and Convertible Securities		72211486		



Category Code	Category of Shareholder	Number of Shareholders	Total Number of Shares	Number of Shares held in dematerialized form	Total Shareholding as a Percentage of Total Number of Shares		Shares pledged or otherwise encumbered	
					As a percentage of (A+B)	As a percentage of (A+B+C)	Number of Shares	As a percentage (IX) = (VIII)/(IV)*100
(I)	(II)	(III)	(IV)	(V)	(VI)	(VII)	(VIII)	(IX) = (VIII)/(IV)*100
<b>(A)</b>	<b>Promoter and Promoter Group</b>							
<b>(1)</b>	<b>Indian</b>							
(a)	Individuals / Hindu Undivided Family	3	2321729	2321729	3.48	3.22	--	--
(b)	Central Government / State Government(s)							
(c)	Bodies Corporate	6	29065246	29065246	43.55	40.25	--	--
(d)	Financial Institutions / Banks	--	--	--	--	--	--	--
(e)	Any Other (specify)	--	--	--	--	--	--	--
	<b>Sub - Total (A)(1)</b>	<b>9</b>	<b>31386975</b>	<b>31386975</b>	<b>47.02</b>	<b>43.47</b>	--	--
<b>(2)</b>	<b>Foreign</b>							
(a)	Individuals (Non- Resident Individuals / Foreign Individuals)	--	--	--	--	--	--	--
(b)	Bodies Corporate	--	--	--	--	--	--	--
(c)	Institutions	--	--	--	--	--	--	--
(d)	Qualified Foreign Investor	--	--	--	--	--	--	--
(e)	Any Other (specify)	--	--	--	--	--	--	--
	<b>Sub - Total (A)(2)</b>	--	--	--	--	--	--	--
	<b>Total Shareholding of Promoter and Promoter Group (A) = (A)(1)+(A)(2)</b>	<b>9</b>	<b>31386975</b>	<b>31386975</b>	<b>47.02</b>	<b>43.47</b>	--	--
<b>(B)</b>	<b>Public Shareholding</b>							
<b>(1)</b>	<b>Institutions</b>							
(a)	Mutual Funds/ UTI	15	22715	685	0.03	0.03	--	--
(b)	Financial Institutions / Banks	22	42842	40054	0.06	0.06	--	--
(c)	Central Government / State Government(s)	--	--	--	--	--	--	--
(d)	Venture Capital Funds	--	--	--	--	--	--	--
(e)	Insurance Companies	--	--	--	--	--	--	--
(f)	Foreign Institutional Investors	74	5458489	5434285	8.18	7.56	--	--
(g)	Foreign Venture Capital Investors	--	--	--	--	--	--	--
(h)	Qualified Foreign Investor	--	--	--	--	--	--	--
(i)	Any Other (specify)	--	--	--	--	--	--	--
	<b>Sub - Total (B)(1)</b>	<b>111</b>	<b>5524046</b>	<b>5475024</b>	<b>8.28</b>	<b>7.65</b>	--	--



Category Code	Category of Shareholder	Number of Shareholders	Total Number of Shares	Number of Shares held in dematerialized form	Total Shareholding as a Percentage of Total Number of Shares		Shares pledged or otherwise encumbered	
					As a percentage of (A+B)	As a percentage of (A+B+C)	Number of Shares	As a percentage (IX) = (VIII)/(IV)*100
(I)	(II)	(III)	(IV)	(V)	(VI)	(VII)	(VIII)	(IX) = (VIII)/(IV)*100
(2)	<b>Non-Institutions</b>							
(a)	Bodies Corporate	880	8389276	8370150	12.57	11.62	--	--
(b)	Individuals-							
i.	Individual Shareholders holding Nominal Share Capital upto Rs.1 lakh	47012	9357369	8570444	14.02	12.96	--	--
ii.	Individual Shareholders holding nominal Share Capital in excess of Rs.1 lakh	112	6769976	6755073	10.14	9.38	--	--
(c)	Qualified Foreign Investor	--	--	--	--	--	--	--
(d)	Any Other (specify) - NRIs	479	5065158	5065158	7.59	7.01	--	--
	- Equity in Transit Position)	200	252846	252846	0.38	0.35	--	--
	<b>Sub - Total (B)(2)</b>	<b>48683</b>	<b>29834625</b>	<b>29013671</b>	<b>44.70</b>	<b>41.32</b>	--	--
	<b>Total Public Shareholding (B) = (B)(1)+(B)(2)</b>	<b>48794</b>	<b>35358671</b>	<b>34488695</b>	<b>52.98</b>	<b>48.97</b>	--	--
	<b>Total (A+B)</b>	<b>48803</b>	<b>66745646</b>	<b>65875670</b>	<b>100.00</b>	<b>92.43</b>	--	--
(C)	Shares held by Custodians and against which Depository Receipts have been Issued							
(1)	Promoter & Promoter Group	--	--	--	--	--	--	--
(2)	Public	1	5465840	5465840	--	7.57	--	--
	<b>GRAND TOTAL (A)+(B)+(C)</b>	<b>48804</b>	<b>72211486</b>	<b>71341510</b>	<b>100</b>	<b>100</b>	--	--



## (I)(b) Statement showing holding of securities (including shares, warrants, convertible securities) of persons belonging to the category "Promoter and Promoter Group"

Sr. No.	Name of the Shareholder	Details of Shares held		Encumbered shares (*)			Details of Warrants		Details of Convertible Securities		Total shares (including underlying shares assuming full conversion of warrants and convertible securities) as a % of diluted share capital
		Number of Shares held	As a % of grand total (A)+(B)+(C)	No.	As a percentage	As a % of grand total (A)+(B)+(C) of sub-clause (I)(a)	Number of Warrants held	As a % total number of warrants of the same class	Number of Convertible Securities	As a % total number of Convertible Securities of the same class	
(I)	(II)	(III)	(IV)	(V)	(VI) = (V) / (III)*100	(VII)	(VIII)	(IX)	(X)	(XI)	(XII)
1	FLEX INTERNATIONAL PVT LTD	9197577	12.74	--	--	--	--	--	--	--	12.74
2	ANSHIKA INVESTMENTS PVT LTD	5771092	7.99	--	--	--	--	--	--	--	7.99
3	A.R.LEASING PVT LTD	4994891	6.92	--	--	--	--	--	--	--	6.92
4	APOORVA EXTRUSION PVT LTD	4323162	5.99	--	--	--	--	--	--	--	5.99
5	ANSHIKA CONSULTANTS PVT LTD	3778524	5.23	--	--	--	--	--	--	--	5.23
6	ASHOK KUMAR CHATURVEDI	1264533	1.75	--	--	--	--	--	--	--	1.75
7	RASHMI CHATURVEDI	1041145	1.44	--	--	--	--	--	--	--	1.44
8	ANANT OVERSEAS PVT. LTD	1000000	1.38	--	--	--	--	--	--	--	1.38
9	ASHOK KUMAR CHATURVEDI (KARTA)	16051	0.02	--	--	--	--	--	--	--	0.02
	<b>Total</b>	<b>31386975</b>	<b>43.47</b>	--	--	--	--	--	--	--	<b>43.47</b>

(\*) The term "encumbrance" has the same meaning as assigned to it in regulation 28(3) of the SAST Regulations, 2011.





(l)(c)(i) Statement showing holding of securities (including shares, warrants, convertible securities) of persons belonging to the category "Public" and holding more than 1% of the total number of shares

Sr. No.	Name of the Shareholder	Number of Shares held	Shares as a percentage of total number of shares (i.e. Grand Total (A)+(B)+(c) indicated in Statement at para (l)(a) above)	Details of Warrants		Details of Convertible Securities		Total shares (including underlying shares assuming full conversion of warrants and convertible securities) as a % of diluted share capital
				Number of Warrants held	As a % total number of warrants of the same class	Number of Convertible Securities held	% w.r.t. total number of convertible securities of the same class	
1	DILIPKUMAR LAKHI	3053543	4.23	--	--	--	--	4.23
2	MONTAGE ENTERPRISES PRIVATE LIMITED	2204695	3.05	--	--	--	--	3.05
3	IL AND FS TRUST CO LTD	760385	1.05	--	--	--	--	1.05
<b>Total</b>		<b>6018623</b>	<b>8.33</b>	<b>--</b>	<b>--</b>			<b>8.33</b>



(l)(c)(ii) Statement showing holding of securities (including shares, warrants, convertible securities) of persons (together with PAC) belonging to the category "Public" and holding more than 5% of the total number of shares of the Company

Sr. No.	Name(s) of the shareholder(s) and the Persons Acting in Concert (PAC) with them	Number of Shares	Shares as a percentage of total number of shares (i.e. Grand Total (A)+(B)+(C) indicated in Statement at para (l)(a) above)	Details of Warrants		Details of Convertible Securities		Total shares (including underlying shares assuming full conversion of warrants and convertible securities) as a % of diluted share capital
				Number of Warrants held	As a % total number of warrants of the same class	Number of Convertible Securities held	% w.r.t. total number of convertible securities of the same class	
1	RICKY ISHWARDAS KIRPALANI PAC	2304373	3.19	--	--	--	--	3.19
2	- KESWANI HARESH	1969953	2.73	--	--	--	--	2.73
3	- ALISHA KIRPALANI	8292	0.01	--	--	--	--	0.01
4	- JOHNNY KIRPALANI	19543	0.03	--	--	--	--	0.03
5	- MALA SUNIL JHANGIANI	39742	0.06	--	--	--	--	0.06
6	- POOJA VIJAY ASSOMULL	13490	0.02	--	--	--	--	0.02
7	- POONAM I KIRPALANI	23493	0.03	--	--	--	--	0.03
8	- SASCHA KIRPALANI	1500	0.00	--	--	--	--	0.00
<b>Total</b>		<b>4380386</b>	<b>6.07</b>	<b>--</b>	<b>--</b>	<b>--</b>	<b>--</b>	<b>6.07</b>




(I)(d) Statement showing details of Locked-in Shares

Sr. No.	Name of Shareholder	Number of locked-in Shares	Locked-in Shares as a percentage of Total Number of Shares (i.e., Grand Total (A)+(B)+(C) ) indicated in Statement at para (I)(a) above}	Category
-NIL-				



(II)(a) Statement showing details of Depository Receipts (DRs)

Sr. No.	Type of outstanding DR (ADRs, GDRs, SDRs, etc.)	Number of outstanding DRs	Number of Shares underlying outstanding DRs	Shares underlying outstanding DRs as a Percentage of Total Number of Shares {i.e. Grand Total (A)+(B)+(C) indicated in statement at para (I)(a) above}
1	GDRs	2732920	5465840	7.57
	<b>TOTAL</b>	<b>2732920</b>	<b>5465840</b>	<b>7.57</b>



(II)(b) Statement showing Holding of Depository Receipts (DRs), where underlying shares held by 'Promoter/Promoter Group' are in excess of 1% of the Total Number of Share

Sr. No.	Name of DR Holder	Type of outstanding DR (ADRs, GDRs, SDRs, etc.)	Number of shares underlying outstanding DRs	Shares underlying outstanding DRs as a percentage of Total number of Shares {i.e. Grand Total (A)+(B)+(C ) indicated in statement at para (I)(a) above}
-NIL-				

