

Introductory sub-table (I)(a)

CLAUSE 35			
Introductory sub-table (I)(a)			
NAME OF THE COMPANY : UV BOARDS LIMITED			
SCRIP CODE : 526957 NAME OF THE SCRIP : CLASS OF SECURITY : EQUITY			
QUARTER ENDED :			
SHAREHOLDING PATTERN AS ON : 31-Mar-2015			
Partly paid-up shares:-	No. of partly paid-up shares	As a % of total no. of partly paid-up shares	As a % of total no. of shares of the company
Held by promoter/promoter group			
Held by public			
Total - D			
Outstanding convertible securities:-	No. of outstanding securities	As a % of total no. of outstanding convertible securities	As a % of total no. of shares of the company, assuming full conversion of the convertible securities
Held by promoter/promoter group			
Held by public			
Total - E			
Warrants:-	No. of warrants	As a % of total no. of warrants	As a % of total no. of shares of the company, assuming full conversion of warrants
Held by promoter/promoter group			
Held by public			
Total - F			
Total paid-up capital of the company, assuming full Conversion of warrants and convertible securities	15242850		



N. Srinivasan

TABLE (I)(a)

Statement Showing Shareholding Pattern								
Category code	Category of Shareholder	Number of Shareholders	Table (I)(a)				Shares Pledged or otherwise encumbered	
			Total number of shares	Number of shares held in dematerialized form	Total shareholding as a percentage of total		Number of shares	As a percentage (IX)= (VIII)/(IV)*100
					AS A % OF (A+B)	AS A % OF (A+B+C)		
(I)	(II)	(III)	(IV)	(V)	(VI)	(VII)	(VIII)	(IX)
A. SHAREHOLDING OF PROMOTER AND PROMOTER GROUP								
1	INDIAN							
a.	INDIVIDUALS/HINDU UNDIVIDED FAMILY	0	0	0	0.0000	0.0000	0	0.0000
b.	CENTRAL GOVERNMENT/ STATE GOVERNMENT(S)	0	0	0	0.0000	0.0000	0	0.0000
c.	BODIES CORPORATE	6	9473858	9473858	62.1527	62.1527	0	0.0000
d.	FINANCIAL INSTITUTIONS/ BANKS	0	0	0	0.0000	0.0000	0	0.0000
e.	ANY OTHER							
	SUB - TOTAL (A)(1)	6	9473858	9473858	62.1527	62.1527	0	0.0000
2	FOREIGN							
a.	INDIVIDUALS (NON-RESIDENT INDIVIDUALS/ FOREIGN INDIVIDUALS)	0	0	0	0.0000	0.0000	0	0.0000
b.	BODIES CORPORATE	0	0	0	0.0000	0.0000	0	0.0000
c.	INSTITUTIONS	0	0	0	0.0000	0.0000	0	0.0000
d.	QUALIFIED FOREIGN INVESTOR	0	0	0	0.0000	0.0000	0	0.0000
e.	ANY OTHER							
	SUB - TOTAL (A)(2)	0	0	0	0.0000	0.0000	0	0.0000
	TOTAL SHARE HOLDING OF PROMOTER AND PROMOTER GROUP (A) = (A)(1)+(A)(2)	6	9473858	9473858	62.1527	62.1527	0	0.0000
B. PUBLIC SHAREHOLDING								
1	INSTITUTIONS							
a.	MUTUAL FUNDS/UTI	0	0	0	0.0000	0.0000	NA	NA
b.	FINANCIAL INSTITUTIONS/ BANKS	0	0	0	0.0000	0.0000	NA	NA
c.	CENTRAL GOVERNMENT/ STATE GOVERNMENT(S)	0	0	0	0.0000	0.0000	NA	NA
d.	VENTURE CAPITAL FUNDS	0	0	0	0.0000	0.0000	NA	NA
e.	INSURANCE COMPANIES	0	0	0	0.0000	0.0000	NA	NA
f.	FOREIGN INSTITUTIONAL INVESTORS	0	0	0	0.0000	0.0000	NA	NA
g.	FOREIGN VENTURE CAPITAL INVESTORS	0	0	0	0.0000	0.0000	NA	NA
h.	QUALIFIED FOREIGN INVESTOR	0	0	0	0.0000	0.0000	NA	NA
i.	ANY OTHER							
	SUB - TOTAL (B)(1)	0	0	0	0.0000	0.0000	NA	NA
2	NON-INSTITUTIONS							
a.	BODIES CORPORATE	73	2490784	2383234	16.3406	16.3406	NA	NA
b.	INDIVIDUALS -							
	II INDIVIDUAL SHAREHOLDERS HOLDING NOMINAL SHARE CAPITAL UPTO RS. 1 LAKH	2215	2219678	1219415	14.5620	14.5620	NA	NA
	II INDIVIDUAL SHAREHOLDERS HOLDING NOMINAL SHARE CAPITAL IN EXCESS OF RS. 1 LAKH	7	936998	936998	6.1471	6.1471	NA	NA
c.	QUALIFIED FOREIGN INVESTOR	0	0	0	0.0000	0.0000	NA	NA
d.	ANY OTHER							
	CLEARING MEMBERS	8	3668	3668	0.0240	0.0240	NA	NA
	HINDU UNDIVIDED FAMILIES	29	105864	105864	0.6945	0.6945	NA	NA
	NON RESIDENT INDIANS	3	12000	12000	0.0787	0.0787	NA	NA
		40	121532	121532	0.7973	0.7973	NA	NA
	SUB - TOTAL (B)(2)	2335	5768992	4661179	37.8472	37.8472	NA	NA
	TOTAL PUBLIC SHAREHOLDING (B) = (B)(1)+(B)(2)	2335	5768992	4661179	37.8472	37.8472	NA	NA
	TOTAL (A)+(B)	2341	15242850	14135037	100.0000	100.0000	NA	0.0000
C. SHARES HELD BY CUSTODIANS AND AGAINST WHICH DEPOSITORY RECEIPTS HAVE BEEN ISSUED								
	Promoter and Promoter Group	0	0	0	0.0000	0.0000	NA	NA
	Public	0	0	0	0.0000	0.0000	NA	NA
	TOTAL CUSTODIAN (C)	0	0	0	0.0000	0.0000	NA	NA
	GRAND TOTAL (A)+(B)+(C)	2341	15242850	14135037	100.0000	100.0000	0	0.0000



Promoters

UV BOARDS LIMITED

(I)(b) Statement showing holding of securities (including shares, warrants, convertible securities) of persons belonging to the


category "Promoter and Promoter Group" - 31-Mar-2015

Sr.No	Name of the shareholder	Details of Shares held			Encumbered shares (*)			Details of warrants			Details of convertible securities		Total shares (including underlying shares assuming full conversion of warrants and convertible securities) as a % of diluted
		No. of Shares held	As a % of grand total (A)+(B)+(C)	No. of Shares held	As a percentage (VI)= (V)/(III)*100	As a % of grand total (A)+(B)+(C) of sub-clause	Number of warrants held	As a % total number of warrants of the same class	Number of convertible securities held	As a % total number of convertible securities of the same class	(X)	(XI)	
(I)		(III)	(IV)	(V)	(VI)= (V)/(III)*100	(VII)	(VIII)	(IX)	(X)	(XI)	(XII)		
		2222097	14.5779	0	0.0000	0.0000	0	0.0000	0	0.0000	14.5779		
	1 S P ADVISORS PVT LTD	2224444	14.5933	0	0.0000	0.0000	0	0.0000	0	0.0000	14.5933		
	2 KNS EXPORTS PVT LTD	1500000	9.8406	0	0.0000	0.0000	0	0.0000	0	0.0000	9.8406		
	3 FULFORD SALES PVT LTD	2001000	13.1274	0	0.0000	0.0000	0	0.0000	0	0.0000	13.1274		
	4 NAVSARI COMMODITIES PRIVATE LIMITED	1373925	9.0135	0	0.0000	0.0000	0	0.0000	0	0.0000	9.0135		
	5 DUGAR MERCANDISE PRIVATE LIMITED	152392	0.9997	0	0.0000	0.0000	0	0.0000	0	0.0000	0.9997		
	6 RAIMCOM SALES PRIVATE LIMITED	9473858	62.1527	0	0.0000	0.0000	0	0.0000	0	0.0000	62.1527		
	TOTAL												



Public_Above_1%


UV BOARDS LIMITED								
(l)(c)(i) Statement showing holding of securities (including shares, warrants, convertible securities) of persons belonging to the category "Public" and holding more than 1% of the total number of shares - 31-Mar-2015								
Sr.No	Name of the shareholder	No. of Shares held	Shares as a percentage of total number of shares {i.e., Grand Total (A)+(B)+(C) indicated in Statement at para(l)(a)}	Details of warrants		Details of convertible securities		Total shares (including underlying shares assuming full conversion of warrants and convertible securities) as a % of diluted
				Number of warrants held	As a % total number of warrants of the same class	Number of convertible securities held	% w.r.t total number of convertible securities of the same class	
1	S M MERCANTILES PVT LTD	153750	1.0086	0	0.0000	0	0.0000	1.0086
2	REMEX INVESTMENT PVT LTD	1200000	7.8725	0	0.0000	0	0.0000	7.8725
3	DEEKSHA MARKETING PVT LTD	651456	4.2738	0	0.0000	0	0.0000	4.2738
4	PARIMAL JITENDRAKUMAR SHAH	288397	1.8920	0	0.0000	0	0.0000	1.8920
	TOTAL	2293603	15.0470	0	0.0000	0	0.0000	15.0470



Public_Above_5%

UV BOARDS LIMITED

(i)(c)(ii) Statement showing holding of securities (including shares, warrants, convertible securities) of persons (together with PAC) belonging to the category "Public" and holding more than 5% of the total number of shares of the company - 31-Mar-2015									
Sr.No	Name(s) of the shareholder(s) and the Persons acting in Concert (PAC) with them	No. of Shares held	Shares as a percentage of total number of shares (i.e., Grand Total (A)+(B)+(C) indicated in Statement at para(l)(a)	Details of warrants		Details of convertible securities		Total shares (including underlying shares assuming full conversion of warrants and convertible securities) as a % of diluted	
				Number of warrants held	As a % total number of warrants of the same class	Number of convertible securities held	% w.r.t total number of convertible securities of the same class		
1	IREMEX INVESTMENT PVT LTD	1200000	7.8725	0	0.0000	0	0.0000	7.8725	
	TOTAL	1200000	7.8725	0	0.0000	0	0.0000	7.8725	




UV BOARDS LIMITED				
(I)(d) Statement Showing Details of Locked-In Shares - 31-Mar-2015				
Sr.No	Name of the shareholder	Number of Locked In Shares	Locked-In Shares As A % Of Total Number of Shares {i.e., Grand Total (A)+(B)+(C) Indicaetd in Statement at Para (I)(a) Above}	Promoter / Promoter Group / Public
	NIL			



Depository Receipts


UV BOARDS LIMITED				
(I)(a) Statement Showing Details of Depository Receipts (DRs) - 31-Mar-2015				
Sr.No	Type of Outstanding DR (ADRs, GDRs, SDRs,etc.)	Number of Outstanding DRs	Number of Shares Underlying Outstanding DRs	Shares Underlying Outstanding DRs As A % OF Total Number of Shares {i.e., Grand Total (A)+(B)+(C) Indicated in Statement at Para (I)(a) Above}
	NIL			



UV BOARDS LIMITED

(II)(b) STATEMENT SHOWING HOLDING OF DEPOSITORY RECEIPTS (DRs), WHERE UNDERLYING SHARES HELD BY PROMOTER/PROMOTER GROUP ARE IN EXCESS OF 1% OF THE TOTAL NUMBER OF SHARES - 31-Mar-2017

Sr.No	NAME OF THE DR HOLDER	Type of Outstanding DR (ADRs, GDRs, SDRs, etc.)	Number of Shares Underlying Outstanding DRs	Shares Underlying Outstanding DRs As A % OF Total Number of Shares {i.e., Grand Total (A)+(B)+(C) Indicated in Statement at Para (I)(a) Above}
	NIL			



Voting Pattern

UV BOARDS LIMITED							
(III)(a) Statement showing the Voting Pattern of Shareholders, If more than one class of Shares / Securities is issued by the issuer. - 31-Mar-2015							
Sr.No	Category of Share Holder	Number of Voting Rights Held in each class of Securities			Total Voting Rights (III+IV+V)	Total Voting Rights i.e.(VI)	
		CLASS X (III)	CLASS Y (IV)	CLASS Z (V)		AS A % OF (A+B) (VII)	AS A % OF (A+B+C) (VIII)
(A)	PROMOTER AND PROMOTER GROUP						
(1)	INDIAN						
(a)	INDIVIDUALS/HINDU UNDIVIDED FAMILY						
(b)	CENTRAL GOVERNMENT / STATE GOVERNMENT(S)						
(c)	BODIES CORPORATE						
(d)	FINANCIAL INSTITUTIONS / BANKS						
(e)	ANY OTHER (SPECIFY)						
	SUB-TOTAL(A)(1)						
(2)	FOREIGN						
	INDIVIDUALS (NON-RESIDENT INDIVIDUALS / FOREIGN INDIVIDUALS)						
(a)	INDIVIDUALS (NON-RESIDENT INDIVIDUALS / FOREIGN INDIVIDUALS)						
(b)	BODIES CORPORATE						
(c)	INSTITUTIONS						
(d)	ANY OTHER						
	SUB-TOTAL(A)(2)						
	TOTAL SHAREHOLDING OF PROMOTER AND PROMOTER GROUP (A)=(A)(1)+(A)(2)						
(B)	PUBLIC SHAREHOLDING						
(1)	INSTITUTIONS						
(a)	MUTUAL FUNDS / UTI						
(b)	FINANCIAL INSTITUTIONS / BANKS						
(c)	CENTRAL GOVERNMENT / STATE GOVERNMENT(S)						
(d)	VENTURE CAPITAL FUNDS						
(e)	INSURANCE COMPANIES						
(f)	FOREIGN INSTITUTIONAL INVESTORS						
(g)	FOREIGN VENTURE CAPITAL INVESTORS						
(h)	ANY OTHER (SPECIFY)						
	SUB-TOTAL(B)(1)						
(2)	NON-INSTITUTIONS						
(a)	BODIES CORPORATE						
	INDIVIDUALS -						
(b)	I.INDIVIDUAL SHAREHOLDERS HOLDING NOMINAL SHARECAPITAL UP TO RS. 1 LAKH						
	II.INDIVIDUAL SHAREHOLDERS HOLDING NOMINAL SHARECAPITAL IN EXCESS OF RS. 1 LAKH						
(c)	ANY OTHER (SPECIFY)						
	SUB-TOTAL(B)(2)						
	TOTAL PUBLIC SHAREHOLDING (B)=(B)(1)+(B)(2)						
(2)	TOTAL (A)+(B)						
(C)	SHARES HELD BY CUSTODIANS AND AGAINST WHICH DEPOSITORY RECEIPTS HAVE BEEN ISSUED						
	GRAND TOTAL (A)+(B)+(C)						

