


(2)(a) STATEMENT SHOWING SHAREHOLDING PATTERN IN CLAUSE-35

NAME OF THE COMPANY: UCO BANK				
SCRIP CODE:	532505	Name of the Scrip:		
Class of Security:				
QUARTER ENDED:	31/12/2014			
Partly paid-up shares	No. of partly paid-up shares	As a % of total no. of partly paid-up shares	As a % of total no. of shares of the Company.	
Held by promoter/promoter group	0	0	0	
Held by Public	0	0	0	
Total:	0	0	0	
Outstanding convertible securities:	No. of outstanding securities	As a % of total no. of outstanding convertible securities.	As a % of total no. of shares of the Company assuming full conversion of the convertible securities	
Held by promoter/promoter group	0	0	0	
Held by Public	0	0	0	
Total:	0	0	0	
Warrants:	No. of warrants	As a % of total no. of warrants	As a % of total no. of shares of the Company, assuming full conversion of warrants	
Held by promoter/promoter group	0	0	0	
Held by Public	0	0	0	
Total:	0	0	0	
Total paid-up capital of the Company, assuming full conversion of warrants and convertible securities	1014709162	0	100.00	




69


CATEGORY CODE	CATEGORY OF SHAREHOLDER	NO OF SHAREHOLDERS	TOTAL NUMBER OF SHARES	NO OF SHARES HELD IN DEMATERIALIZED FORM	TOTAL SHAREHOLDING AS A % OF TOTAL NO OF SHARES		SHARES PLEDGE OR OTHERWISE ENCUMBERED
					AS a PERCENTAGE of (A+B) (VI)	AS a PERCENTAGE of (A+B+C) (VII)	
(A)	PROMOTER AND PROMOTER GROUP	(III)	(IV)	(V)	(VI)	(VII)	(VIII) AS a PERCENTAGE (IX)=(VIII)/(IV)*100
(1)	INDIAN						
(a)	Individual /HUF	0	0	0	0.00	0.00	0.00
(b)	Central Government/State Government(s)	1	783333288	783333288	77.20	77.20	0.00
(c)	Bodies Corporate	0	0	0	0.00	0.00	0.00
(d)	Financial Institutions / Banks	0	0	0	0.00	0.00	0.00
(e)	Others	0	0	0	0.00	0.00	0.00
	Sub-Total A(1) :	1	783333288	783333288	77.20	77.20	0.00
(2)	FOREIGN						
(a)	Individuals (NRIs/Foreign Individuals)	0	0	0	0.00	0.00	0.00
(b)	Bodies Corporate	0	0	0	0.00	0.00	0.00
(c)	Institutions	0	0	0	0.00	0.00	0.00
(d)	Qualified Foreign Investor	0	0	0	0.00	0.00	0.00
(e)	Others	0	0	0	0.00	0.00	0.00
	Sub-Total A(2) :	0	0	0	0.00	0.00	0.00
	Total A=A(1)+A(2)	1	783333288	783333288	77.20	77.20	0.00
(B)	PUBLIC SHAREHOLDING						
(1)	INSTITUTIONS						
(a)	Mutual Funds /UTI	14	2798920	2798920	0.28	0.28	0.00
(b)	Financial Institutions /Banks	18	20098025	20098025	1.98	1.98	0.00
(c)	Central Government / State Government(s)	0	0	0	0.00	0.00	0.00
(d)	Venture Capital Funds	0	0	0	0.00	0.00	0.00
(e)	Insurance Companies	14	76711545	76711545	7.56	7.56	0.00
(f)	Foreign Institutional Investors	68	40837955	40837955	4.02	4.02	0.00
(g)	Foreign Venture Capital Investors	0	0	0	0.00	0.00	0.00
(h)	Qualified Foreign Investor	0	0	0	0.00	0.00	0.00
(i)	Others	0	0	0	0.00	0.00	0.00
	Sub-Total B(1) :	114	140446445	140446445	13.84	13.84	0.00




CATEGORY CODE	CATEGORY OF SHAREHOLDER	NO OF SHAREHOLDERS (iii)	TOTAL NUMBER OF SHARES (iv)	NO OF SHARES HELD IN DEMATERIALIZED FORM (v)	TOTAL SHAREHOLDING AS A % OF TOTAL NO OF SHARES		SHARES PLEDGE OR OTHERWISE ENCUMBERED
					AS a PERCENTAGE of (A+B) (vi)	AS a PERCENTAGE of (A+B+C) (vii)	
(2)	NON-INSTITUTIONS						
(a)	Bodies Corporate	1805	14082514	14018914	1.39	1.39	
(b)	Individuals						
	(i) Individuals holding nominal share capital upto Rs.1 lakh	301229	64671307	53467193	6.37	6.37	
	(ii) Individuals holding nominal share capital in excess of Rs.1 lakh	232	9082665	8932065	0.90	0.90	
(c)	TRUSTS						
	NON-RESIDENT INDIANS	20	472220	470520	0.05	0.05	
	CLEARING MEMBERS	1267	1672779	1175779	0.16	0.16	
(d)	Qualified Foreign Investor	366	947944	947944	0.09	0.09	
	0	0	0	0	0.00	0.00	
	Sub-Total B(2) :	304919	90929429	79012415	8.96	8.96	
	Total B=B(1)+B(2) :	305033	231375874	219458860	22.80	22.80	
	Total (A+B) :	305034	1014709162	1002792148	100.00	100.00	
(C)	Shares held by custodians, against which Depository Receipts have been issued						
(1)	Promoter and Promoter Group						
(2)	Public	0	0	0	0.00	0.00	
	GRAND TOTAL (A+B+C) :	305034	1014709162	1002792148	100.00	0.00	0.00




STATEMENT SHOWING DETAILS OF DEPOSITORY RECEIPTS (DRS)			
(i)(a)			
Sr.No.	Type of outstanding DR (ADRs,GDRs,SDRs,etc.)	Number of outstanding DRS	Number of shares underlying outstanding DRS
		0	0
	TOTAL :	0	0
			Shares underlying outstanding DRS as a percentage of total number of shares (i.e., Grand Total (A)+(B)+(C) Indicated in Statement at Para(i)(a) above)
			0



(i) (b)	Statement showing holding of securities (including shares, warrants, convertible securities) of persons belonging to the category "Promoter and Promoter Group"											
	Name of the Shareholder	Details of Shares held	Encumbered shares (*)			Details of Warrants		Details of convertible securities		Underlying shares assuming full conversion of warrants and convertible securities) as a % of diluted share capital		
Sr. No		No. of Shares held (iii)	As a % of grand total (A)+(B)+(C) (iv)	Pledge Shares (v)	AS a percentage (vi)=(v)/(iii)*100 (vii)	As a % of grand total (A) + (B) + (C) of sub-clause (i)(a) (viii)	Number of warrants held (ix)	As a % total number of warrants of the same class (x)	Number of convertible securities held (xi)	As a % total number of convertible securities of the same class (xii)	(xiii)	
1	PRESIDENT OF INDIA	783333288	77.20	0	0.00	0.00	0	0.00	0	0.00	77.20	
	TOTAL :	783333288	77.20	0	0.00	0.00	0	0.00	0	0.00	77.20	




Statement showing Holding of Depository Receipts (DRs), where underlying shares held by "Promoter/Promoter group" are in excess of 1% of the total number shares.				
(ii)(b)				
Sr.No.	Name of the DR Holder	Type of outstanding DR (ADRs, GDRs, SDRs, etc.)	Number of shares underlying outstanding DRs	Shares underlying outstanding DRs as a percentage of total number of shares (i.e., Grand Total (A)+(B)+(C) indicated in Statement at para(i)(a) above}
	TOTAL :		0	0



61

(i)(c)(ii)	Statement showing holding of securities (including shares, warrants, convertible securities) of persons belonging to the category "Public" and holding more than 1% of the total number of shares	Number of shares held	Shares as a Percentage of total number of shares (i.e., Grant total (A)+(B)+(C) Indicated in Statement at para (i)(a) above)	Details of warrants		Details of convertible securities		Total shares (including underlying shares assuming full conversion of warrants and convertible securities) as a % of diluted share capital
				Number of warrants held	As a % total number of warrants of the same class	Number of convertible securities held	% w.r.t total number of convertible securities of the same class	
1	LIFE INSURANCE CORPORATION OF INDIA	69375778	6.84	0	0.00	0	0.00	6.84
2	LIFE INSURANCE CORPORATION OF INDIA P & GS FUND	18794071	1.85	0	0.00	0	0.00	1.85
	TOTAL :	88169849	8.69	0	0.00	0	0.00	8.69



61

(U) (G) (U)	Statements showing holding of securities (including shares, warrants, convertible securities) of persons (together with PAC) belonging to the category "Public" and holding more than 5% of the total number of shares of the company	Number of shares held	Shares as a percentage of total number of shares (i.e., Grant total (A)-(B)-(C) indicated in Statement at para (i)(a) above)	Details of warrants	Details of convertible securities	Total shares (including underlying shares assuming full conversion of warrants and convertible securities) as a % of diluted share capital
Sr. No.	Name(s) of the shareholder(s) and the Persons Acting in Concert (PAC) with them			As a % total number of warrants of the same class	% w.r.t total number of convertible securities of the same class	
1	LIFE INSURANCE CORPORATION OF INDIA	69375778	6.84	0	0	6.84
	TOTAL :	69375778	6.84	0	0	6.84

