


(1)(a) Statement showing Shareholding Pattern


Name of the Company : Tuni Textile Mills Limited			
Name of the scrip : TUNITEX			
Scrip Code : 531411		Class of Security : Equity Shares	
Quarter ended: 31st March 2015			
Partly paid-up shares:-	No. of partly paid-up shares	As a % of total no. of partly paid-up shares	As a % of total no. of shares of the company
Held by promoter/promoters group	Nil	Nil	Nil
Held by public	Nil	Nil	Nil
<b>Total</b>	<b>Nil</b>	<b>Nil</b>	<b>Nil</b>
Outstanding convertible securities:-	No. of outstanding securities	As a % of total No. of outstanding convertible securities	As a % of total no. of shares of the company, assuming full conversion of the convertible securities
Held by promoter/promoter group	Nil	Nil	Nil
Held by public	Nil	Nil	Nil
<b>Total</b>	<b>Nil</b>	<b>Nil</b>	<b>Nil</b>
Warrants:-	No. of warrants	As a % of total no. of warrants	As a % of total no. of shares of the company, assuming full conversion of warrants
Held by promoter/ promoter group	Nil	Nil	Nil
Held by public	Nil	Nil	Nil
<b>Total</b>	<b>Nil</b>	<b>Nil</b>	<b>Nil</b>
Total paid-up capital of the company assuming full conversion of warrants and convertible securities	130,631,000		



## (1)(a) Statement showing Shareholding Pattern under Clause 35 of the Listing Agreement

Name of the Company:		TUNI TEXTILE MILLS LIMITED						
Scrip Code : 531411		Quarter ended:			31st March 2015			
Category code	Category of shareholder	Number of shareholders	Total number of shares	Number of shares held in dematerialized form	Total shareholding as a percentage of total number of		Shares Pledged or otherwise encumbered	
					As a percentage of (A+B)	As a percentage of (A+B+C)	Number of Shares	As a Percentage
(A)	Shareholding of Promoter and Promoter Group						(VIII)	(IX)=(VIII)/(VI)*100
-1	Indian							
(a)	Individuals/ Hindu Undivided Family	-	-	-	0.00%	0.00%	-	-
(b)	Central Government/ State Government(s)	-	-	-	0.00%	0.00%	-	-
(c)	Bodies Corporate	-	-	-	0.00%	0.00%	-	-
(d)	Financial Institutions/ Banks	-	-	-	0.00%	0.00%	-	-
(e)	Any Other - Specify	-	-	-	0.00%	0.00%	-	-
	Directors	4	21,791,500	21,791,500	16.68%	16.68%	-	-
	Directors Relatives	6	6,591,250	6,591,250	5.05%	5.05%	-	-
	Sub-Total (A)(1)	10	28,382,750	28,382,750	21.73%	21.73%	-	-
-2	Foreign							
(a)	Individuals (Non-Resident Individuals/ Foreign Individuals)	-	-	-	0.00%	0.00%	-	-
(b)	Bodies Corporate	-	-	-	0.00%	0.00%	-	-
(c)	Institutions	-	-	-	0.00%	0.00%	-	-
(d)	Qualified Foreign Investor	-	-	-	0.00%	0.00%	-	-
(e)	Any Other (specify)	-	-	-	0.00%	0.00%	-	-
	Sub-Total (A)(2)	-	-	-	0.00%	0.00%	-	-
	Total Shareholding of Promoter and Promoter Group (A) = (A)(1)+(A)(2)	10	28,382,750	28,382,750	21.73%	21.73%	-	-
(B)	Public shareholding				0.00%	0.00%	N.A.	N.A.
-1	Institutions				0.00%	0.00%	N.A.	N.A.
(a)	Mutual Funds/ UTI	1	494,000	-	0.38%	0.00%	-	-
(b)	Financial Institutions/ Banks	-	-	-	0.00%	0.00%	-	-
(c)	Central Government/ State Government(s)	-	-	-	0.00%	0.00%	-	-
(d)	Venture Capital Funds	-	-	-	0.00%	0.00%	-	-
(e)	Insurance Companies	-	-	-	0.00%	0.00%	-	-
(f)	Foreign Institutional Investors	1	359	359	0.00%	0.00%	-	-
(g)	Foreign Venture Capital Investors	-	-	-	0.00%	0.00%	-	-
(h)	Qualified Foreign Investors	-	-	-	0.00%	0.00%	-	-
(i)	Any Other (specify)	-	-	-	0.00%	0.00%	-	-
	Sub-Total (B)(1)	2	494,359	359	0.38%	0.00%	-	-
-2	Non-institutions				0.00%	0.00%		
(a)	Bodies Corporate	205	19,152,131	19,077,131	14.66%	14.66%	N.A.	N.A.
(b)	Individuals -				0.00%	0.00%		
i.	Individual shareholders holding nominal share capital up to Rs. 1 lakh.	5,237	44,030,460	43,051,460	33.71%	33.71%		
ii.	Individual shareholders holding nominal share capital in excess of Rs. 1 lakh.	120	30,436,600	30,309,600	23.30%	23.30%		
(c)	Qualified Foreign Investors	-	-	-	0.00%	0.00%		
(d)	Any Other (specify) -					0.00%		
	NRI .....	58	4,937,411	4,932,411	3.78%	3.78%		
	Foreign Corporate Bodies .....	-	-	-	0.00%	0.00%		
	Trust .....	-	-	-	0.00%	0.00%		
	Hindu Undivided Family .....	94	2,516,261	2,516,261	1.93%	1.93%		
	Clearing Members .....	9	681,028	681,028	0.52%	0.52%		
	Sub-Total (B)(2)	5,723	101,753,891	100,567,891	77.89%	77.89%		
	Total Public Shareholding (B) = (B)(1)+(B)(2)	5,725	102,248,250	100,568,250	78.27%	78.27%	N.A.	N.A.
	TOTAL (A)+(B)	5,735	130,631,000	128,951,000	100.00%	100.00%		
(C)	Shares held by Custodians and against which Depository Receipts have been issued				0.00%	0.00%		
(1)	Promoter and Promoter Group	-	-	-	0.00%	0.00%	-	-
(2)	Public	-	-	-	0.00%	0.00%	N.A.	N.A.
	TOTAL (C)	-	-	-	0.00%	0.00%		
	GRAND TOTAL (A)+(B)+(C)		130,631,000	128,951,000	100.00%	100.00%		

Notes : Not Any



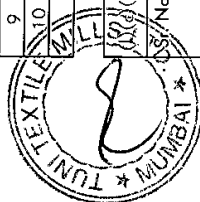
Name of the Company: **TUNI TEXTILE MILLS LIMITED** Quarter ended: **31st March 2015**

Scrip Code : 531411 Statement showing Shareholding of persons belonging to the category "Promoter and Promoter Group"

Sr. No.	Name of the shareholder	Details of Shares held		Encumbered Shares		Details of Warrants		Details of Convertible Securities		Total shares (including underlying shares assuming full conversion of warrants and convertible securities) as a % of diluted share capital
		Number of shares	As a % of Grand Total (A)+(B)+(C)	Number	As a % of Grand Total (A)+(B)+(C) of Sub-Clause (I)(a)	Number of Warrants held	As a % of Total No. of Warrants of the same Class	Number of Convertible Securities held	As a % of Total No. of Securities of the same Class	
(I)	(II)	(III)	(IV)	(V)	(VI)=(V)/(III)*100	(VII)	(XI)	(VIII)	(X)	(XII)
1	Prabhu Dayal Sureka	8,713,000	6.67%	-	-	-	-	-	-	6.67%
2	Narendra Kr. Sureka	6,797,500	5.90%	-	-	-	-	-	-	5.20%
3	Pradep Kr Sureka	5,115,500	3.92%	-	-	-	-	-	-	3.92%
4	Narendra Kr. Sureka	3,148,500	2.41%	-	-	-	-	-	-	2.41%
5	Urmila Devi Sureka	1,633,750	1.25%	-	-	-	-	-	-	1.25%
6	Annapurna Devi P Sureka	1,165,500	0.89%	-	-	-	-	-	-	0.89%
7	Archit P Sureka	1,100,000	0.84%	-	-	-	-	-	-	0.84%
8	Pradep Kr Sureka	648,000	0.50%	-	-	-	-	-	-	0.50%
9	Nelha N Sureka	36,000	0.03%	-	-	-	-	-	-	0.03%
10	Ruchi N Sureka	25,000	0.02%	-	-	-	-	-	-	0.02%
	<b>TOTAL</b>	<b>98,382,750</b>	<b>21.73%</b>	-	-	-	-	-	-	<b>21.73%</b>

Statement showing holding of securities (including shares, warrants, convertible securities) of persons belonging to the category "Public" and holding more than 1% of the total number of shares.

Sr. No.	Name of the shareholder	Total Shares Held		Details of Warrants		Details of Convertible Securities		Total shares (including underlying shares assuming full conversion of warrants and convertible securities) as a % of diluted share capital
		Number of shares	As a % of Grand Total (A)+(B)+(C)	Number of Warrants held	As a % of Total No. of Warrants of the same Class	Number of Convertible Securities held	As a % of Total No. of Warrants of the same Class	
(I)	(II)	(III)	(IV)	(V)	(VI)	(VII)	(VIII)	(IX)
1	Shilpa Agarwal	2,872,000	2.20%	-	-	-	-	2.20%
2	True Capital & Finance Limited	2,078,000	1.59%	-	-	-	-	1.59%
4	Anugraha Stock & Broking Pvt. Ltd.	2,068,105	1.58%	-	-	-	-	1.58%
5	Sunil Sharma	1,731,400	1.33%	-	-	-	-	1.33%
6	Vijaya Devi	1,583,000	1.21%	-	-	-	-	1.21%
7	Hillview Impex Pvt. Ltd.	1,460,500	1.12%	-	-	-	-	1.12%
	<b>TOTAL</b>	<b>11,793,005</b>	<b>9.03%</b>	-	-	-	-	<b>9.03%</b>



Sr. No.	Name(s) of the shareholder(s) and the Persons Acting in Concert (PAC) with them	Total Shares Held		Details of Warrants		Details of Convertible Securities		Total shares (including underlying shares assuming full conversion of warrants and convertible securities) as a % of diluted share capital
		Number of shares	As a % of Grand Total (A)+(B)+(C)	Number of Warrants held	As a % of Total No. of Warrants of the same Class	Number of Convertible Securities held	As a % of Total No. of Warrants of the same Class	
1	N.A.	-	0.00%	-	-	-	-	-

(1)(d)		Statement showing details of locked-in shares	
Sr. No.	Name of the shareholder	Number of locked-in shares	Locked-in shares as a percentage of total number of shares (i.e., Grand Total (A) + (B) + (C) indicated in Statement at para (1)(a) above)
1	N.A.	-	0.00%
TOTAL		-	0.00%
			Not Applicable



Name of the Company:	TUNI TEXTILE MILLS LIMITED	
Scrip Code: 531411	Quarter ended:	31st March 2015

(II)(a)

Statement showing details of Depository Receipts (DRs)

Sr. No.	Type of outstanding DR (ADRs, GDRs, SDRs, etc.)	Number of outstanding DRs	Number of shares underlying outstanding DRs	Shares underlying outstanding DRs as a percentage of total number of shares {i.e., Grand Total (A)+(B)+(C) indicated in Statement at para (I)(a) above}
1				
2				
TOTAL				

(II)(b) Statement showing Holding of Depository Receipts (DRs), where underlying shares are in excess of 1% of the total number of shares

Sr. No.	Name of the DR Holder	Type of outstanding DR (ADRs, GDRs, SDRs, etc.)	Number of shares underlying outstanding DRs	Shares underlying outstanding DRs as a percentage of total number of shares {i.e., Grand Total (A)+(B)+(C) indicated in Statement at para (I)(a) above}
1				
2				
TOTAL				

