

21st April, 2014

Department of Corporate Services
Bombay Stock Exchange Limited
PJ Towers,
17th Floor, Dalal Street
Mumbai-400001

National Stock Exchange of India Limited
Exchange Plaza
BandraKurla Complex
Bandra (E)
Mumbai – 400 051.

Dear Sirs,

Sub: Compliance under Listing Agreement

Please find enclosed herewith the Shareholding Pattern pursuant to Clause 35 of the Listing Agreement for the quarter ended on March 31st, 2014.

Kindly acknowledge their receipt.

Thanking you.

Yours faithfully,

For Tulip Telecom Limited


A handwritten signature in black ink is written over a circular stamp. The stamp contains the text "TULIP TELECOM" around the perimeter and a small star symbol at the top. The signature is a cursive script that appears to read "J. P. M.".

(Authorised Signatory)

(1)(a) STATEMENT SHOWING SHAREHOLDING PATTERN IN CLAUSE-35

NAME OF THE COMPANY:TULIP TELECOM LIMITED		Name of the Scrip:	
SCRIP CODE:	532691		
Class of Security:			
QUARTER ENDED:	31/03/2014		
Partly paid-up shares	No. of partly paid-up shares	As a % of total no. of partly paid-up shares	As a % of total no. of shares of the Company.
Held by promoter/promoter group	0	0	0
Held by Public	0	0	0
Total:	0	0	0
Outstanding convertible securities:	No. of outstanding securities	As a % of total no. of outstanding convertible securities.	As a % of total no. of shares of the Company assuming full conversion of the convertible securities
Held by promoter/promoter group	0	0	0
Held by Public	0	0	0
Total:	0	0	0
Warrants:	No. of warrants	As a % of total no. of warrants	As a % of total no. of shares of the Company, assuming full conversion of warrants
Held by promoter/promoter group	0	0	0
Held by Public	0	0	0
Total:	0	0	0
Total paid-up capital of the Company, assuming full conversion of warrants and convertible securities	145000000	0	100.00



Spm





CATEGORY CODE	CATEGORY OF SHAREHOLDER	NO OF SHAREHOLDERS	TOTAL NUMBER OF SHARES	NO OF SHARES HELD IN DEMATERIALIZED FORM	TOTAL SHAREHOLDING AS A % OF TOTAL NO OF SHARES		SHARES PLEDGE OR OTHERWISE ENCUMBERED	
					AS a PERCENTAGE of (A+B)	As a PERCENTAGE of (A+B+C)	NUMBER OF SHARES	AS a PERCENTAGE
(I)	(II)	(III)	(IV)	(V)	(VI)	(VII)	(VIII)	(IX)=(VIII)/(IV)*100
(A)	PROMOTER AND PROMOTER GROUP							
(1)	INDIAN							
(a)	Individual /HUF	4	21066148	21066148	14.53	14.53	18028398	85.58
(b)	Central Government/State Government(s)	0	0	0	0.00	0.00	0	0.00
(c)	Bodies Corporate	2	14309312	14309312	9.87	9.87	13229146	92.45
(d)	Financial Institutions / Banks	0	0	0	0.00	0.00	0	0.00
(e)	Others	0	0	0	0.00	0.00	0	0.00
	Sub-Total A(1) :	6	35375460	35375460	24.40	24.40	31257544	88.36
(2)	FOREIGN							
(a)	Individuals (NRIs/Foreign Individuals)	0	0	0	0.00	0.00	0	0.00
(b)	Bodies Corporate	0	0	0	0.00	0.00	0	0.00
(c)	Institutions	0	0	0	0.00	0.00	0	0.00
(d)	Qualified Foreign Investor	0	0	0	0.00	0.00	0	0.00
(e)	Others	0	0	0	0.00	0.00	0	0.00
	Sub-Total A(2) :	0	0	0	0.00	0.00	0	0.00
	Total A=A(1)+A(2)	6	35375460	35375460	24.40	24.40	31257544	88.36
(B)	PUBLIC SHAREHOLDING							
(1)	INSTITUTIONS							
(a)	Mutual Funds /UTI	0	0	0	0.00	0.00		
(b)	Financial Institutions /Banks	0	0	0	0.00	0.00		
(c)	Central Government / State Government(s)	0	0	0	0.00	0.00		
(d)	Venture Capital Funds.	0	0	0	0.00	0.00		
(e)	Insurance Companies	0	0	0	0.00	0.00		
(f)	Foreign Institutional Investors	23	21380579	21380579	14.75	14.75		
(g)	Foreign Venture Capital Investors	0	0	0	0.00	0.00		
(h)	Qualified Foreign Investor	0	0	0	0.00	0.00		
(i)	Others	0	0	0	0.00	0.00		
	Sub-Total B(1) :	23	21380579	21380579	14.75	14.75		
(2)	NON-INSTITUTIONS							
(a)	Bodies Corporate	790	40613131	40613131	28.01	28.01		
(b)	Individuals							
	(i) Individuals holding nominal share capital upto Rs.1 lakh	42411	34523251	34520596	23.81	23.81		
	(ii) Individuals holding nominal share capital in excess of Rs.1 lakh	84	10733843	10733843	7.40	7.40		
(c)	Others							
	FOREIGN NATIONALS	1	500	500	0.00	0.00		
	NON RESIDENT INDIANS	618	1836794	1836794	1.27	1.27		
	CLEARING MEMBERS	93	535728	535728	0.37	0.37		
	TRUSTS	1	714	714	0.00	0.00		
(d)	Qualified Foreign Investor	0	0	0	0.00	0.00		
	Sub-Total B(2) :	43998	88243961	88241306	60.86	60.86		
	Total B=B(1)+B(2) :	44021	109624540	109621885	75.60	75.60		
	Total (A+B) :	44027	145000000	144997345	100.00	100.00		
(C)	Shares held by custodians, against which Depository Receipts have been issued							
(1)	Promoter and Promoter Group							
(2)	Public	0	0	0	0.00	0.00		
	GRAND TOTAL (A+B+C) :	44027	145000000	144997345	100.00	0.00	31257544	21.56





(i)(b) Statement showing holding of securities (including shares, warrants, convertible securities) of persons belonging to the category "Promoter and Promoter Group"												
Sr.No	Name of the Shareholder	Details of Shares held			Encumbered shares (*)			Details of Warrants		Details of convertible securities		Total Shares (including underlying shares assuming full conversion of warrants and convertible securities) as a % of diluted share capital
		No. of Shares held (iii)	As a % of grand total (A)+(B)+(C) (iv)	Pledge Shares (v)	AS a percentage (VI)=(V)/(iii)*100 (vii)	AS a % of grand total (A) + (B) + (C) of sub-clause (i)(a) (viii)	Number of warrants held (ix)	As a % total number of warrants of the same class (x)	Number of convertible securities held (xi)	As a % total number of convertible securities of the same class (xii)		
1	H.S.BEDI	16437648	11.34	16428398	99.94	11.33	0	0.00	0	0.00	11.34	
2	CEDAR INFONET PRIVATE LIMITED	11454146	7.90	11454146	100.00	7.90	0	0.00	0	0.00	7.90	
3	MANINDER BEDI	4604500	3.18	1600000	34.75	1.10	0	0.00	0	0.00	3.18	
4	CEDAR INFONET PRIVATE LIMITED	2855165	1.97	1775000	62.17	1.22	0	0.00	0	0.00	1.97	
5	DEEPIINDER SINGH BEDI	12000	0.01	0	0.00	0.00	0	0.00	0	0.00	0.01	
6	SUKHWANI BEDI	12000	0.01	0	0.00	0.00	0	0.00	0	0.00	0.01	
	TOTAL :	35375460	24.40	31257544	88.36	21.55	0	0.00	0	0.00	24.40	

(f)(c)(i) Statement showing holding of securities (including shares, warrants, convertible securities) of persons belonging to the category "Public" and holding more than 1% of the total number of shares						
Sr.No.	Name of the shareholder	Number of shares held	Shares as a percentage of total number of shares (i.e., Grant total (A)+(B)+(C) indicated in Statement at para (f)(a) above)	Details of warrants		Total shares (including underlying shares assuming full conversion of warrants and convertible securities) as a % of diluted share capital)
				Number of warrants held	As a % total number of warrants of the same class	
1	ECL FINANCE LIMITED	14029368	9.68	0	0.00	9.68
2	STCI FINANCE LIMITED	13989901	9.65	0	0.00	9.65
3	COP'HALL MAURITIUS INVESTMENT LIMITED	9743126	6.72	0	0.00	6.72
4	GOVERNMENT OF SINGAPORE	7654328	5.28	0	0.00	5.28
5	MONETARY AUTHORITY OF SINGAPORE	1964495	1.35	0	0.00	1.35
	TOTAL :	47381218	32.68	0	0.00	32.68





(1)(c)(iii) Statement showing holding of securities (including shares, warrants, convertible securities) of persons (together with PAC) belonging to the category "Public" and holding more than 5% of the total number of shares of the company						
Sr.No.	Name(s) of the shareholder(s) and the Persons Acting in Concert (PAC) with shares held [(a) above]	Number of shares held	Shares as a percentage of total number of shares (i.e., Grant total (A)+(B)+(C) indicated in Statement at para [(a) above]	Details of warrants		Total shares (including underlying shares assuming full conversion of warrants and convertible securities) as a % of diluted share capital)
				Number of warrants held	As a % total number of warrants of the same class	
1	ECL FINANCE LIMITED	14029368	9.68	0	0.00	9.68
2	STCI FINANCE LIMITED	139889901	9.65	0	0.00	9.65
3	COPHALL MAURITIUS INVESTMENT LIMITED	9743128	6.72	0	0.00	6.72
4	GOVERNMENT OF SINGAPORE	7654328	5.28	0	0.00	5.28
	TOTAL :	45416723	31.32	0	0.00	31.32



STATEMENT SHOWING DETAILS OF LOCKED-IN SHARES"

(I)(d)			
Sr.No.	Name of the shareholder	Number of locked-in shares	Locked-in shares as a (%) percentage of total number of shares {i.e, Grand Total (A)+(B)+(C) Indicated in Statement at para (I)(a) above}
		0	Promoter/Promoter Group/Public
	TOTAL :	0	0



[Handwritten Signature]

(ii)(b)	Statement showing Holding of Depository Receipts (DRs), where underlying shares held by "Promoter/Promoter group" are in excess of 1% of the total number shares.			
Sr.No.	Name of the DR Holder	Type of outstanding DR (ADRs,GDRs,SDRs, etc.)	Number of shares underlying outstanding DRs	Shares underlying outstanding DRs as a percentage of total number of shares (i.e., Grand Total (A)+(B)+(C) indicated in Statement at para(i)(a) above}
				0
TOTAL :				0

STATEMENT SHOWING DETAILS OF DEPOSITORY RECEIPTS (DRS)

(II)(a)		Number of outstanding DRs	Number of shares underlying outstanding DRs	Shares underlying outstanding DRs as a percentage of total number of shares {i.e., Grand Total (A)+(B)+(C) indicated in Statement at Para(I)(a) above}
Sr.No.	Type of outstanding DR (ADRs, GDRs, SDRs, etc.)			
	TOTAL :	0	0	0