

**FORD, RHODES, PARKS & CO.**  
CHARTERED ACCOUNTANTS

SAI COMMERCIAL BUILDING  
312 / 313, 3RD FLOOR  
BKS DEVSHI MARG  
GOVANDI (EAST)  
MUMBAI-400 088

TELEPHONE : (91) 22 67979819  
              : (91) 22 67979823  
FAX : (91) 22 67979822  
EMAIL : frptax@vsnl.com

**AUDITOR'S REPORT ON LIMITED REVIEW**

We have reviewed the accompanying statement of unaudited consolidated financial results of Trigyn technologies Limited and its subsidiaries (together, "the Group") for the nine month period ended December 31, 2014 except for the disclosures regarding 'Public Shareholding' and 'Promoter and Promoter Group Shareholding' which have been traced from disclosures made by the management and have not been audited by us. This statement is the responsibility of the Company's Management and has been approved by the Board of Directors / committee of Board of Directors. Our responsibility is to issue a report on these financial statements based on review.

We conducted our review in accordance with the Standard on Review Engagement (SRE) 2400, Engagements to Review Financial Statements issued by the Institute of Chartered Accountants of India. This standard requires that we plan and perform the review to obtain moderate assurance as to whether the financial statements are free of material misstatement. A review is limited primarily to inquiries of company personnel and analytical procedures applied to financial data and thus provides less assurance than an audit. We have not performed an audit and accordingly, we do not express an audit opinion.

Based on our review conducted as above, nothing has come to our notice that causes us to believe that the accompanying statement of unaudited consolidated financial results prepared in accordance with accounting standards and other recognised accounting practices and policies has not disclosed the information required to be disclosed in terms of Clause 41 of the Listing Agreement including the manner in which it is to be disclosed, or that it contains any material misstatement.

For Ford, Rhodes, Parks & Co.  
Chartered Accountants  
Firm Registration No.102860W



A.D. Shenoy  
Partner  
Membership No.11549



Dated: February 13, 2015  
Place: Mumbai

**FORD, RHODES, PARKS & CO.**  
CHARTERED ACCOUNTANTS

SAI COMMERCIAL BUILDING  
312 / 313, 3RD FLOOR  
BKS DEVSHI MARG  
GOVANDI (EAST)  
MUMBAI-400 088

TELEPHONE : (91) 22 67979819  
              : (91) 22 67979823  
FAX : (91) 22 67979822  
EMAIL : frptax@vsnl.com

**AUDITOR'S REPORT ON LIMITED REVIEW**

We have reviewed the accompanying statement of unaudited financial results of Trigyn technologies Limited for the nine month period ended December 31, 2014 except for the disclosures regarding 'Public Shareholding' and 'Promoter and Promoter Group Shareholding' which have been traced from disclosures made by the management and have not been audited by us. This statement is the responsibility of the Company's Management and has been approved by the Board of Directors / committee of Board of Directors. Our responsibility is to issue a report on these financial statements based on review.


We conducted our review in accordance with the Standard on Review Engagement (SRE) 2400, Engagements to Review Financial Statements issued by the Institute of Chartered Accountants of India. This standard requires that we plan and perform the review to obtain moderate assurance as to whether the financial statements are free of material misstatement. A review is limited primarily to inquiries of company personnel and analytical procedures applied to financial data and thus provides less assurance than an audit. We have not performed an audit and accordingly, we do not express an audit opinion.

Based on our review conducted as above, nothing has come to our attention that causes us to believe that the accompanying statement of unaudited financial results prepared in accordance with accounting standards and other recognised accounting practices and policies has not disclosed the information required to be disclosed in terms of Clause 41 of the Listing Agreement including the manner in which it is to be disclosed, or that it contains any material misstatement.

For Ford, Rhodes, Parks & Co.  
Chartered Accountants  
Firm Registration No.102860W



A.D. Shenoy  
Partner  
Membership No.11549



Dated: February 13, 2015  
Place: Mumbai



STATEMENT OF CONSOLIDATED FINANCIAL RESULTS FOR THE QUARTER ENDED DECEMBER 31, 2014

Sr. No.	Particulars	Quarter ended			Nine Months Year ended		(Rs. in Lakhs)
		Dec 31, 2014 (Unaudited)	Sep 30, 2014 (Unaudited)	Dec 31, 2013 (Audited)	Dec 31, 2014 (Unaudited)	Dec 31, 2013 (Audited)	Year ended Mar 31, 2014 (Audited)
1	Income from operations						
	(a) Income from operations	12,633.74	11,733.51	11,819.92	35,729.44	33,357.03	45,170.83
	(b) Other operating income	-	-	-	-	-	-
	Total income from operations (net)	12,633.74	11,733.51	11,819.92	35,729.44	33,357.03	45,170.83
2	Expenses						
	(a) Employee benefits expense	8,710.78	7,862.48	7,743.95	23,989.78	21,847.19	29,607.02
	(b) Depreciation and amortisation expense	13.18	19.13	19.88	50.57	59.17	78.09
	(c) Purchase of Stock-in-trade	18.55	-	-	18.55	-	-
	(d) Other expenses	3,059.95	3,037.87	2,839.22	8,968.62	8,353.81	11,276.07
	Total expenses	11,802.46	10,919.48	10,603.05	33,027.52	30,260.17	40,961.18
3	Profit / (Loss) from operations before other income, finance costs and exceptional items (1-2)	831.28	814.03	1,216.87	2,701.92	3,096.86	4,209.65
4	Other income						
	(a) Net foreign exchange gain / (Loss)	164.26	107.01	36.26	291.53	421.22	397.09
	(b) Others	49.09	24.79	22.68	154.09	62.53	113.63
	Total Other Income	213.35	131.80	58.94	445.62	483.75	510.72
5	Profit / (Loss) from ordinary activities before finance costs and exceptional items (3 + 4)	1,044.63	945.83	1,275.81	3,147.54	3,580.61	4,720.37
6	Finance costs	13.60	12.44	29.52	39.86	54.65	72.34
7	Profit / (Loss) from ordinary activities after finance costs but before exceptional items (5 - 6)	1,031.03	933.40	1,246.29	3,107.68	3,525.96	4,648.03
8	Exceptional items	-	-	68.95	-	68.95	60.43
9	Profit / (Loss) from ordinary activities before tax (7 + 8)	1,031.03	933.40	1,315.24	3,107.68	3,594.91	4,708.46
10	Tax expense :						
	(a) Current Tax	449.01	350.49	543.76	1,230.87	1,304.12	1,736.58
	(b) Deferred tax charge / (credit)	(4.97)	(5.96)	14.00	(11.71)	8.29	(13.35)
	(c) Prior period tax adjustments	-	-	28.25	-	28.25	17.98
	Total tax Expenses	444.04	344.53	586.01	1,219.16	1,340.66	1,741.21
11	Net Profit / (Loss) from ordinary activities after tax (9 - 10)	586.99	588.87	729.24	1,888.52	2,254.25	2,967.25
12	Extraordinary items (net of tax expense)	-	-	-	-	-	-
13	Net Profit / (Loss) for the period (11 + 12)	586.99	588.87	729.24	1,888.52	2,254.25	2,967.25
14	Share of profit / (loss) of associates*	-	-	-	-	-	5,106.70
15	Minority interest *	-	-	-	-	-	8,073.95
16	Net Profit / (Loss) after taxes, minority interest and share of profit / (loss) of associates (13 + 14 + 15) *	586.99	588.87	729.24	1,888.52	2,254.25	8,073.95
17	Paid-up equity share capital (face value of Rs.10 per share)	2,942.07	2,942.07	2,934.87	2,942.07	2,934.87	2,937.07
18	Reserve excluding Revaluation Reserves as per balance sheet of previous accounting year	-	-	-	-	-	-
19.i	Earnings per share (before extraordinary items not annualised)						
	(a) Basic	1.9951	3.1726	2.4800	6.4264	7.6800	10.1028
	(b) Diluted	1.9737	3.1496	2.4800	6.3572	7.6800	10.0619
19.ii	Earnings per share (after extraordinary items not annualised)						
	(a) Basic	1.9951	2.0015	2.4800	6.4264	7.6800	27.4898
	(b) Diluted	1.9737	1.9870	2.4800	6.3572	7.6800	27.3786


Notes on Consolidated Financial Results:

- The consolidated un-audited financial results for the quarter ended December 31, 2014 were reviewed by the audit committee at its meeting held on February 13, 2015 and approved by the Board of Directors of Trigyn Technologies Limited ("the Company") at its meeting held on February 13, 2015. These financial results have been subjected to limited review by the statutory auditors of the Company.
- Previous period figures have been regrouped or rearranged wherever necessary.

Place : Mumbai  
Date : Feb 13, 2015

For Trigyn Technologies Limited

*R. Ganapathi*  
R. Ganapathi  
Chairman & Executive Director



TRIGYN  
technologies

PART I - STATEMENT OF STANDALONE FINANCIAL RESULTS FOR THE QUARTER ENDED DECEMBER 31, 2014

Sr. No.	Particulars	Quarter ended					(Rs. in Lakhs)
		Dec 31, 2014	Sep 30, 2014	Dec 31, 2013	Dec 31, 2014	Dec 31, 2013	Year ended Mar 31, 2014
		(Unaudited)	(Unaudited)	(Audited)	(Unaudited)	(Audited)	(Audited)
1	Income from operations						
	(a) Income from operations	3,667.53	3,781.98	4,121.07	11,224.80	11,627.46	15,837.14
	(b) Other operating income	-	-	-	-	-	-
	Total income from operations (net)	3,667.53	3,781.98	4,121.07	11,224.80	11,627.46	15,837.14
2	Expenses						
	(a) Employee benefits expense	3,568.05	3,592.69	3,725.80	10,685.60	10,667.52	14,416.29
	(b) Depreciation and amortisation expense	13.22	17.76	17.96	47.77	53.48	70.48
	(c) Purchase of Stock-in-trade	18.55	-	-	18.55	-	-
	(d) Other expenses	310.23	238.40	206.18	704.58	588.71	839.18
	Total expenses	3,910.05	3,848.85	3,949.94	11,456.50	11,309.71	15,325.95
3	Profit / (Loss) from operations before other income, finance costs and exceptional items (1-2)	(242.52)	(66.87)	171.13	(231.70)	317.75	511.19
4	Other income						
	(a) Net foreign exchange gain / (loss)	164.26	107.01	36.26	291.53	421.22	397.09
	(b) Others	31.29	22.72	14.50	74.71	54.17	77.81
	Total other income	195.55	129.73	50.75	366.24	475.39	474.90
5	Profit / (Loss) from ordinary activities before finance costs and exceptional items (3 + 4)	(46.97)	62.86	221.89	134.54	793.14	986.09
6	Finance costs	9.32	8.40	20.15	22.51	32.59	33.18
7	Profit / (Loss) from ordinary activities after finance costs but before exceptional items (5 - 6)	(56.29)	54.47	201.74	112.03	760.55	952.91
8	Exceptional items	-	-	68.95	-	68.95	60.43
9	Profit / (Loss) from ordinary activities before tax (7 + 8)	(56.29)	54.47	270.69	112.03	829.50	1,013.34
10	Tax expense						
	(a) Current tax	(10.00)	30.00	82.01	64.00	268.29	368.28
	(b) Deferred tax charge / (credit)	(4.97)	(5.96)	14.00	(11.71)	8.29	(13.35)
	(c) Prior period tax adjustments	-	-	28.25	-	28.25	17.98
	Total tax expenses	(14.97)	24.04	124.26	52.29	304.83	372.90
11	Net Profit / (Loss) from ordinary activities after tax (9 - 10)	(41.32)	30.42	146.43	59.74	524.67	640.44
12	Extraordinary items (net of tax expense)	-	-	-	-	-	-
13	Net Profit / (Loss) for the period (11 + 12)	(41.32)	30.42	146.43	59.74	524.67	640.44
14	Paid-up equity share capital (face value Rs. 10 per share)	2,942.07	2,942.07	2,934.87	2,934.87	2,934.87	2,937.07
15	sheet)	-	-	-	-	-	-
16.i	Earnings per share (before extraordinary items not annualised)						
	(a) Basic	-0.14044	0.1851	0.5000	0.2093	1.7900	2.1805
	(b) Diluted	-0.13893	0.1838	0.5000	0.2011	1.7900	2.1717
16.ii	Earnings per share (after extraordinary items not annualised)						
	(a) Basic	-0.14044	0.1034	0.5000	0.2093	1.7900	19.5676
	(b) Diluted	-0.13893	0.1027	0.5000	0.2011	1.7900	19.4884

Place : Mumbai  
Date : Feb 13, 2015

For Trigyn Technologies Limited  
*R. Ganapathi*  
R. Ganapathi  
Chairman & Executive Director



**Trigyn Technologies Limited**

Registered Office: 27, SDF-1, SEEPZ, Andheri (East), Mumbai 400 096

**PART II - SELECT INFORMATION FOR THE QUARTER ENDED DECEMBER 31, 2014**

Sr. No.	Particulars	Quarter ended			Nine Months Year Ended		Year Ended
		Dec 31, 2014 (Unaudited)	Sep 30, 2014 (Unaudited)	Dec 30, 2013 (Unaudited)	Dec 31, 2014 (Unaudited)	Dec 30, 2013 (Unaudited)	March 31, 2014 (Audited)
<b>A</b>	<b>PARTICULARS OF SHAREHOLDING</b>						
1	Public shareholding						
	- Number of shares	15,261,716	15,261,716	15,189,716	15,261,716	15,189,716	15,211,716
	- Percentage of shareholding	51.87%	51.87%	51.76%	51.87%	51.76%	51.79%
2	Promoters and Promoter Group Shareholding						
	a) Pledged / Encumbered						
	- Number of shares	-	-	-	-	-	-
	- Percentage of shares (as a % of the total shareholding of promoter and promoter group)	-	-	-	-	-	-
	- Percentage of shares (as a % of the total share capital of the company)	-	-	-	-	-	-
	b) Non - encumbered						
	- Number of shares	14,159,020	14,159,020	14,159,020	14,159,020	14,159,020	14,159,020
	- Percentage of shares (as a % of the total shareholding of the Promoter and Promoter group)	100%	100%	100%	100%	100%	100%
	- Percentage of shares (as a % of the total share capital of the company)	48.13%	48.13%	48.24%	48.13%	48.24%	48.21%

**TRIGYN**  
technologies

Particulars	Quarter ended Dec 31, 2014
<b>INVESTOR COMPLAINTS</b>	
Pending at the beginning of the quarter	NIL
Received during the quarter	NIL
Disposed of during the quarter	NIL
Remaining unresolved at the end of the quarter	NIL

*M. Anwar*




NOTES TO STANDALONE FINANCIAL RESULTS FOR THE QUARTER ENDED DECEMBER 31, 2014:

1. The Standalone un-audited financial results for the quarter ended December 31, 2014 were reviewed by the audit committee at its meeting held on February 13, 2015 and approved by the Board of Directors of Trigyn Technologies Limited ("the Company") at its meeting held on February 13, 2015. These financial results have been subjected to limited review by the statutory auditors of the Company.
2. The Company has only one reportable segment- "Communications and Information technology staffing support services" - in terms of Accounting Standard 17 "Segment Reporting" mandated by Rule 3 of the Companies ("Accounting Standards") Rules, 2006.
3. The current period figures in this Statement have been reported in the format recommended as per the SEBI circular dated April 16, 2012. The comparative figures have also been accordingly restated to conform to the current period presentation.

Place : Mumbai  
Date : Feb 13, 2015



For Trigyn Technologies Limited  
  
R. Ganapathi  
Chairman & Executive Director



TRIGYN  
technologies