

(1)(a) Statement showing ShareHolding Pattern

Name of the Company : Tricom India Ltd

Quarter Ended : 31-03-2015

Scrip Code : 531675




Partly paid-up Shares	No. of Partly paid-up Shares	As a % of total No. of Partly paid-up Shares	As a % of Total no. of Shares of the Company
Held by Promoters/ Promoters Group	0		
Held by Public	0		
TOTAL - D	0		

Outstanding Conv. Securities	No. of Outstanding Securities	As a % of Total no. of O/S Conv. Securities	As a % of Total no. of shares of the Co., assuming full conv.
Held by Promoters/ Promoters Group	0		
Held by Public	0		
TOTAL - E	0		

Warrants :	No. of Warrants	As a % of Total no. of Warrants	As a % of Total no. of shares of the Co., assuming full conv.
Held by Promoters/ Promoters Group	12620000	71.623	12.300
Held by Public	5000000	28.377	4.873
TOTAL - F	17620000	100.000	17.173

Total paid-up Capital of the Company assum- ing full conv. Of warrants & securities	102600450		100
---	-----------	--	-----



Statement Showing Shareholding Pattern - Table (I)(a)

Tricom India Ltd

Scrip Code : 531675

Quarter Ended : 31-03-2015



Category code	Category of Shareholder	Number of Shareholders	Total number of shares	Number of shares held in dematerialized form	Total shareholding as a percentage of total number of shares		Shares pledged or otherwise encumbered	
					As a percentage of (A+B) ¹	As a percentage of (A+B+C)	Number of shares	As a % of Total No. of Shares
(A)	Shareholding of Promoter and Promoter Group							
1	Indian							
a	Individual/Huf	8	2930051	2930051	3.820	3.699	1877760	64.086
b	Central/State Gov	0	0	0	0.000	0.000	0	0.000
c	Bodies Corporates	3	1867800	1867800	2.435	2.358	1847800	98.929
d	Fins / Banks	0	0	0	0.000	0.000	0	0.000
e	Any Other specify	0	0	0	0.000	0.000	0	0.000
e-1		0	0	0	0.000	0.000	0	0.000
e-2		0	0	0	0.000	0.000	0	0.000
	Sub Total(A)(1)	11	4797851	4797851	6.255	6.057	3725560	77.651
2	Foreign							
a	Indv NRI/For Ind	0	0	0	0.000	0.000	0	0.000
b	Bodies Corporate	0	0	0	0.000	0.000	0	0.000
c	Institutions	0	0	0	0.000	0.000	0	0.000
d	Qualified For.Inv.	0	0	0	0.000	0.000	0	0.000
e	Any Other Specify	0	0	0	0.000	0.000	0	0.000
e-1		0	0	0	0.000	0.000	0	0.000
e-2		0	0	0	0.000	0.000	0	0.000
	Sub Total(A)(2)	0	0	0	0.000	0.000	0	0.000
	Total Shareholding of Promoter and Promoter Group Total (A)= (A)(1)+(A)(2)	11	4797851	4797851	6.255	6.057	3725560	77.651
(B)	Public shareholding							
1	Institutions							
a	Mutual Funds	0	0	0	0.000	0.000		
b	Fins / Banks	1	27000	27000	0.035	0.034		
c	Central/State Govt	1	160235	160235	0.209	0.202		
d	Venture Cap Fund	0	0	0	0.000	0.000		
e	Insurance Comp(s)	0	0	0	0.000	0.000		
f	Foreign Ins Invest	0	0	0	0.000	0.000		
g	Foreign Ven Cap In	0	0	0	0.000	0.000		



Statement Showing Shareholding Pattern - Table (I)(a)

Tricom India Ltd

Scrip Code : 531675
Quarter Ended : 31-03-2015

Category code	Category of Shareholder	Number of Shareholders	Total number of shares	Number of shares held in dematerialized form	Total shareholding as a percentage of total number of shares		Shares pledged or otherwise encumbered	
					As a percentage of (A+B) ¹	As a percentage of (A+B+C)	Number of shares	As a % of Total No. of Shares
h	Qualified For.Inv.	0	0	0	0.000	0.000		
i	Any Other -Specify	0	0	0	0.000	0.000		
i-1		0	0	0	0.000	0.000		
i-2		0	0	0	0.000	0.000		
	Sub-Total (B)(1)	2	187235	187235	0.244	0.236		
B 2	Non-institutions							
a	Bodies Corporates	199	20933099	20924099	27.290	26.429		
b	Individuals							
	i) upto Rs 1-Lac	5851	14158111	13885411	18.458	17.875		
	ii) above Rs1-Lac	144	33044733	32966883	43.080	41.720		
c	Qualified For.Inv.	0	0	0	0.000	0.000		
d	Any Other -Clr-Mem	7	113458	113458	0.148	0.143		
d-1		0	0	0	0.000	0.000		
d-2		0	0	0	0.000	0.000		
	-OCB	0	0	0	0.000	0.000		
	-NRI	72	3470963	3470963	4.525	4.382		
	Sub-Total (B)(2)	6273	71720364	71360814	93.501	90.550		
(B)	Total (B)= (B)(1)+(B)(2)	6275	71907599	71548049	93.745	90.786		
	TOTAL (A)+(B)	6286	76705450	76345900		96.844	3725560	4.857
(C)	Held by Custodians against Depository Receipts							
	PROMOTER & PRO GRP	0	0	0		0.000		
	PUBLIC	1	2500000	2500000		3.156		
	GRAND TOTAL (A)+(B)+(C)	6287	79205450	78845900		100.000	3725560	4.704




(I)(b) Statement showing holding of securities (including shares, warrants, convertible securities) of persons belonging to the category "Promoter and Promoter Group"

Sr. No.	Ref- No	Name of the shareholder	Total Shares held		Shares pledged or otherwise encumbered			Details of warrant		Details of convertible securities		Total shares (including underlying shares assuming full conversion of warrant and convertible securities) as a % of diluted share capital
			Number	As a % of grand total (A)+(B)+(C)	Number	% of Total shares held	As a % of grand total (A)+(B)+(C)	Number of warrants held	As a % of total No of warrants of the same class	Number of convertible securities held	As a % of total No of convertible securities of the same class	
1	00014452	CHETNA CHETAN KOTHARI	150	0.000	0	0.000	0.000	0	0.000	0	0.000	0.000
2	00014507	MANJULA SHANTILAL KOTHARI	12600	0.016	0	0.000	0.000	0	0.000	0	0.000	0.016
3	00014511	SHANTILAL TRIBHOVANDAS KOTHARI	40950	0.052	0	0.000	0.000	0	0.000	0	0.000	0.052
4	00014598	GAPARIK TRADE & FINANCE RESOURCES P	20000	0.025	0	0.000	0.000	0	0.000	0	0.000	0.025
5	00881422	CHETAN SHANTILAL KOTHARI HUF	7500	0.009	0	0.000	0.000	0	0.000	0	0.000	0.009
6	10010685	ADILNATH FINANCE PVT.LTD.	1741800	2.199	1741800	100.000	2.199	0	0.000	0	0.000	2.199
7	10164493	GAPARIK TRADE AND FINANCE RESOURCES	106000	0.134	106000	100.000	0.134	0	0.000	0	0.000	0.134
8	20209505	HIREN S KOTHARI	589500	0.744	534500	90.670	0.675	0	0.000	0	0.000	0.744
9	80062112	CHETAN SHANTILAL KOTHARI	2279351	2.878	1343260	58.932	1.696	0	0.000	0	0.000	2.878
		Total Promoter & Promoter Group	4797851	6.057	3725560	77.651	4.704	0	0.000	0	0.000	6.057



(I)(c) Statement showing holding of securities (including shares, warrants, convertible securities) of persons belonging to the category "Public" and holding more than 1% of the total number of shares									
Sr. No.	Ref-Num	Name of the shareholder	Number of shares	Shares as a percentage of total number of shares {i.e., Grand Total (A)+(B)+(C) indicated in Statement at para (I)(a) above}	Details of warrant		Details of convertible securities		Total shares (including underlying shares assuming full conversion of warrant and convertible securities) as a % of diluted share capital
					Number of warrants held	As a % of total No of warrants of the same class	Number of convertible securities held	As a % of total No of convertible securities of the same class	
1	AABPA0038R	ANIL MADHAVDAS AHUJA	814990	1.029	0	0.000	0	0.000	1.029
2	AALPB5749C	ASHOK KUMAR BHATIA	1000000	1.263	0	0.000	0	0.000	1.263
3	ABCD2383D	DEVKIRAN MARKETING	2500000	3.156	0	0.000	0	0.000	3.156
4	AACCD5049H	DINERO PROPBUILD PRIVATE LIMITED	1394934	1.761	0	0.000	0	0.000	1.761
5	AABCP8181D	GANDHARV SYNTEX PRIVATE LIMITED	1806000	2.280	0	0.000	0	0.000	2.280
6	AAACM8214F	MONARCH PROJECT & FINMARKETS LTD.	2164121	2.732	0	0.000	0	0.000	2.732
7	AACCK5762C	MONARCH RESEARCH & BROKERAGE PVT LT	1222291	1.543	0	0.000	0	0.000	1.543
8	AAACN1184F	NETWORTH STOCK BROKING LIMITED	1329790	1.679	0	0.000	0	0.000	1.679
9	AORPB7024C	PREMNATH AMARNATH BHATIA	930000	1.174	0	0.000	0	0.000	1.174
10	ADTPB9171H	RAJIV PREMNATH BHATIA	925000	1.168	0	0.000	0	0.000	1.168
11	AAJPB1020E	SANJAY BHATIA	1250000	1.578	0	0.000	0	0.000	1.578
12	AABCS1761N	SKY SCRAPER PROPERTIES PVT LTD	3300000	4.166	0	0.000	0	0.000	4.166
13	AABPA0037A	SUNIL MADHAVDAS AHUJA	1928000	2.434	0	0.000	0	0.000	2.434
14	ABAPK9122E	V RAMAN KUMAR	1100000	1.389	0	0.000	0	0.000	1.389
15	AAGPB5763R	VIJAY KUMAR BHATIA	1365000	1.723	0	0.000	0	0.000	1.723
16	AABHV8802J	VINOD KUMAR KEDIA (HUF)	2617196	3.304	0	0.000	0	0.000	3.304
				0.000					
		Total	25647322	32.381	0	0.000	0	0.000	32.379



(I)(d) Statement showing details of locked-in shares

Sr. No.	Ref- Num	Name of the shareholder	Number of locked-in shares	Locked-in shares as a percentage of total number of shares {i.e., Grand Total (A)+(B)+(C) indicated in Statement at para (I)(a) above}	Promoter/Promoter Group/Public
		Total Locked in Shares	0	0.000	




(II)(a) Statement showing details of Depository Receipts (DRs)

Sr. No.	Ref-Num	Name of theHolder	Type of outstanding DR (ADRs, GDRs, SDRs, etc.)	Number of outstanding DRs	Number of shares underlying outstanding DRs	Shares underlying outstanding DRs as a percentage of total number of shares {i.e., Grand Total (A)+(B)+(C) indicated in Statement at para (I)(a) above}
1	00000307	THE BANK OF NEW YORK	GDR	125000	2500000	3.156
		Total Details of Depository Receipts (DRs)		125000	2500000	3.156



(II)(b) Statement showing Holding of Depository Receipts (DRs), where underlying shares held by Promoter/Promoter Group are in excess of 1% of the total number of shares

Sr. No.	Ref-Num	Name of the DR Holder	Type of outstanding DR (ADRs, GDRs, SDRs, etc.)	Number of outstanding DRs	Number of shares underlying outstanding DRs	Shares underlying outstanding DRs as a percentage of total number of shares {i.e., Grand Total (A)+(B)+(C) indicated in Statement at para (I)(a) above}

CERTIFIED TRUE COPY
 For TRICOM INDIA LIMITED

MANAGING DIRECTOR