


(D)(a) STATEMENT SHOWING SHAREHOLDING PATTERN


(D)(a) STATEMENT SHOWING SHAREHOLDING PATTERN			
Name of the Company : TORRENT PHARMACEUTICALS LIMITED			
Scrip Code (BSE): 500420		Name of the Scrip (NSE): TORNTPHARM	
Class of Security: Equity Shares			
Quarter Ended: 30.09.2014			
Partly paid-up shares	No. of partly paid-up shares	As a % of total no. of partly paid-up shares	As a % of total no. of shares of the Company
Held by promoter/promoter group	0	0	0
Held by Public	0	0	0
Total:	0	0	0
Outstanding convertible securities	No. of outstanding securities	As a % of total no. of outstanding convertible securities	As a % of total no. of shares of the Company, assuming full conversion of the convertible
Held by promoter/promoter group	0	0	0
Held by Public	0	0	0
Total:	0	0	0
Warrants:	No. of warrants	As a % of total no. of warrants	As a % of total no. of shares of the Company, assuming full conversion of warrants
Held by promoter/promoter group	0	0	0
Held by Public	0	0	0
Total:	0	0	0
Total paid-up capital of the Company, assuming full conversion of warrants and convertible securities	169222720	0	100.00



Name of the Company :		TORRENT PHARMACEUTICALS LIMITED						
Category code	Category of Shareholder	No. of Share holders	Total no. of shares	No. of shares held in dematerialized form	Total shareholding as a percentage of total number of shares		Shares Pledged or otherwise encumbered	
					As a percentage of(A+B) ¹	As a percentage of (A+B+C)	No. of shares	As a Percentage
(A)	Shareholding of Promoter and Promoter Group²							
1	Indian							
(a)	Individuals/ Hindu Undivided Family	2	3797480	3797480	2.24	2.24	0.00	0.00
(b)	Central Government/ State Government(s)	0	0	0	0.00	0.00	0.00	0.00
(c)	Bodies Corporate	1	86115472	86115472	50.89	50.89	0.00	0.00
(d)	Financial Institutions/ Banks	0	0	0	0.00	0.00	0.00	0.00
(e)	Any Others(Specify)	0	0	0	0.00	0.00	0.00	0.00
(e-1)	Directors & Relatives	8	31093768	31093768	18.37	18.37	0.00	0.00
	Sub Total(A)(1)	11	121006720	121006720	71.51	71.51	0.00	0.00
2	Foreign							
a	Individuals (Non-Residents Individuals/ Foreign Individuals)	0	0	0	0.00	0.00	0.00	0.00
b	Bodies Corporate	0	0	0	0.00	0.00	0.00	0.00
c	Institutions	0	0	0	0.00	0.00	0.00	0.00
d	Qualified Foreign Investors	0	0	0	0.00	0.00	0.00	0.00
e	Any Others(Specify)	0	0	0	0.00	0.00	0.00	0.00
	Sub Total(A)(2)	0	0	0	0.00	0.00	0.00	0.00
	Total Shareholding of Promoter and Promoter Group (A)= (A)(1)+(A)(2)	11	121006720	121006720	71.51	71.51	0.00	0.00



(B)	Public shareholding¹							
I	Institutions							
(a)	Mutual Funds/ UTI	50	10999950	10999150	6.50	6.50	0.00	0.00
(b)	Financial Institutions / Banks	7	69650	69650	0.04	0.04	0.00	0.00
(c)	Central Government/ State Government(s)	0	0	0.00	0.00	0.00	0.00	0.00
(d)	Venture Capital Funds	0	0	0.00	0.00	0.00	0.00	0.00
(e)	Insurance Companies	0	0	0	0.00	0.00	0.00	0.00
(f)	Foreign Institutional Investors	136	21707800	21707800	12.83	12.83	0.00	0.00
(g)	Foreign Venture Capital Investors	0	0	0	0.00	0.00	0.00	0.00
(h)	Qualified Foreign Investors	0	0	0	0.00	0.00	0.00	0.00
(i)	Any Other (specify)	0	0	0	0.00	0.00	0.00	0.00
	Sub-Total (B)(1)	193	32777400	32776600	19.37	19.37	0.00	0.00
B 2	Non-institutions							
(a)	Bodies Corporate	595	2263320	2253760	1.34	1.34	0.00	0.00
(b)	Individuals				0.00	0.00		
I	Individuals -i. Individual shareholders holding nominal share capital up to Rs 1 lakh	26229	7184479	6210350	4.25	4.25	0.00	0.00
II	ii. Individual shareholders holding nominal share capital in excess of Rs. 1 lakh.	16	832927	832927	0.49	0.49	0.00	0.00
(c)	Qualified Foreign Investors	0	0	0	0.00	0.00	0.00	0.00
(d)	Any Other (specify)				0.00	0.00		
(d-i)	Non Resident Indians	619	323364	323364	0.19	0.19	0.00	0.00
(d-ii)	Trusts	2	1600	1600	0.00	0.00	0.00	0.00
(d-iii)	Foreign Bodies Corporate	0	0	0	0.00	0.00	0.00	0.00
(d-iv)	Clearing Members	98	44717	44717	0.03	0.03	0.00	0.00
(d-v)	Directors and their relatives	17	4485200	4485200	2.65	2.65	0.00	0.00
(d-vi)	Hindu Undivided Family	564	302993	302993	0.18	0.18	0.00	0.00
	Sub-Total (B)(2)	28140	15438600	14454911	9.12	9.12	0.00	0.00
(B)	Total Public Shareholding (B)= (B)(1)+(B)(2)	28333	48216000	47231511	28.49	28.49	0.00	0.00
	TOTAL (A)+(B)	28344	169222720	168238231	100.00	100.00	0.00	0.00
(C)	Shares held by Custodian and against which Depository Receipts have been issued							
1	Promoter and Promoter Group	0	0	0	0.00	0.00	0.00	0.00
2	Public	0	0	0	0.00	0.00	0.00	0.00
	GRAND TOTAL (A)+(B)+(C)	28344	169222720	168238231	100.00	99.42	0.00	0.00
¹ For determining public shareholding for the purpose of Clause 40A' ² -For definitions of "Promoter" and "Promoter Group", refer to Clause 40A								




TORRENT PHARMACEUTICALS LIMITED

(D)(b) Statement showing holding of securities (including shares, warrants, convertible securities) of persons belonging to the category "Promoter and Promoter Group"

Sr. No.	Name of the Shareholder	Details of Shares held		Encumbered shares (*)			Details of Warrants		Details of convertible securities		Total Shares (including underlying full conversion of warrants and convertible securities) as a % of diluted share capital
		No. of Shares held	As a % of grand total (A)+(B)+(C)	No.	As a percentage (VI)=(V)/(III)*100	As a % of grand total (A) + (B) + (C) of sub-clause (I)(a)	Number of warrants held	As a % total number of warrants of the same class	Number of convertible securities held	As a % total number of convertible securities of the same class	
(I)	(II)	(III)	(IV)	(V)	(VII)	(VIII)	(IX)	(X)	(XI)	(XII)	
1	Samir U Mehta	8254960	4.88	0	0.00	0	0.00	0	0.00	0.00	
2	Sudhir U Mehta	5885376	3.48	0	0.00	0	0.00	0	0.00	0.00	
3	Sapna S Mehta	5359164	3.17	0	0.00	0	0.00	0	0.00	0.00	
4	Amita S Mehta	6341268	3.75	0	0.00	0	0.00	0	0.00	0.00	
5	Varun S Mehta	1750000	1.03	0	0.00	0	0.00	0	0.00	0.00	
6	Samir Uttamjal Mehta (HUF)	2080000	1.23	0	0.00	0	0.00	0	0.00	0.00	
7	Jinal S Mehta	1750000	1.03	0	0.00	0	0.00	0	0.00	0.00	
8	Jinal S Mehta	3000	0.00	0	0.00	0	0.00	0	0.00	0.00	
9	Sudhir Uttamjal Mehta (HUF)	1717480	1.01	0	0.00	0	0.00	0	0.00	0.00	
10	Aman Mehta	1750000	1.03	0	0.00	0	0.00	0	0.00	0.00	
11	Torrent Private Ltd.	86115472	50.89	0	0.00	0	0.00	0	0.00	0.00	
	TOTAL	121006720	71.51	0	0.00	0	0.00	0	0.00	0.00	

* The term "encumbrance" has the same meaning as assigned to it in regulation 28(3) of the SAST Regulations, 2011.



TORRENT PHARMACEUTICALS LIMITED

(I)(c)(i) Statement showing holding of securities (including shares, warrants, convertible securities) of persons belonging to the category "Public" and holding more than 1% of the total number of shares


Sr. No.	Name of the shareholder	Number of shares held	Shares as a percentage of total number of shares {i.e., Grand total (A)+(B)+(C) indicated in Statement at para (I)(a) above}	Details of warrants		Details of convertible securities		Total shares (including underlying shares assuming full conversion of warrants and convertible securities) as a % of diluted share capital)
				Number of warrants held	As a % total number of warrants of the same class	Number of convertible securities held	% w.r.t. total number of convertible securities of the same class	
1	Lavender Investments Limited	4533563	2.68	0	0.00	0	0.00	2.68
2	Franklin Templeton Investment Funds	3391158	2.00	0	0.00	0	0.00	2.00
3	HDFC Trustee Company Limited- HDFC mid cap Opportunities Fund	2020650	1.19	0	0.00	0	0.00	1.19
TOTAL		9945371	5.88	0	0	0	0	5.88

(I)(c)(ii) Statement showing holding of securities (including shares, warrants, convertible securities) of persons (together with PAC) belonging to the category "Public" and holding more than 5% of the total number of shares of the company

Sr. No.	Name(s) of the shareholder(s) and the Persons Acting in Concert (PAC) with them	Number of shares	Shares as a percentage of total number of shares {i.e., Grant total (A)+(B)+(C) indicated in Statement at para (I)(a) above}	Details of warrants		Details of convertible securities		Total shares (including underlying shares assuming full conversion of warrants and convertible securities) as a % of diluted share capital)
				Number of warrants	As a % total number of warrants of the same class	Number of convertible securities held	% w.r.t. total number of convertible securities of the same class	
1	NIL							
TOTAL								

(I)(d) Statement showing details of locked-in shares

Sr. No.	Name of the shareholder	Number of locked-in shares	Locked-in shares as a percentage of total number of shares {i.e., Grand Total (A)+(B)+(C) indicated in Statement at para (I)(a) above}	Promoter / Promoter Group / Public
1	NIL			
TOTAL				



(II)(a) Statement showing details of Depository Receipt(DRs)

Sr. No.	Type of outstanding DR (ADRs, GDRs, SDRs, etc.)	Number of outstanding DRs	Number of shares underlying outstanding DRs	Shares underlying outstanding DRs as a percentage of total number of shares {i.e., Grand Total (A)+(B)+(C) indicated in Statement at para (I)(a) above}
I	NIL			
TOTAL				

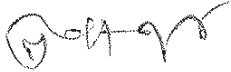
(II)(b) Statement showing Holding of Depository Receipts (DRs), where underlying shares held by "Promoter / Promoter group" are in excess of 1% of the total number shares

Sr. No.	Name of the DR Holder	Type of outstanding DR (ADRs, GDRs, SDRs, etc.)	Number of shares underlying outstanding DRs	Shares underlying outstanding DRs as a percentage of total number of shares {i.e., Grand Total (A)+(B)+(C) indicated in Statement at para (I)(a) above}
I		NIL		
TOTAL				

(III)(a) Statement showing the voting patterns of shareholders, if more than one class of shares/ securities is issued by the issuer

Only one class of securities is issued by the Company i.e. Equity Shares

For TORRENT PHARMACEUTICALS LIMITED



MAHESH AGRAWAL
VP (LEGAL) & COMPANY SECRETARY